PNG-GLGT Bemidji Peak Day Regression for Winter 2010 - Summary - New for Reply Comments
Based on December through February Data for 3 years

120.53	**Coldest Bemidji WCHDD65 in 20 years (Feb 1, 1996)**
107	**Coldest Bemidji AHDD65 in 20 years (Feb 1, 1996)**
99	**Coldest Bemidji HDDW65 in 20 years (Feb 1, 1996)**
87	**Bemidji HDD65-1 Day before coldest HDD65 in 20 years (Jan 31, 1996)**
2.5%	**Risk Tolerance for Actual Load Exceeding Estimate**

Regression	Baseload	Use Per AHDD65	Use Per HDDW65	Use Per HDD65-1	Adj R Sq.	Sigma	Point Est	Total Daily Meter Risk Adjustment	Total Daily Meter Peak Day Estimate	Notes:
Last Year 3yr-S	498.72	108.97			0.882	555.37	12,159	1,089	13,247	Dec 2005 to Feb 2008, only statistically significant independent variables
Last Year 3yr-AHDD65	551.55	106.75			0.879	563.48	11,973	1,104	13,078	Dec 2005 to Feb 2008, only Adjusted HDD
3yr-S	534.23		110.28	7.32	0.898	547.14	12,089	1,072	13,161	Dec 2006 to Feb 2009, SAS best statistically significant independent variables
3yr-S+AHDD65	**697.15**	**107.44**			**0.894**	**558.44**	**12,193**	**1,095**	**13,288**	Dec 2006 to Feb 2009, AHDD65 plus Significant non-weather variables
3yr-AHDD65	460.54	108.31			0.888	572.86	12,050	1,123	13,173	Dec 2006 to Feb 2009, only AHDD65
3yr-HDDW65	464.45		115.90		0.890	566.99	11,939	1,111	13,050	Dec 2006 to Feb 2009, only GasDay HDDW65 (New Significant Weather Variat
3yr-WCHDD65	683.36		94.35		0.860	639.88	12,055	1,254	13,309	Dec 2006 to Feb 2009, only WCHDD65
3yr-S+WCHDD65	887.81		93.56		0.863	632.46	12,165	1,240	13,404	Dec 2006 to Feb 2009, WCHDD65 plus significant non-weather variables
						Min	11,939		13,050	
						Max	12,193		13,288	
						Avg	12,068		13,168	

PNG-GLGT Peak Day Regression for Winter 2010 - Data Collected from MERC Source Data Files

Date	(Mon=1) Day	Bemidji Daily Meter	Bemidji HDD65	AHDD65	HDDW65	MGUAdj65	WCHDD65	HDD60	AHDD60	HDDW60	MGUAdj60	WCHDD60	HDD55	AHDD55	HDDW55	MGUAdj55	WCHDD55	Wind	CloudPct
11/1/2003	6	4,840	43.0	46.4	43.0	45.8	52.3	38.0	41.0	38.0	40.4	47.3	33.0	35.6	33.0	35.0	42.3	8.0	80%
11/2/2003	7	4,737	36.0	39.2	36.5	38.5	44.4	31.0	33.8	31.4	33.0	39.4	26.0	28.3	26.3	27.6	34.4	9.0	77%
11/3/2003	1	5,571	44.0	48.0	44.6	47.1	54.3	39.0	42.5	39.5	41.7	49.3	34.0	37.1	34.4	36.2	44.3	9.0	75%
11/4/2003	2	5,266	41.0	45.1	42.0	45.1	51.2	36.0	39.6	36.9	39.6	46.2	31.0	34.1	31.8	34.1	41.2	10.0	99%
11/5/2003	3	6,378	47.0	51.7	48.2	51.5	58.6	42.0	46.2	43.1	46.0	53.6	37.0	40.7	37.9	40.5	48.6	10.0	93%
11/6/2003	4	6,380	52.0	58.2	54.6	56.0	66.1	47.0	52.6	49.4	50.4	61.1	42.0	47.0	44.1	44.8	56.1	12.0	33%
11/7/2003	5	7,237	60.0	66.0	61.5	63.8	74.7	55.0	60.5	56.4	58.3	69.7	50.0	55.0	51.3	52.8	64.7	10.0	34%
11/8/2003	6	6,053	58.0	61.5	57.3	59.2	68.5	53.0	56.2	52.3	53.9	63.5	48.0	50.9	47.4	48.6	58.5	6.0	33%
11/9/2003	7	4,687	37.0	40.7	37.9	39.5	46.2	32.0	35.2	32.8	34.0	41.2	27.0	29.7	27.7	28.5	36.2	10.0	63%
11/10/2003	1	3,941	31.0	33.2	30.8	32.9	37.1	26.0	27.8	25.8	27.6	32.1	21.0	22.5	20.9	22.2	27.1	7.0	93%
11/11/2003	2	3,477	31.0	32.9	30.6	30.8	36.4	26.0	27.6	25.7	25.5	31.4	21.0	22.3	20.7	20.2	26.4	6.0	38%
11/12/2003	3	4,893	38.0	42.9	40.4	41.5	49.0	33.0	37.3	35.1	35.9	44.0	28.0	31.6	29.8	30.2	39.0	13.0	58%
11/13/2003	4	4,350	42.0	45.8	42.5	43.4	51.8	37.0	40.3	37.5	38.0	46.8	32.0	34.9	32.4	32.5	41.8	9.0	30%
11/14/2003	5	3,506	33.0	34.0	32.0	31.4	33.0	28.0	28.8	27.1	26.3	28.0	23.0	23.7	22.3	21.1	23.0	3.0	23%
11/15/2003	6	3,257	34.0	34.7	32.7	34.2	34.0	29.0	29.6	27.9	29.1	29.0	24.0	24.5	23.1	24.0	24.0	2.0	87%
11/16/2003	7	3,496	27.0	28.6	26.7	28.6	31.6	22.0	23.3	21.7	23.3	26.6	17.0	18.0	16.8	18.0	21.6	6.0	100%
11/17/2003	1	2,962	22.0	24.2	22.6	24.0	27.6	17.0	18.7	17.4	18.5	22.6	12.0	13.2	12.3	13.0	17.6	10.0	94%
11/18/2003	2	3,806	27.0	29.7	27.7	28.4	33.8	22.0	24.2	22.6	22.9	28.8	17.0	18.7	17.4	17.4	23.8	10.0	60%
11/19/2003	3	3,759	31.0	33.8	31.4	32.1	38.3	26.0	28.3	26.3	26.6	33.3	21.0	22.9	21.3	21.2	28.3	9.0	48%
11/20/2003	4	4,191	30.0	33.9	31.9	32.6	38.8	25.0	28.3	26.6	27.0	33.8	20.0	22.6	21.3	21.3	28.8	13.0	62%
11/21/2003	5	4,953	42.0	44.9	41.7	43.7	50.3	37.0	39.6	36.8	38.4	45.3	32.0	34.2	31.8	33.0	40.3	7.0	64%
11/22/2003	6	5,834	43.0	46.4	43.0	45.9	52.3	38.0	41.0	38.0	40.5	47.3	33.0	35.6	33.0	35.1	42.3	8.0	84%
11/23/2003	7	7,096	50.0	58.0	55.0	58.0	65.7	45.0	52.2	49.5	52.2	60.7	40.0	46.4	44.0	46.4	55.7	16.0	100%
11/24/2003	1	6,667	57.0	62.7	58.4	61.2	71.0	52.0	57.2	53.3	55.7	66.0	47.0	51.7	48.2	50.2	61.0	10.0	55%
11/25/2003	2	5,342	49.0	53.9	50.2	53.9	61.1	44.0	48.4	45.1	48.4	56.1	39.0	42.9	40.0	42.9	51.1	10.0	99%
11/26/2003	3	4,561	40.0	43.2	40.0	40.7	48.7	35.0	37.8	35.0	35.3	43.7	30.0	32.4	30.0	29.9	38.7	8.0	24%
11/27/2003	4	4,972	43.0	46.9	43.5	46.0	53.0	38.0	41.4	38.5	40.6	48.0	33.0	36.0	33.4	35.1	43.0	9.0	75%
11/28/2003	5	5,325	52.0	57.2	53.3	56.7	64.8	47.0	51.7	48.2	51.2	59.8	42.0	46.2	43.1	45.7	54.8	10.0	85%
11/29/2003	6	4,234	41.0	45.5	42.5	44.7	51.8	36.0	40.0	37.4	39.2	46.8	31.0	34.4	32.2	33.6	41.8	11.0	77%
11/30/2003	7	5,034	34.0	38.8	36.6	37.4	44.3	29.0	33.1	31.2	31.7	39.3	24.0	27.4	25.8	26.0	34.3	14.0	60%
12/1/2003	1	5,493	48.0	55.2	52.2	52.5	62.6	43.0	49.5	46.8	46.8	57.6	38.0	43.7	41.3	41.0	52.6	15.0	20%
12/2/2003	2	5,113	51.0	54.1	50.4	52.5	60.2	46.0	48.8	45.4	47.2	55.2	41.0	43.5	40.5	41.9	50.2	6.0	53%
12/3/2003	3	4,485	38.0	41.0	38.0	40.5	46.2	33.0	35.6	33.0	35.1	41.2	28.0	30.2	28.0	29.7	36.2	8.0	84%
12/4/2003	4	4,203	35.0	37.8	35.0	37.7	42.6	30.0	32.4	30.0	32.3	37.6	25.0	27.0	25.0	26.9	32.6	8.0	96%
12/5/2003	5	4,707	40.0	43.2	40.0	43.2	48.7	35.0	37.8	35.0	37.8	43.7	30.0	32.4	30.0	32.4	38.7	8.0	100%
12/6/2003	6	4,522	39.0	44.1	41.4	44.1	50.2	34.0	38.4	36.1	38.4	45.2	29.0	32.8	30.8	32.8	40.2	13.0	100%
12/7/2003	7	4,143	36.0	40.7	38.3	40.7	46.4	31.0	35.0	32.9	35.0	41.4	26.0	29.4	27.6	29.4	36.4	13.0	100%
12/8/2003	1	5,001	42.0	45.4	42.0	45.1	51.1	37.0	40.0	37.0	39.7	46.1	32.0	34.6	32.0	34.3	41.1	8.0	93%
12/9/2003	2	6,516	56.0	59.9	55.7	59.0	67.2	51.0	54.6	50.7	53.6	62.2	46.0	49.2	45.7	48.3	57.2	7.0	71%
12/10/2003	3	7,604	64.0	69.1	64.0	67.9	77.9	59.0	63.7	59.0	62.5	72.9	54.0	58.3	54.0	57.1	67.9	8.0	63%
12/11/2003	4	7,684	72.0	74.9	70.2	72.6	82.0	67.0	69.7	65.3	67.4	77.0	62.0	64.5	60.5	62.2	72.0	4.0	32%
12/12/2003	5	6,313	59.0	62.5	58.3	61.9	69.7	54.0	57.2	53.3	56.6	64.7	49.0	51.9	48.4	51.3	59.7	6.0	81%
12/13/2003	6	5,217	43.0	48.6	45.7	47.9	55.3	38.0	42.9	40.4	42.3	50.3	33.0	37.3	35.1	36.6	45.3	13.0	80%
12/14/2003	7	4,773	38.0	41.4	38.5	41.2	46.9	33.0	36.0	33.4	35.8	41.9	28.0	30.5	28.4	30.3	36.9	9.0	94%
12/15/2003	1	5,273	41.0	44.7	41.5	44.7	50.6	36.0	39.2	36.5	39.2	45.6	31.0	33.8	31.4	33.8	40.6	9.0	100%
12/16/2003	2	6,104	49.0	56.4	53.3	56.3	63.9	44.0	50.6	47.9	50.6	58.9	39.0	44.9	42.4	44.8	53.9	15.0	99%
12/17/2003	3	5,732	55.0	56.1	52.9	55.4	55.0	50.0	51.0	48.1	50.3	50.0	45.0	45.9	43.3	45.2	45.0	2.0	79%
12/18/2003	4	5,652	42.0	47.5	44.6	46.4	54.0	37.0	41.8	39.3	40.8	49.0	32.0	36.2	34.0	35.1	44.0	13.0	69%
12/19/2003	5	5,348	53.0	56.2	52.3	54.3	62.6	48.0	50.9	47.4	49.0	57.6	43.0	45.6	42.5	43.7	52.6	6.0	43%
12/20/2003	6	4,177	36.0	38.5	35.8	36.5	43.1	31.0	33.2	30.8	31.1	38.1	26.0	27.8	25.8	25.8	33.1	7.0	39%
12/21/2003	7	4,199	36.0	38.9	36.0	36.9	43.8	31.0	33.5	31.0	31.5	38.8	26.0	28.1	26.0	26.1	33.8	8.0	40%
12/22/2003	1	4,903	37.0	41.1	38.4	39.9	46.8	32.0	35.5	33.2	34.3	41.8	27.0	30.0	28.0	28.8	36.8	11.0	64%
12/23/2003	2	5,652	49.0	50.0	47.2	47.6	49.0	44.0	44.9	42.4	42.5	44.0	39.0	39.8	37.5	37.4	39.0	2.0	29%
12/24/2003	3	5,015	47.0	48.4	45.5	45.7	47.0	42.0	43.3	40.7	40.6	42.0	37.0	38.1	35.8	35.4	37.0	3.0	20%
12/25/2003	4	4,501	41.0	44.3	41.0	41.7	49.9	36.0	38.9	36.0	36.3	44.9	31.0	33.5	31.0	30.9	39.9	8.0	22%
12/26/2003	5	3,992	34.0	37.7	35.3	36.4	43.0	29.0	32.2	30.1	30.8	38.0	24.0	26.6	24.9	25.3	33.0	11.0	59%
12/27/2003	6	3,782	27.0	30.8	29.0	30.7	35.4	22.0	25.1	23.7	25.0	30.4	17.0	19.4	18.3	19.3	25.4	14.0	97%
12/28/2003	7	4,358	36.0	39.2	36.5	38.9	44.4	31.0	33.8	31.4	33.5	39.4	26.0	28.3	26.3	28.0	34.4	9.0	90%
12/29/2003	1	5,623	46.0	49.7	46.0	49.7	56.0	41.0	44.3	41.0	44.3	51.0	36.0	38.9	36.0	38.9	46.0	8.0	100%
12/30/2003	2	6,260	53.0	55.1	51.7	54.3	60.0	48.0	49.9	46.8	49.1	55.0	43.0	44.7	41.9	43.9	50.0	4.0	75%
12/31/2003	3	6,530	60.0	65.4	60.8	63.6	73.9	55.0	60.0	55.7	58.2	68.9	50.0	54.5	50.6	52.7	63.9	9.0	47%
1/1/2004	4	5,559	48.0	52.3	48.6	51.5	59.2	43.0	46.9	43.5	46.1	54.2	38.0	41.4	38.5	40.6	49.2	9.0	76%
1/2/2004	5	5,923	44.0	48.0	44.6	47.5	54.3	39.0	42.5	39.5	42.0	49.3	34.0	37.1	34.4	36.6	44.3	9.0	85%
1/3/2004	6	7,883	69.0	79.4	75.0	78.0	89.5	64.0	73.6	69.6	72.2	84.5	59.0	67.9	64.2	66.5	79.5	15.0	59%
1/4/2004	7	9,370	75.0	78.8	73.6	77.0	87.3	70.0	73.5	68.7	71.8	82.3	65.0	68.3	63.8	66.5	77.3	5.0	48%
1/5/2004	1	9,993	80.0	88.0	82.0	85.7	99.5	75.0	82.5	76.9	80.2	94.5	70.0	77.0	71.8	74.7	89.5	10.0	30%
1/6/2004	2	8,471	66.0	75.9	71.8	74.5	85.7	61.0	70.2	66.3	68.8	80.7	56.0	64.4	60.9	63.0	75.7	15.0	59%
1/7/2004	3	7,420	61.0	62.2	58.7	59.7	61.0	56.0	57.1	53.9	54.6	56.0	51.0	52.0	49.1	49.5	51.0	2.0	24%
1/8/2004	4	7,016	63.0	63.6	60.2	61.5	63.0	58.0	58.6	55.5	56.5	58.0	53.0	53.5	50.7	51.4	53.0	1.0	37%
1/9/2004	5	6,170	56.0	58.2	54.6	58.2	63.5	51.0	53.0	49.7	53.0	58.5	46.0	47.8	44.9	47.8	53.5	4.0	98%
1/10/2004	6	4,780	43.0	46.0	42.7	45.8	51.6	38.0	40.7	37.8	40.5	46.6	33.0	35.3	32.8	35.1	41.6	7.0	95%
1/11/2004	7	5,352	44.0	48.0	44.6	47.9	54.3	39.0	42.5	39.5	42.4	49.3	34.0	37.1	34.4	37.0	44.3	9.0	98%
1/12/2004	1	6,524	47.0	52.6	49.4	52.5	59.8	42.0	47.0	44.1	46.9	54.8	37.0	41.4	38.9	41.3	49.8	12.0	97%
1/13/2004	2	7,025	62.0	65.7	61.2	64.7	73.3	57.0	60.4	56.3	59.4	68.3	52.0	55.1	51.4	54.1	63.3	6.0	68%
1/14/2004	3	6,847	58.0	62.6	58.0	61.5	70.6	53.0	57.2	53.0	56.1	65.6	48.0	51.8	48.0	50.7	60.6	8.0	66%
1/15/2004	4	6,585	57.0	62.7	58.4	62.7	71.0	52.0	57.2	53.3	57.2	66.0	47.0	51.7	48.2	51.7	61.0	10.0	99%
1/16/2004	5	5,363	45.0	50.9	47.8	50.6	57.8	40.0	45.2	42.5	44.9	52.8	35.0	39.6	37.2	39.3	47.8	13.0	91%
1/17/2004	6	7,568	57.0	66.7	63.4	65.9	75.2	52.0	60.8	57.9	60.0	70.2	47.0	55.0	52.3	54.2	65.2	17.0	75%
1/18/2004	7	8,510	77.0	84.7	78.9	82.2	95.8	72.0	79.2	73.8	76.7	90.8	67.0	73.7	68.7	71.2	85.8	10.0	25%
1/19/2004	1	7,537	67.0	69.7	65.3	69.4	76.2	62.0	64.5	60.5	64.2	71.2	57.0	59.3	55.6	59.0	66.2	4.0	92%
1/20/2004	2	6,456	55.0	60.0	55.7	59.8	67.8	50.0	54.5	50.6	54.3	62.8	45.0	49.1	45.6	48.9	57.8	9.0	95%
1/21/2004	3	9,422	61.0	73.2	70.2	72.7	81.7	56.0	67.2	64.4	66.7	76.7	51.0	61.2	58.7	60.7	71.7	20.0	84%
1/22/2004	4	9,142	74.0	79.9	74.0	78.4	90.1	69.0	74.5	69.0	73.0	85.1	64.0	69.1	64.0	67.6	80.1	8.0	54%
1/23/2004	5	7,782	61.0	65.9	61.0	65.6	74.3	56.0	60.5	56.0	60.2	69.3	51.0	55.1	51.0	54.8	64.3	8.0	93%
1/24/2004	6	7,398	73.0	75.2	70.7	73.3	73.0	68.0	70.0	65.9	68.2	68.0	63.0	64.9	61.0	63.0	63.0	3.0	44%
1/25/2004	7	7,210	59.0	65.5	61.2	65.5	74.2	54.0	59.9	56.0	59.9	69.2	49.0	54.4	50.8	54.4	64.2	11.0	100%
1/26/2004	1	7,156	56.0	59.9	55.7	59.9	67.2	51.0	54.6	50.7	54.6	62.2	46.0	49.2	45.7	49.2	57.2	7.0	100%
1/27/2004	2	8,340	71.0	76.7	71.0	75.7	86.4	66.0	71.3	66.0	70.3	81.4	61.0	65.9	61.0	64.9	76.4	8.0	70%
1/28/2004	3	10,609	84.0	94.1	88.2	91.4	106.4	79.0	88.5	83.0	85.8	101.4	74.0	82.9	77.7	80.2	96.4	12.0	21%
1/29/2004	4	10,695	88.0	95.0	88.0	92.8	107.1	83.0	89.6	83.0	87.4	102.1	78.0	84.2	78.0	82.0	97.1	8.0	32%
1/30/2004	5	9,518	87.0	91.4	85.4	88.8	101.4	82.0	86.1	80.5	83.5	96.4	77.0	80.9	75.6	78.3	91.4	5.0	22%
1/31/2004	6	7,962	78.0	79.6	75.1	78.8	78.0	73.0	74.5	70.3	73.7	73.0	68.0	69.4	65.5	68.6	68.0	2.0	76%
2/1/2004	7	7,338	58.0	58.6	55.5	57.9	58.0	53.0	53.5	50.7	52.9	53.0	48.0	48.5	45.9	47.8	48.0	1.0	81%
2/2/2004	1	8,416	64.0	67.8	63.2	66.0	75.7	59.0	62.5	58.3	60.7	70.7	54.0	57.2	53.3	55.4	65.7	6.0	44%
2/3/2004	2	8,535	73.0	78.1	72.5	75.4	87.7	68.0	72.8	67.6	70.1	82.7	63.0	67.4	62.6	64.7	77.7	7.0	20%
2/4/2004	3	6,900	66.0	69.3	64.8	67.9	76.7	61.0	64.1	59.9	62.6	71.7	56.0	58.8	55.0	57.4	66.7	5.0	57%
2/5/2004	4	5,402	44.0	47.5	44.0	47.4	53.5	39.0	42.1	39.0	42.0	48.5	34.0	36.7	34.0	36.6	43.5	8.0	95%
2/6/2004	5	6,502	50.0	55.5	51.9	55.5	63.0	45.0	50.0	46.7	49.9	58.0	40.0	44.4	41.5	44.4	53.0	11.0	99%
2/7/2004	6	5,894	58.0	61.5	57.3	59.2	68.5	53.0	56.2	52.3	53.9	63.5	48.0	50.9	47.4	48.6	58.5	6.0	32%
2/8/2004	7	5,483	46.0	50.6	47.2	50.2	57.4	41.0	45.1	42.0	44.7	52.4	36.0	39.6	36.9	39.2	47.4	10.0	87%
2/9/2004	1	6,123	49.0	55.9	52.7	55.8	63.4	44.0	50.2	47.3	50.1	58.4	39.0	44.5	41.9	44.4	53.4	14.0	99%
2/10/2004	2	6,133	55.0	59.4	55.0	58.9	66.9	50.0	54.0	50.0	53.5	61.9	45.0	48.6	45.0	48.1	56.9	8.0	86%
2/11/2004	3	7,072	53.0	58.3	54.3	58.1	66.1	48.0	52.8	49.2	52.6	61.1	43.0	47.3	44.1	47.1	56.1	10.0	93%
2/12/2004	4	6,327	60.0	66.6	62.3	64.9	75.5	55.0	61.1	57.1	59.4	70.5	50.0	55.5	51.9	53.8	65.5	11.0	50%
2/13/2004	5	5,785	45.0	50.4	47.3	48.2	57.3	40.0	44.8	42.0	42.6	52.3	35.0	39.2	36.8	37.0	47.3	12.0	34%
2/14/2004	6	8,032	69.0	75.2	69.9	72.7	85.0	64.0	69.8	64.8	67.3	80.0	59.0	64.3	59.7	61.8	75.0	9.0	26%
2/15/2004	7	7,093	71.0	73.8	69.2	72.3	80.8	66.0	68.6	64.4	67.1	75.8	61.0	63.4	59.5	61.9	70.8	4.0	55%
2/16/2004	1	7,205	50.0	55.5	51.9	55.3	63.0	45.0	50.0	46.7	49.8	58.0	40.0	44.4	41.5	44.2	53.0	11.0	94%

2/17/2004	2	5,725	54.0	57.2	53.3	55.8	63.8	49.0	51.9	48.4	50.5	58.8	44.0	46.6	43.5	45.2	53.8	6.0	58%
2/18/2004	3	4,277	37.0	40.3	37.5	38.7	45.7	32.0	34.9	32.4	33.3	40.7	27.0	29.4	27.3	27.8	35.7	9.0	52%
2/19/2004	4	4,255	35.0	37.1	34.6	37.0	41.2	30.0	31.8	29.6	31.7	36.2	25.0	26.5	24.7	26.4	31.2	6.0	97%
2/20/2004	5	5,507	35.0	37.8	35.0	37.8	42.6	30.0	32.4	30.0	32.4	37.6	25.0	27.0	25.0	27.0	32.6	8.0	100%
2/21/2004	6	4,434	39.0	42.1	39.0	41.2	47.5	34.0	36.7	34.0	35.8	42.5	29.0	31.3	29.0	30.4	37.5	8.0	73%
2/22/2004	7	3,895	36.0	37.8	35.3	37.6	41.4	31.0	32.6	30.4	32.3	36.4	26.0	27.3	25.5	27.1	31.4	5.0	93%
2/23/2004	1	4,171	34.0	36.4	33.8	36.4	40.7	29.0	31.0	28.8	31.0	35.7	24.0	25.7	23.9	25.7	30.7	7.0	100%
2/24/2004	2	4,250	34.0	36.0	33.6	35.0	40.0	29.0	30.7	28.6	29.7	35.0	24.0	25.4	23.7	24.4	30.0	6.0	70%
2/25/2004	3	4,654	36.0	40.7	38.3	40.3	46.4	31.0	35.0	32.9	34.7	41.4	26.0	29.4	27.6	29.0	36.4	13.0	90%
2/26/2004	4	4,239	30.0	34.2	32.3	32.9	39.2	25.0	28.5	26.9	27.2	34.2	20.0	22.8	21.5	21.5	29.2	14.0	62%
2/27/2004	5	3,713	29.0	33.1	31.2	31.9	37.9	24.0	27.4	25.8	26.2	32.9	19.0	21.7	20.4	20.5	27.9	14.0	64%
2/28/2004	6	3,321	22.0	23.3	21.7	21.0	25.7	17.0	18.0	16.8	15.7	20.7	12.0	12.7	11.9	10.4	15.7	6.0	29%
2/29/2004	7	3,834	30.0	31.8	29.6	31.7	35.2	25.0	26.5	24.7	26.4	30.2	20.0	21.2	19.8	21.1	25.2	6.0	96%
3/1/2004	1	3,994	30.0	32.7	30.4	32.4	37.1	25.0	27.3	25.3	27.0	32.1	20.0	21.8	20.3	21.5	27.1	9.0	92%
3/2/2004	2	4,764	37.0	41.1	38.4	40.4	46.8	32.0	35.5	33.2	34.9	41.8	27.0	30.0	28.0	29.3	36.8	11.0	80%
3/3/2004	3	5,925	44.0	46.6	43.5	46.0	51.9	39.0	41.3	38.5	40.7	46.9	34.0	36.0	33.6	35.4	41.9	6.0	82%
3/4/2004	4	5,444	46.0	49.2	45.7	49.2	55.2	41.0	43.9	40.7	43.9	50.2	36.0	38.5	35.8	38.5	45.2	7.0	100%
3/5/2004	5	4,370	34.0	35.4	33.2	35.3	38.1	29.0	30.2	28.3	30.1	33.1	24.0	25.0	23.4	24.9	28.1	4.0	99%
3/6/2004	6	4,487	40.0	43.6	40.5	43.6	49.3	35.0	38.2	35.4	38.2	44.3	30.0	32.7	30.4	32.7	39.3	9.0	100%
3/7/2004	7	5,949	42.0	50.0	47.8	49.4	56.5	37.0	44.0	42.1	43.4	51.5	32.0	38.1	36.4	37.5	46.5	19.0	82%
3/8/2004	1	5,222	41.0	44.3	41.0	42.4	49.9	36.0	38.9	36.0	37.0	44.9	31.0	33.5	31.0	31.6	39.9	8.0	45%
3/9/2004	2	4,190	32.0	34.6	32.0	32.5	38.9	27.0	29.2	27.0	27.1	33.9	22.0	23.8	22.0	21.7	28.9	8.0	38%
3/10/2004	3	6,095	38.0	44.8	42.8	44.3	50.9	33.0	38.9	37.1	38.4	45.9	28.0	33.0	31.5	32.5	40.9	18.0	85%
3/11/2004	4	7,236	61.0	71.4	67.9	69.4	80.3	56.0	65.5	62.3	63.6	75.3	51.0	59.7	56.7	57.7	70.3	17.0	41%
3/12/2004	5	5,152	51.0	54.1	50.4	53.0	60.2	46.0	48.8	45.4	47.7	55.2	41.0	43.5	40.5	42.4	50.2	6.0	69%
3/13/2004	6	4,697	34.0	38.8	36.6	38.4	44.3	29.0	33.1	31.2	32.7	39.3	24.0	27.4	25.8	27.0	34.3	14.0	90%
3/14/2004	7	5,401	43.0	51.6	49.5	50.4	58.1	38.0	45.6	43.7	44.4	53.1	33.0	39.6	38.0	38.4	48.1	20.0	65%
3/15/2004	1	4,487	48.0	50.4	47.1	48.0	55.5	43.0	45.2	42.2	42.7	50.5	38.0	39.9	37.3	37.5	45.5	5.0	27%
3/16/2004	2	4,577	40.0	44.8	42.0	44.0	51.0	35.0	39.2	36.8	38.4	46.0	30.0	33.6	31.5	32.8	41.0	12.0	77%
3/17/2004	3	3,943	36.0	38.2	35.6	36.9	42.3	31.0	32.9	30.6	31.6	37.3	26.0	27.6	25.7	26.3	32.3	6.0	61%
3/18/2004	4	4,201	36.0	38.9	36.0	37.4	43.8	31.0	33.5	31.0	32.0	38.8	26.0	28.1	26.0	26.6	33.8	8.0	57%
3/19/2004	5	4,448	29.0	33.4	31.5	32.6	38.3	24.0	27.6	26.1	26.8	33.3	19.0	21.9	20.7	21.1	28.3	15.0	76%
3/20/2004	6	6,375	40.0	48.8	47.0	47.5	54.8	35.0	42.7	41.1	41.4	49.8	30.0	36.6	35.3	35.3	44.8	22.0	60%
3/21/2004	7	6,041	53.0	56.7	52.7	54.0	63.6	48.0	51.4	47.7	48.6	58.6	43.0	46.0	42.7	43.3	53.6	7.0	18%
3/22/2004	1	4,465	43.0	47.3	44.1	45.4	53.7	38.0	41.8	39.0	39.9	48.7	33.0	36.3	33.8	34.4	43.7	10.0	42%
3/23/2004	2	3,654	38.0	40.7	37.8	38.8	45.5	33.0	35.3	32.8	33.5	40.5	28.0	30.0	27.8	28.1	35.5	7.0	45%
3/24/2004	3	3,247	26.0	27.3	25.5	25.5	29.7	21.0	22.1	20.6	20.2	24.7	16.0	16.8	15.7	15.0	19.7	5.0	45%
3/25/2004	4	2,816	24.0	25.2	23.6	23.5	27.4	19.0	20.0	18.6	18.2	22.4	14.0	14.7	13.7	13.0	17.4	5.0	48%
3/26/2004	5	2,932	28.0	30.0	27.8	28.1	33.5	23.0	24.6	22.9	22.7	28.5	18.0	19.3	17.9	17.4	23.5	7.0	43%
3/27/2004	6	3,158	24.0	28.6	27.3	28.6	33.0	19.0	22.6	21.6	22.6	28.0	14.0	16.7	15.9	16.7	23.0	19.0	100%
3/28/2004	7	3,429	25.0	28.3	26.6	28.2	32.5	20.0	22.6	21.3	22.6	27.5	15.0	17.0	15.9	16.9	22.5	13.0	99%
3/29/2004	1	4,625	36.0	41.4	39.2	41.4	47.3	31.0	35.7	33.7	35.7	42.3	26.0	29.9	28.3	29.9	37.3	15.0	100%
3/30/2004	2	3,986	35.0	37.8	35.0	35.9	42.6	30.0	32.4	30.0	30.5	37.6	25.0	27.0	25.0	25.1	32.6	8.0	42%
3/31/2004	3	3,168	31.0	32.6	30.4	29.9	35.6	26.0	27.3	25.5	24.6	30.6	21.0	22.1	20.6	19.4	25.6	5.0	20%
4/1/2004	4	2,949	26.0	27.8	25.8	25.2	31.1	21.0	22.5	20.9	19.8	26.1	16.0	17.1	15.9	14.5	21.1	7.0	20%
4/2/2004	5	2,486	25.0	27.0	25.0	26.0	30.4	20.0	21.6	20.0	20.6	25.4	15.0	16.2	15.0	15.2	20.4	8.0	69%
4/3/2004	6	3,134	30.0	34.2	32.3	32.3	39.2	25.0	28.5	26.9	26.6	34.2	20.0	22.8	21.5	20.9	29.2	14.0	43%
4/4/2004	7	2,822	29.0	30.2	28.3	27.7	32.3	24.0	25.0	23.4	22.5	27.3	19.0	19.8	18.5	17.3	22.3	4.0	25%
4/5/2004	1	2,184	16.0	17.8	16.6	15.3	20.5	11.0	12.2	11.4	9.8	15.5	6.0	6.7	6.2	4.2	10.5	11.0	27%
4/6/2004	2	2,446	16.0	17.1	15.9	14.6	19.0	11.0	11.8	10.9	9.2	14.0	6.0	6.4	6.0	3.9	9.0	7.0	24%
4/7/2004	3	3,534	22.0	24.2	22.6	23.7	27.6	17.0	18.7	17.4	18.2	22.6	12.0	13.2	12.3	12.7	17.6	10.0	84%
4/8/2004	4	3,461	35.0	39.2	36.8	36.5	44.7	30.0	33.6	31.5	30.9	39.7	25.0	28.0	26.3	25.3	34.7	12.0	18%
4/9/2004	5	4,171	37.0	40.3	37.5	39.9	45.7	32.0	34.9	32.4	34.5	40.7	27.0	29.4	27.3	29.0	35.7	9.0	88%
4/10/2004	6	4,600	36.0	39.2	36.5	38.3	44.4	31.0	33.8	31.4	32.8	39.4	26.0	28.3	26.3	27.4	34.4	9.0	71%
4/11/2004	7	4,799	41.0	43.1	40.2	42.7	47.3	36.0	37.8	35.3	37.4	42.3	31.0	32.6	30.4	32.2	37.3	5.0	89%
4/12/2004	1	4,158	33.0	34.7	32.4	33.1	37.9	28.0	29.4	27.5	27.8	32.9	23.0	24.2	22.6	22.6	27.9	5.0	53%
4/13/2004	2	3,568	27.0	28.6	26.7	27.9	31.6	22.0	23.3	21.7	22.6	26.6	17.0	18.0	16.8	17.3	21.6	6.0	77%
4/14/2004	3	3,702	24.0	26.2	24.3	24.7	29.7	19.0	20.7	19.2	19.3	24.7	14.0	15.3	14.2	13.8	19.7	9.0	57%
4/15/2004	4	2,969	10.0	11.3	10.6	10.4	10.0	5.0	5.7	5.3	4.8	5.0	0.0	0.0	0.0	0.0	0.0	13.0	73%
4/16/2004	5	2,982	20.0	21.4	19.9	19.7	23.8	15.0	16.1	14.9	14.4	18.8	10.0	10.7	9.9	9.0	13.8	7.0	50%
4/17/2004	6	3,028	21.0	22.7	21.0	21.9	25.5	16.0	17.3	16.0	16.5	20.5	11.0	11.9	11.0	11.1	15.5	8.0	77%
4/18/2004	7	3,765	23.0	25.8	24.2	25.6	29.6	18.0	20.2	18.9	20.0	24.6	13.0	14.6	13.7	14.4	19.6	12.0	94%
4/19/2004	1	3,079	19.0	20.9	19.5	19.6	23.9	14.0	15.4	14.4	14.1	18.9	9.0	9.9	9.2	8.6	13.9	10.0	60%
4/20/2004	2	2,938	19.0	20.7	19.2	20.1	23.5	14.0	15.3	14.2	14.6	18.5	9.0	9.8	9.1	9.2	13.5	9.0	81%
4/21/2004	3	3,904	28.0	30.8	28.7	30.0	35.1	23.0	25.3	23.6	24.5	30.1	18.0	19.8	18.5	19.0	25.1	10.0	76%
4/22/2004	4	3,203	28.0	29.7	27.7	27.0	32.8	23.0	24.4	22.7	21.7	27.8	18.0	19.1	17.8	16.4	22.8	6.0	20%
4/23/2004	5	3,501	27.0	29.7	27.7	27.9	33.8	22.0	24.2	22.6	22.4	28.8	17.0	18.7	17.4	16.9	23.8	10.0	47%
4/24/2004	6	2,603	23.0	25.8	24.2	23.8	29.6	18.0	20.2	18.9	18.2	24.6	13.0	14.6	13.7	12.6	19.6	12.0	40%
4/25/2004	7	3,125	18.0	20.5	19.4	18.9	23.9	13.0	14.8	14.0	13.2	18.9	8.0	9.1	8.6	7.5	13.9	14.0	52%
4/26/2004	1	4,091	30.0	35.1	33.4	33.6	40.2	25.0	29.3	27.8	27.8	35.2	20.0	23.4	22.3	21.9	30.2	17.0	56%
4/27/2004	2	2,496	21.0	23.1	21.5	22.4	26.4	16.0	17.6	16.4	16.9	21.4	11.0	12.1	11.3	11.4	16.4	10.0	80%
4/28/2004	3	1,776	2.0	2.3	2.1	0.6	2.0	0.0	0.0	0.0	0.0	0.0	0.0	0.0	0.0	0.0	0.0	13.0	50%
4/29/2004	4	2,576	26.0	28.9	27.0	27.4	33.0	21.0	23.3	21.8	21.9	28.0	16.0	17.8	16.6	16.3	23.0	11.0	57%
4/30/2004	5	2,652	26.0	28.9	27.0	27.2	33.0	21.0	23.3	21.8	21.6	28.0	16.0	17.8	16.6	16.1	23.0	11.0	49%
5/1/2004	6	2,557	29.0	30.7	28.6	28.4	34.0	24.0	25.4	23.7	23.1	29.0	19.0	20.1	18.8	17.8	24.0	6.0	29%
5/2/2004	7	2,407	27.0	28.6	26.7	26.5	31.6	22.0	23.3	21.7	21.2	26.6	17.0	18.0	16.8	15.9	21.6	6.0	36%
5/3/2004	1	2,219	22.0	24.4	22.8	23.2	28.0	17.0	18.9	17.6	17.6	23.0	12.0	13.3	12.5	12.1	18.0	11.0	63%
5/4/2004	2	2,382	21.0	23.7	22.3	21.6	27.4	16.0	18.1	17.0	15.9	22.4	11.0	12.4	11.7	10.3	17.4	13.0	36%
5/5/2004	3	1,768	12.0	13.7	12.9	11.6	12.0	7.0	8.0	7.5	5.9	7.0	2.0	2.3	2.2	0.2	2.0	14.0	39%
5/6/2004	4	1,537	21.0	23.3	21.8	21.2	26.8	16.0	17.8	16.6	15.7	21.8	11.0	12.2	11.4	10.1	16.8	11.0	38%
5/7/2004	5	1,627	22.0	24.4	22.8	23.0	28.0	17.0	18.9	17.6	17.5	23.0	12.0	13.3	12.5	11.9	18.0	11.0	58%
5/8/2004	6	1,736	7.0	7.4	6.9	5.0	7.0	2.0	2.1	2.0	0.0	2.0	0.0	0.0	0.0	0.0	0.0	6.0	26%
5/9/2004	7	1,797	1.0	1.1	1.0	0.0	1.0	0.0	0.0	0.0	0.0	0.0	0.0	0.0	0.0	0.0	0.0	10.0	50%
5/10/2004	1	2,199	16.0	18.1	17.0	15.7	21.1	11.0	12.4	11.7	10.0	16.1	6.0	6.8	6.4	4.4	11.1	13.0	28%
5/11/2004	2	3,177	19.0	21.7	20.4	21.5	25.2	14.0	16.0	15.1	15.8	20.2	9.0	10.3	9.7	10.1	15.2	14.0	95%
5/12/2004	3	2,854	21.0	23.7	22.3	23.7	27.4	16.0	18.1	17.0	18.1	22.4	11.0	12.4	11.7	12.4	17.4	13.0	100%
5/13/2004	4	3,184	29.0	32.5	30.5	32.4	37.2	24.0	26.9	25.2	26.8	32.2	19.0	21.3	20.0	21.2	27.2	12.0	98%
5/14/2004	5	2,918	27.0	29.2	27.0	27.8	32.8	22.0	23.8	22.0	22.4	27.8	17.0	18.4	17.0	17.0	22.8	8.0	60%
5/15/2004	6	2,153	20.0	22.4	21.0	20.9	25.9	15.0	16.8	15.8	15.3	20.9	10.0	11.2	10.5	9.7	15.9	12.0	54%
5/16/2004	7	2,361	14.0	15.0	13.9	14.1	14.0	9.0	9.6	8.9	8.7	9.0	4.0	4.3	4.0	3.4	4.0	7.0	73%
5/17/2004	1	2,297	12.0	13.0	12.0	11.2	12.0	7.0	7.6	7.0	5.8	7.0	2.0	2.2	2.0	0.4	2.0	8.0	46%
5/18/2004	2	1,675	12.0	12.4	11.6	9.8	12.0	7.0	7.2	6.8	4.6	7.0	2.0	2.1	1.9	0.0	2.0	3.0	22%
5/19/2004	3	1,804	8.0	8.8	8.2	8.3	8.0	3.0	3.3	3.1	2.8	3.0	0.0	0.0	0.0	0.0	0.0	10.0	84%
5/20/2004	4	1,975	12.0	13.3	12.5	12.5	12.0	7.0	7.8	7.3	6.9	7.0	2.0	2.2	2.1	1.4	2.0	11.0	74%
5/21/2004	5	1,804	13.0	14.4	13.5	13.7	13.0	8.0	8.9	8.3	8.1	8.0	3.0	3.3	3.1	2.6	3.0	11.0	77%
5/22/2004	6	1,959	15.0	16.5	15.4	16.1	15.0	10.0	11.0	10.3	10.6	10.0	5.0	5.5	5.1	5.1	5.0	10.0	89%
5/23/2004	7	1,964	14.0	15.8	14.9	15.8	14.0	9.0	10.2	9.6	10.1	9.0	4.0	4.5	4.3	4.5	4.0	13.0	99%
5/24/2004	1	2,138	19.0	20.3	18.9	19.8	22.6	14.0	15.0	13.9	14.5	17.6	9.0	9.6	8.9	9.1	12.6	7.0	85%
5/25/2004	2	2,305	22.0	24.6	23.1	24.4	28.4	17.0	19.0	17.9	18.8	23.4	12.0	13.4	12.6	13.2	18.4	12.0	94%
5/26/2004	3	1,268	11.0	12.3	11.6	10.9	11.0	6.0	6.7	6.3	5.3	6.0	1.0	1.1	1.1	0.0	1.0	12.0	57%
5/27/2004	4	1,430	17.0	18.4	17.0	16.9	20.7	12.0	13.0	12.0	11.5	15.7	7.0	7.6	7.0	6.1	10.7	8.0	57%
5/28/2004	5	850	14.0	14.8	13.8	12.2	14.0	9.0	9.5	8.9	6.9	9.0	4.0	4.2	4.0	1.6	4.0	6.0	20%
5/29/2004	6	1,091	4.0	4.7	4.5	3.4	4.0	0.0	0.0	0.0	0.0	0.0	0.0	0.0	0.0	0.0	0.0	17.0	63%
5/30/2004	7	1,191	10.0	11.6	11.0	11.6	10.0	5.0	5.8	5.5	5.8	5.0	0.0	0.0	0.0	0.0	0.0	16.0	100%
5/31/2004	1	1,288	9.0	10.3	9.7	10.3	9.0	4.0	4.6	4.3	4.6	4.0	0.0	0.0	0.0	0.0	0.0	14.0	100%
6/1/2004	2	1,583	12.0	13.1	12.2	13.1	12.0	7.0	7.6	7.1	7.6	7.0	2.0	2.2	2.0	2.2	2.0	9.0	100%
6/2/2004	3	949	8.0	8.4	7.9	6.1	8.0	3.0	3.2	2.9	0.9	3.0	0.0	0.0	0.0	0.0	0.0	5.0	32%
6/3/2004	4	765	8.0	8.3	7.8	6.4	8.0	3.0	3.1	2.9	1.2	3.0	0.0	0.0	0.0	0.0	0.0	4.0	43%
6/4/2004	5	809	0.0	0.0	0.0	0.0	0.0	0.0	0.0	0.0	0.0	0.0	0.0	0.0	0.0	0.0	0.0	7.0	43%
6/5/2004	6	691	2.0	2.1	2.0	0.3	2.0	0.0	0.0	0.0	0.0	0.0	0.0	0.0	0.0	0.0	0.0	7.0	46%
6/6/2004	7	639	4.0	4.2	4.0	1.5	4.0	0.0	0.0	0.0	0.0	0.0	0.0	0.0	0.0	0.0	0.0	6.0	18%
6/7/2004	1	776	0.0	0.0	0.0	0.0	0.0	0.0	0.0	0.0	0.0	0.0	0.0	0.0	0.0	0.0	0.0	12.0	57%

6/8/2004	2	1,534	7.0	7.8	7.3	5.5	7.0	2.0	2.2	2.1	0.0	2.0	0.0	0.0	0.0	0.0	0.0	11.0	33%
6/9/2004	3	1,489	6.0	6.5	6.1	4.0	6.0	1.0	1.1	1.0	0.0	1.0	0.0	0.0	0.0	0.0	0.0	9.0	24%
6/10/2004	4	1,318	6.0	6.9	6.5	5.2	6.0	1.0	1.2	1.1	0.0	1.0	0.0	0.0	0.0	0.0	0.0	15.0	49%
6/11/2004	5	1,310	9.0	10.4	9.8	10.1	9.0	4.0	4.6	4.4	4.4	4.0	0.0	0.0	0.0	0.0	0.0	15.0	93%
6/12/2004	6	709	0.0	0.0	0.0	0.0	0.0	0.0	0.0	0.0	0.0	0.0	0.0	0.0	0.0	0.0	0.0	13.0	50%
6/13/2004	7	853	2.0	2.2	2.1	0.5	2.0	0.0	0.0	0.0	0.0	0.0	0.0	0.0	0.0	0.0	0.0	12.0	49%
6/14/2004	1	837	10.0	10.7	9.9	9.5	10.0	5.0	5.4	5.0	4.1	5.0	0.0	0.0	0.0	0.0	0.0	7.0	63%
6/15/2004	2	995	9.0	9.5	8.9	8.0	9.0	4.0	4.2	4.0	2.7	4.0	0.0	0.0	0.0	0.0	0.0	6.0	53%
6/16/2004	3	1,204	7.0	7.5	7.0	5.5	7.0	2.0	2.1	2.0	0.1	2.0	0.0	0.0	0.0	0.0	0.0	7.0	40%
6/17/2004	4	960	8.0	8.4	7.9	6.4	8.0	3.0	3.2	2.9	1.2	3.0	0.0	0.0	0.0	0.0	0.0	5.0	40%
6/18/2004	5	1,125	14.0	15.8	14.9	14.7	14.0	9.0	10.2	9.6	9.0	9.0	4.0	4.5	4.3	3.4	4.0	13.0	65%
6/19/2004	6	825	10.0	11.0	10.3	8.2	10.0	5.0	5.5	5.1	2.7	5.0	0.0	0.0	0.0	0.0	0.0	10.0	17%
6/20/2004	7	822	2.0	2.3	2.2	0.0	2.0	0.0	0.0	0.0	0.0	0.0	0.0	0.0	0.0	0.0	0.0	14.0	29%
6/21/2004	1	1,036	10.0	11.3	10.6	10.2	10.0	5.0	5.7	5.3	4.5	5.0	0.0	0.0	0.0	0.0	0.0	13.0	66%
6/22/2004	2	1,055	10.0	11.2	10.5	8.9	10.0	5.0	5.6	5.3	3.3	5.0	0.0	0.0	0.0	0.0	0.0	12.0	32%
6/23/2004	3	1,327	12.0	12.4	11.6	10.7	12.0	7.0	7.2	6.8	5.5	7.0	2.0	2.1	1.9	0.4	2.0	3.0	50%
6/24/2004	4	1,138	15.0	16.1	14.9	14.6	15.0	10.0	10.7	9.9	9.2	10.0	5.0	5.4	5.0	3.9	5.0	7.0	56%
6/25/2004	5	1,192	12.0	13.2	12.3	13.0	12.0	7.0	7.7	7.2	7.5	7.0	2.0	2.2	2.1	2.0	2.0	10.0	93%
6/26/2004	6	888	10.0	10.4	9.8	9.2	10.0	5.0	5.2	4.9	4.0	5.0	0.0	0.0	0.0	0.0	0.0	4.0	64%
6/27/2004	7	794	6.0	6.3	5.9	4.8	6.0	1.0	1.1	1.0	0.0	1.0	0.0	0.0	0.0	0.0	0.0	5.0	56%
6/28/2004	1	805	0.0	0.0	0.0	0.0	0.0	0.0	0.0	0.0	0.0	0.0	0.0	0.0	0.0	0.0	0.0	10.0	29%
6/29/2004	2	1,383	0.0	0.0	0.0	0.0	0.0	0.0	0.0	0.0	0.0	0.0	0.0	0.0	0.0	0.0	0.0	8.0	19%
6/30/2004	3	1,340	0.0	0.0	0.0	0.0	0.0	0.0	0.0	0.0	0.0	0.0	0.0	0.0	0.0	0.0	0.0	9.0	19%
7/1/2004	4	996	3.0	3.2	3.0	0.5	3.0	0.0	0.0	0.0	0.0	0.0	0.0	0.0	0.0	0.0	0.0	6.0	20%
7/2/2004	5	844	0.0	0.0	0.0	0.0	0.0	0.0	0.0	0.0	0.0	0.0	0.0	0.0	0.0	0.0	0.0	10.0	52%
7/3/2004	6	751	0.0	0.0	0.0	0.0	0.0	0.0	0.0	0.0	0.0	0.0	0.0	0.0	0.0	0.0	0.0	8.0	43%
7/4/2004	7	920	6.0	6.7	6.2	6.6	6.0	1.0	1.1	1.0	1.0	1.0	0.0	0.0	0.0	0.0	0.0	11.0	98%
7/5/2004	1	988	10.0	10.7	9.9	10.7	10.0	5.0	5.4	5.0	5.4	5.0	0.0	0.0	0.0	0.0	0.0	7.0	100%
7/6/2004	2	1,491	15.0	16.2	15.0	16.2	15.0	10.0	10.8	10.0	10.8	10.0	5.0	5.4	5.0	5.4	5.0	8.0	100%
7/7/2004	3	1,004	5.0	5.3	4.9	3.6	5.0	0.0	0.0	0.0	0.0	0.0	0.0	0.0	0.0	0.0	0.0	5.0	50%
7/8/2004	4	795	7.0	7.4	6.9	5.1	7.0	2.0	2.1	2.0	0.0	2.0	0.0	0.0	0.0	0.0	0.0	6.0	31%
7/9/2004	5	822	0.0	0.0	0.0	0.0	0.0	0.0	0.0	0.0	0.0	0.0	0.0	0.0	0.0	0.0	0.0	8.0	49%
7/10/2004	6	642	0.0	0.0	0.0	0.0	0.0	0.0	0.0	0.0	0.0	0.0	0.0	0.0	0.0	0.0	0.0	8.0	56%
7/11/2004	7	770	0.0	0.0	0.0	0.0	0.0	0.0	0.0	0.0	0.0	0.0	0.0	0.0	0.0	0.0	0.0	6.0	42%
7/12/2004	1	697	0.0	0.0	0.0	0.0	0.0	0.0	0.0	0.0	0.0	0.0	0.0	0.0	0.0	0.0	0.0	8.0	26%
7/13/2004	2	835	0.0	0.0	0.0	0.0	0.0	0.0	0.0	0.0	0.0	0.0	0.0	0.0	0.0	0.0	0.0	13.0	43%
7/14/2004	3	1,070	0.0	0.0	0.0	0.0	0.0	0.0	0.0	0.0	0.0	0.0	0.0	0.0	0.0	0.0	0.0	6.0	18%
7/15/2004	4	698	0.0	0.0	0.0	0.0	0.0	0.0	0.0	0.0	0.0	0.0	0.0	0.0	0.0	0.0	0.0	4.0	47%
7/16/2004	5	736	0.0	0.0	0.0	0.0	0.0	0.0	0.0	0.0	0.0	0.0	0.0	0.0	0.0	0.0	0.0	8.0	33%
7/17/2004	6	866	0.0	0.0	0.0	0.0	0.0	0.0	0.0	0.0	0.0	0.0	0.0	0.0	0.0	0.0	0.0	3.0	36%
7/18/2004	7	1,361	0.0	0.0	0.0	0.0	0.0	0.0	0.0	0.0	0.0	0.0	0.0	0.0	0.0	0.0	0.0	9.0	29%
7/19/2004	1	842	0.0	0.0	0.0	0.0	0.0	0.0	0.0	0.0	0.0	0.0	0.0	0.0	0.0	0.0	0.0	6.0	25%
7/20/2004	2	633	0.0	0.0	0.0	0.0	0.0	0.0	0.0	0.0	0.0	0.0	0.0	0.0	0.0	0.0	0.0	4.0	39%
7/21/2004	3	767	0.0	0.0	0.0	0.0	0.0	0.0	0.0	0.0	0.0	0.0	0.0	0.0	0.0	0.0	0.0	14.0	20%
7/22/2004	4	770	7.0	7.6	7.1	6.1	7.0	2.0	2.2	2.0	0.7	2.0	0.0	0.0	0.0	0.0	0.0	9.0	55%
7/23/2004	5	956	9.0	9.7	9.0	7.1	9.0	4.0	4.3	4.0	1.7	4.0	0.0	0.0	0.0	0.0	0.0	8.0	21%
7/24/2004	6	827	9.0	9.5	8.8	6.9	9.0	4.0	4.2	3.9	1.6	4.0	0.0	0.0	0.0	0.0	0.0	5.0	22%
7/25/2004	7	917	0.0	0.0	0.0	0.0	0.0	0.0	0.0	0.0	0.0	0.0	0.0	0.0	0.0	0.0	0.0	7.0	19%
7/26/2004	1	747	0.0	0.0	0.0	0.0	0.0	0.0	0.0	0.0	0.0	0.0	0.0	0.0	0.0	0.0	0.0	8.0	18%
7/27/2004	2	750	0.0	0.0	0.0	0.0	0.0	0.0	0.0	0.0	0.0	0.0	0.0	0.0	0.0	0.0	0.0	12.0	26%
7/28/2004	3	1,271	0.0	0.0	0.0	0.0	0.0	0.0	0.0	0.0	0.0	0.0	0.0	0.0	0.0	0.0	0.0	8.0	60%
7/29/2004	4	1,330	8.0	8.7	8.1	7.6	8.0	3.0	3.3	3.0	2.2	3.0	0.0	0.0	0.0	0.0	0.0	9.0	67%
7/30/2004	5	1,316	8.0	8.2	7.8	7.0	8.0	3.0	3.1	2.9	1.8	3.0	0.0	0.0	0.0	0.0	0.0	3.0	62%
7/31/2004	6	1,247	7.0	7.3	6.8	5.1	7.0	2.0	2.1	2.0	0.0	2.0	0.0	0.0	0.0	0.0	0.0	4.0	35%
8/1/2004	7	1,195	0.0	0.0	0.0	0.0	0.0	0.0	0.0	0.0	0.0	0.0	0.0	0.0	0.0	0.0	0.0	5.0	20%
8/2/2004	1	1,185	0.0	0.0	0.0	0.0	0.0	0.0	0.0	0.0	0.0	0.0	0.0	0.0	0.0	0.0	0.0	6.0	32%
8/3/2004	2	1,226	1.0	1.1	1.0	0.0	1.0	0.0	0.0	0.0	0.0	0.0	0.0	0.0	0.0	0.0	0.0	6.0	22%
8/4/2004	3	1,313	4.0	4.2	4.0	1.7	4.0	0.0	0.0	0.0	0.0	0.0	0.0	0.0	0.0	0.0	0.0	6.0	24%
8/5/2004	4	1,504	6.0	6.2	5.8	3.6	6.0	1.0	1.0	1.0	0.0	1.0	0.0	0.0	0.0	0.0	0.0	3.0	23%
8/6/2004	5	949	5.0	5.4	5.0	3.3	5.0	0.0	0.0	0.0	0.0	0.0	0.0	0.0	0.0	0.0	0.0	8.0	37%
8/7/2004	6	1,043	2.0	2.2	2.1	1.9	2.0	0.0	0.0	0.0	0.0	0.0	0.0	0.0	0.0	0.0	0.0	10.0	92%
8/8/2004	7	987	0.0	0.0	0.0	0.0	0.0	0.0	0.0	0.0	0.0	0.0	0.0	0.0	0.0	0.0	0.0	5.0	89%
8/9/2004	1	1,600	9.0	10.1	9.5	9.8	9.0	4.0	4.5	4.2	4.2	4.0	0.0	0.0	0.0	0.0	0.0	12.0	93%
8/10/2004	2	1,132	17.0	19.4	18.3	19.4	22.7	12.0	13.7	12.9	13.7	17.7	7.0	8.0	7.5	8.0	12.7	14.0	100%
8/11/2004	3	1,310	11.0	11.9	11.0	10.2	11.0	6.0	6.5	6.0	4.8	6.0	1.0	1.1	1.0	0.0	1.0	8.0	51%
8/12/2004	4	942	10.0	10.8	10.0	8.5	10.0	5.0	5.4	5.0	3.1	5.0	0.0	0.0	0.0	0.0	0.0	8.0	30%
8/13/2004	5	1,094	9.0	9.5	8.9	7.7	9.0	4.0	4.2	4.0	2.4	4.0	0.0	0.0	0.0	0.0	0.0	6.0	44%
8/14/2004	6	797	7.0	7.2	6.8	4.9	7.0	2.0	2.1	1.9	0.0	2.0	0.0	0.0	0.0	0.0	0.0	3.0	32%
8/15/2004	7	1,366	1.0	1.1	1.0	0.0	1.0	0.0	0.0	0.0	0.0	0.0	0.0	0.0	0.0	0.0	0.0	7.0	32%
8/16/2004	1	1,256	1.0	1.1	1.0	0.0	1.0	0.0	0.0	0.0	0.0	0.0	0.0	0.0	0.0	0.0	0.0	5.0	32%
8/17/2004	2	1,258	0.0	0.0	0.0	0.0	0.0	0.0	0.0	0.0	0.0	0.0	0.0	0.0	0.0	0.0	0.0	7.0	23%
8/18/2004	3	1,089	6.0	7.1	6.8	5.2	6.0	1.0	1.2	1.1	0.0	1.0	0.0	0.0	0.0	0.0	0.0	18.0	45%
8/19/2004	4	1,290	8.0	9.0	8.5	6.6	8.0	3.0	3.4	3.2	1.0	3.0	0.0	0.0	0.0	0.0	0.0	13.0	28%
8/20/2004	5	1,341	17.0	18.7	17.4	16.0	21.4	12.0	13.2	12.3	10.5	16.4	7.0	7.7	7.2	5.0	11.4	10.0	19%
8/21/2004	6	762	13.0	14.2	13.2	11.8	13.0	8.0	8.7	8.1	6.3	8.0	3.0	3.3	3.0	0.9	3.0	9.0	28%
8/22/2004	7	964	12.0	13.2	12.3	12.0	12.0	7.0	7.7	7.2	6.5	7.0	2.0	2.2	2.1	1.0	2.0	10.0	64%
8/23/2004	1	1,150	14.0	15.5	14.5	13.7	14.0	9.0	10.0	9.3	8.2	9.0	4.0	4.4	4.2	2.6	4.0	11.0	45%
8/24/2004	2	1,195	0.0	0.0	0.0	0.0	0.0	0.0	0.0	0.0	0.0	0.0	0.0	0.0	0.0	0.0	0.0	10.0	67%
8/25/2004	3	1,195	6.0	6.3	5.9	4.1	6.0	1.0	1.1	1.0	0.0	1.0	0.0	0.0	0.0	0.0	0.0	5.0	34%
8/26/2004	4	1,321	0.0	0.0	0.0	0.0	0.0	0.0	0.0	0.0	0.0	0.0	0.0	0.0	0.0	0.0	0.0	12.0	70%
8/27/2004	5	1,382	6.0	6.7	6.2	6.4	6.0	1.0	1.1	1.0	0.8	1.0	0.0	0.0	0.0	0.0	0.0	11.0	91%
8/28/2004	6	852	9.0	9.4	8.8	8.3	9.0	4.0	4.2	3.9	3.1	4.0	0.0	0.0	0.0	0.0	0.0	4.0	67%
8/29/2004	7	870	7.0	7.6	7.1	6.7	7.0	2.0	2.2	2.0	1.2	2.0	0.0	0.0	0.0	0.0	0.0	9.0	71%
8/30/2004	1	832	6.0	6.5	6.0	4.9	6.0	1.0	1.1	1.0	0.0	1.0	0.0	0.0	0.0	0.0	0.0	8.0	52%
8/31/2004	2	1,008	5.0	5.4	5.0	4.8	5.0	0.0	0.0	0.0	0.0	0.0	0.0	0.0	0.0	0.0	0.0	7.0	84%
9/1/2004	3	1,134	0.0	0.0	0.0	0.0	0.0	0.0	0.0	0.0	0.0	0.0	0.0	0.0	0.0	0.0	0.0	8.0	74%
9/2/2004	4	1,322	0.0	0.0	0.0	0.0	0.0	0.0	0.0	0.0	0.0	0.0	0.0	0.0	0.0	0.0	0.0	15.0	47%
9/3/2004	5	1,369	0.0	0.0	0.0	0.0	0.0	0.0	0.0	0.0	0.0	0.0	0.0	0.0	0.0	0.0	0.0	12.0	23%
9/4/2004	6	1,255	0.0	0.0	0.0	0.0	0.0	0.0	0.0	0.0	0.0	0.0	0.0	0.0	0.0	0.0	0.0	10.0	47%
9/5/2004	7	866	0.0	0.0	0.0	0.0	0.0	0.0	0.0	0.0	0.0	0.0	0.0	0.0	0.0	0.0	0.0	5.0	89%
9/6/2004	1	902	4.0	4.7	4.5	4.5	4.0	0.0	0.0	0.0	0.0	0.0	0.0	0.0	0.0	0.0	0.0	18.0	94%
9/7/2004	2	1,063	13.0	14.3	13.3	13.5	13.0	8.0	8.8	8.2	8.0	8.0	3.0	3.3	3.1	2.5	3.0	10.0	76%
9/8/2004	3	1,039	12.0	12.7	11.9	11.3	12.0	7.0	7.4	6.9	6.0	7.0	2.0	2.1	2.0	0.7	2.0	6.0	58%
9/9/2004	4	810	1.0	1.1	1.0	0.0	1.0	0.0	0.0	0.0	0.0	0.0	0.0	0.0	0.0	0.0	0.0	10.0	43%
9/10/2004	5	999	0.0	0.0	0.0	0.0	0.0	0.0	0.0	0.0	0.0	0.0	0.0	0.0	0.0	0.0	0.0	6.0	27%
9/11/2004	6	1,562	9.0	9.7	9.0	7.1	9.0	4.0	4.3	4.0	1.7	4.0	0.0	0.0	0.0	0.0	0.0	8.0	22%
9/12/2004	7	1,236	0.0	0.0	0.0	0.0	0.0	0.0	0.0	0.0	0.0	0.0	0.0	0.0	0.0	0.0	0.0	13.0	21%
9/13/2004	1	1,173	0.0	0.0	0.0	0.0	0.0	0.0	0.0	0.0	0.0	0.0	0.0	0.0	0.0	0.0	0.0	16.0	42%
9/14/2004	2	863	6.0	6.4	6.0	5.7	6.0	1.0	1.1	1.0	0.3	1.0	0.0	0.0	0.0	0.0	0.0	7.0	77%
9/15/2004	3	1,361	14.0	15.8	14.9	15.6	14.0	9.0	10.2	9.6	9.9	9.0	4.0	4.5	4.3	4.3	4.0	13.0	92%
9/16/2004	4	1,053	9.0	9.8	9.1	7.4	9.0	4.0	4.4	4.1	2.0	4.0	0.0	0.0	0.0	0.0	0.0	9.0	28%
9/17/2004	5	1,067	2.0	2.1	2.0	0.0	2.0	0.0	0.0	0.0	0.0	0.0	0.0	0.0	0.0	0.0	0.0	7.0	26%
9/18/2004	6	1,328	2.0	2.2	2.1	0.0	2.0	0.0	0.0	0.0	0.0	0.0	0.0	0.0	0.0	0.0	0.0	12.0	33%
9/19/2004	7	1,115	0.0	0.0	0.0	0.0	0.0	0.0	0.0	0.0	0.0	0.0	0.0	0.0	0.0	0.0	0.0	17.0	20%
9/20/2004	1	1,244	0.0	0.0	0.0	0.0	0.0	0.0	0.0	0.0	0.0	0.0	0.0	0.0	0.0	0.0	0.0	18.0	84%
9/21/2004	2	1,982	7.0	7.6	7.0	7.5	7.0	2.0	2.2	2.0	2.1	2.0	0.0	0.0	0.0	0.0	0.0	8.0	99%
9/22/2004	3	1,496	8.0	8.5	7.9	8.1	8.0	3.0	3.2	3.0	2.8	3.0	0.0	0.0	0.0	0.0	0.0	6.0	90%
9/23/2004	4	927	0.0	0.0	0.0	0.0	0.0	0.0	0.0	0.0	0.0	0.0	0.0	0.0	0.0	0.0	0.0	7.0	79%
9/24/2004	5	1,161	9.0	10.0	9.3	9.1	9.0	4.0	4.4	4.2	3.5	4.0	0.0	0.0	0.0	0.0	0.0	11.0	72%
9/25/2004	6	969	6.0	6.4	6.0	3.8	6.0	1.0	1.1	1.0	0.0	1.0	0.0	0.0	0.0	0.0	0.0	7.0	20%
9/26/2004	7	802	0.0	0.0	0.0	0.0	0.0	0.0	0.0	0.0	0.0	0.0	0.0	0.0	0.0	0.0	0.0	9.0	20%
9/27/2004	1	1,334	12.0	13.3	12.5	10.8	12.0	7.0	7.8	7.3	5.3	7.0	2.0	2.2	2.1	0.0	2.0	11.0	25%

9/28/2004	2	1,354	17.0	17.7	16.6	15.4	18.4	12.0	12.5	11.7	10.2	13.4	7.0	7.3	6.8	5.0	8.4	4.0	31%
9/29/2004	3	1,161	12.0	13.1	12.2	10.4	12.0	7.0	7.6	7.1	5.0	7.0	2.0	2.2	2.0	0.0	2.0	9.0	20%
9/30/2004	4	1,134	8.0	8.6	8.0	6.7	8.0	3.0	3.2	3.0	1.3	3.0	0.0	0.0	0.0	0.0	0.0	8.0	41%
10/1/2004	5	2,461	21.0	23.9	22.6	22.1	27.8	16.0	18.2	17.2	16.4	22.8	11.0	12.5	11.8	10.7	17.8	14.0	44%
10/2/2004	6	2,625	21.0	23.5	22.1	20.9	27.1	16.0	17.9	16.8	15.3	22.1	11.0	12.3	11.6	9.7	17.1	12.0	22%
10/3/2004	7	3,185	23.0	26.2	24.7	24.5	30.3	18.0	20.5	19.4	18.8	25.3	13.0	14.8	14.0	13.1	20.3	14.0	47%
10/4/2004	1	3,370	30.0	32.7	30.4	30.0	37.1	25.0	27.3	25.3	24.6	32.1	20.0	21.8	20.3	19.1	27.1	9.0	20%
10/5/2004	2	1,851	13.0	14.0	13.0	11.4	13.0	8.0	8.6	8.0	6.0	8.0	3.0	3.2	3.0	0.6	3.0	8.0	20%
10/6/2004	3	1,324	3.0	3.2	3.0	0.8	3.0	0.0	0.0	0.0	0.0	0.0	0.0	0.0	0.0	0.0	0.0	8.0	27%
10/7/2004	4	1,867	6.0	6.6	6.2	5.6	6.0	1.0	1.1	1.0	0.1	1.0	0.0	0.0	0.0	0.0	0.0	10.0	71%
10/8/2004	5	2,252	11.0	12.5	11.8	10.8	11.0	6.0	6.8	6.5	5.1	6.0	1.0	1.1	1.1	0.0	1.0	14.0	48%
10/9/2004	6	1,674	15.0	15.9	14.8	13.5	15.0	10.0	10.6	9.9	8.2	10.0	5.0	5.3	4.9	2.9	5.0	6.0	27%
10/10/2004	7	1,529	7.0	7.8	7.4	5.2	7.0	2.0	2.2	2.1	0.0	2.0	0.0	0.0	0.0	0.0	0.0	12.0	20%
10/11/2004	1	1,474	3.0	3.2	2.9	0.9	3.0	0.0	0.0	0.0	0.0	0.0	0.0	0.0	0.0	0.0	0.0	5.0	33%
10/12/2004	2	1,275	7.0	7.5	7.0	5.7	7.0	2.0	2.1	2.0	0.3	2.0	0.0	0.0	0.0	0.0	0.0	7.0	45%
10/13/2004	3	2,895	24.0	27.1	25.5	26.3	31.2	19.0	21.5	20.2	20.7	26.2	14.0	15.8	14.9	15.0	21.2	13.0	76%
10/14/2004	4	2,528	30.0	31.8	29.6	30.1	35.2	25.0	26.5	24.7	24.8	30.2	20.0	21.2	19.8	19.5	25.2	6.0	50%
10/15/2004	5	3,341	28.0	31.6	29.8	31.6	36.3	23.0	26.0	24.4	26.0	31.3	18.0	20.3	19.1	20.3	26.3	13.0	100%
10/16/2004	6	3,514	33.0	38.9	37.1	38.8	44.4	28.0	33.0	31.5	32.9	39.4	23.0	27.1	25.9	27.0	34.4	18.0	95%
10/17/2004	7	3,381	33.0	35.0	32.6	34.6	38.8	28.0	29.7	27.7	29.3	33.8	23.0	24.4	22.7	24.0	28.8	6.0	88%
10/18/2004	1	3,045	28.0	31.4	29.4	30.3	35.9	23.0	25.8	24.2	24.7	30.9	18.0	20.2	18.9	19.1	25.9	12.0	68%
10/19/2004	2	2,896	22.0	24.6	23.1	24.4	28.4	17.0	19.0	17.9	18.8	23.4	12.0	13.4	12.6	13.2	18.4	12.0	92%
10/20/2004	3	2,415	24.0	25.4	23.7	23.7	28.1	19.0	20.1	18.8	18.4	23.1	14.0	14.8	13.8	13.1	18.1	6.0	49%
10/21/2004	4	2,258	18.0	20.5	19.4	20.2	23.9	13.0	14.8	14.0	14.5	18.9	8.0	9.1	8.6	8.8	13.9	14.0	89%
10/22/2004	5	1,895	15.0	16.4	15.2	16.4	15.0	10.0	10.9	10.1	10.9	10.0	5.0	5.5	5.1	5.5	5.0	9.0	100%
10/23/2004	6	2,378	17.0	19.2	18.1	19.2	22.4	12.0	13.6	12.8	13.6	17.4	7.0	7.9	7.4	7.9	12.4	13.0	100%
10/24/2004	7	2,686	22.0	23.3	21.7	23.2	25.7	17.0	18.0	16.8	17.9	20.7	12.0	12.7	11.9	12.6	15.7	6.0	97%
10/25/2004	1	2,555	22.0	23.8	22.0	22.1	26.8	17.0	18.4	17.0	16.7	21.8	12.0	13.0	12.0	11.3	16.8	8.0	51%
10/26/2004	2	3,024	20.0	21.4	19.9	19.5	23.8	15.0	16.1	14.9	14.2	18.8	10.0	10.7	9.9	8.8	13.8	7.0	43%
10/27/2004	3	2,974	24.0	26.4	24.6	25.4	30.1	19.0	20.9	19.5	19.9	25.1	14.0	15.4	14.4	14.4	20.1	10.0	70%
10/28/2004	4	2,286	16.0	17.6	16.4	17.6	20.2	11.0	12.1	11.3	12.1	15.2	6.0	6.6	6.2	6.6	10.2	10.0	100%
10/29/2004	5	2,010	14.0	15.3	14.2	15.3	14.0	9.0	9.8	9.1	9.8	9.0	4.0	4.4	4.1	4.4	4.0	9.0	100%
10/30/2004	6	3,389	19.0	21.7	20.4	21.7	25.2	14.0	16.0	15.1	16.0	20.2	9.0	10.3	9.7	10.3	15.2	14.0	100%
10/31/2004	7	3,650	25.0	26.5	24.7	25.9	29.2	20.0	21.2	19.8	20.6	24.2	15.0	15.9	14.8	15.3	19.2	6.0	83%
11/1/2004	1	2,992	27.0	28.1	26.3	27.8	30.0	22.0	22.9	21.5	22.6	25.0	17.0	17.7	16.6	17.4	20.0	4.0	93%
11/2/2004	2	3,514	26.0	27.6	25.7	25.9	30.4	21.0	22.3	20.7	20.6	25.4	16.0	17.0	15.8	15.3	20.4	6.0	50%
11/3/2004	3	3,222	19.0	21.3	20.0	18.7	24.6	14.0	15.7	14.7	13.1	19.6	9.0	10.1	9.5	7.5	14.6	12.0	24%
11/4/2004	4	3,832	26.0	29.6	28.0	27.3	34.1	21.0	23.9	22.6	21.6	29.1	16.0	18.2	17.2	15.9	24.1	14.0	30%
11/5/2004	5	2,758	19.0	20.9	19.5	18.6	23.9	14.0	15.4	14.4	13.1	18.9	9.0	9.9	9.2	7.6	13.9	10.0	32%
11/6/2004	6	2,614	22.0	24.0	22.3	21.7	27.2	17.0	18.5	17.2	16.2	22.2	12.0	13.1	12.2	10.8	17.2	9.0	31%
11/7/2004	7	3,778	32.0	36.2	34.0	33.5	41.4	27.0	30.5	28.7	27.9	36.4	22.0	24.9	23.4	22.2	31.4	13.0	21%
11/8/2004	1	4,326	34.0	35.4	33.2	34.7	38.1	29.0	30.2	28.3	29.5	33.1	24.0	25.0	23.4	24.3	28.1	4.0	80%
11/9/2004	2	2,653	25.0	27.3	25.3	24.6	30.9	20.0	21.8	20.3	19.1	25.9	15.0	16.4	15.2	13.7	20.9	9.0	20%
11/10/2004	3	4,213	30.0	33.6	31.5	31.0	38.4	25.0	28.0	26.3	25.4	33.4	20.0	22.4	21.0	19.8	28.4	12.0	22%
11/11/2004	4	4,266	40.0	42.8	39.8	40.2	47.9	35.0	37.5	34.8	34.9	42.9	30.0	32.1	29.8	29.5	37.9	7.0	23%
11/12/2004	5	3,826	35.0	36.8	34.3	34.2	40.3	30.0	31.5	29.4	28.9	35.3	25.0	26.3	24.5	23.7	30.3	5.0	22%
11/13/2004	6	3,410	27.0	29.7	27.7	27.2	33.8	22.0	24.2	22.6	21.7	28.8	17.0	18.7	17.4	16.2	23.8	10.0	25%
11/14/2004	7	3,351	25.0	27.3	25.3	24.6	30.9	20.0	21.8	20.3	19.1	25.9	15.0	16.4	15.2	13.7	20.9	9.0	20%
11/15/2004	1	3,166	29.0	31.0	28.8	28.4	34.7	24.0	25.7	23.9	23.0	29.7	19.0	20.3	18.9	17.7	24.7	7.0	20%
11/16/2004	2	3,806	25.0	26.8	24.8	25.7	29.9	20.0	21.4	19.9	20.4	24.9	15.0	16.1	14.9	15.0	19.9	7.0	69%
11/17/2004	3	3,605	24.0	25.0	23.4	24.8	26.5	19.0	19.8	18.5	19.6	21.5	14.0	14.6	13.7	14.4	16.5	4.0	94%
11/18/2004	4	4,165	31.0	32.9	30.6	30.3	36.4	26.0	27.6	25.7	25.0	31.4	21.0	22.3	20.7	19.7	26.4	6.0	22%
11/19/2004	5	3,580	37.0	38.5	36.1	37.3	41.5	32.0	33.3	31.2	32.1	36.5	27.0	28.1	26.3	26.9	31.5	4.0	66%
11/20/2004	6	4,379	33.0	36.6	34.2	36.0	41.8	28.0	31.1	29.1	30.4	36.8	23.0	25.5	23.9	24.9	31.8	11.0	80%
11/21/2004	7	3,926	34.0	37.1	34.4	34.8	42.0	29.0	31.6	29.4	29.3	37.0	24.0	26.2	24.3	23.9	32.0	9.0	31%
11/22/2004	1	3,788	28.0	31.4	29.4	30.1	35.9	23.0	25.8	24.2	24.5	30.9	18.0	20.2	18.9	18.9	25.9	12.0	63%
11/23/2004	2	5,447	40.0	46.0	43.5	44.5	52.4	35.0	40.3	38.1	38.8	47.4	30.0	34.5	32.6	33.0	42.4	15.0	56%
11/24/2004	3	5,514	41.0	43.9	40.7	41.6	49.1	36.0	38.5	35.8	36.3	44.1	31.0	33.2	30.8	30.9	39.1	7.0	32%
11/25/2004	4	5,036	43.0	46.4	43.0	46.2	52.3	38.0	41.0	38.0	40.8	47.3	33.0	35.6	33.0	35.4	42.3	8.0	94%
11/26/2004	5	4,791	36.0	37.8	35.3	37.8	41.4	31.0	32.6	30.4	32.5	36.4	26.0	27.3	25.5	27.3	31.4	5.0	99%
11/27/2004	6	4,563	38.0	41.0	38.0	39.2	46.2	33.0	35.6	33.0	33.8	41.2	28.0	30.2	28.0	28.4	36.2	8.0	45%
11/28/2004	7	5,488	46.0	48.8	45.4	47.6	54.3	41.0	43.5	40.5	42.3	49.3	36.0	38.2	35.6	37.0	44.3	6.0	66%
11/29/2004	1	4,919	43.0	47.3	44.1	44.6	53.7	38.0	41.8	39.0	39.1	48.7	33.0	36.3	33.8	33.6	43.7	10.0	20%
11/30/2004	2	4,679	37.0	39.6	36.8	37.0	44.3	32.0	34.2	31.8	31.7	39.3	27.0	28.9	26.8	26.3	34.3	7.0	23%
12/1/2004	3	5,996	43.0	47.3	44.1	47.1	53.7	38.0	41.8	39.0	41.6	48.7	33.0	36.3	33.8	36.1	43.7	10.0	93%
12/2/2004	4	5,733	53.0	56.2	52.3	55.2	62.6	48.0	50.9	47.4	49.9	57.6	43.0	45.6	42.5	44.6	52.6	6.0	70%
12/3/2004	5	4,207	34.0	37.4	34.9	37.2	42.5	29.0	31.9	29.7	31.7	37.5	24.0	26.4	24.6	26.2	32.5	10.0	94%
12/4/2004	6	5,729	40.0	45.2	42.5	43.8	51.5	35.0	39.6	37.2	38.1	46.5	30.0	33.9	31.9	32.5	41.5	13.0	57%
12/5/2004	7	6,477	49.0	54.4	50.8	54.3	61.7	44.0	48.8	45.7	48.7	56.7	39.0	43.3	40.5	43.2	51.7	11.0	97%
12/6/2004	1	4,549	39.0	43.3	40.5	43.3	49.3	34.0	37.7	35.3	37.7	44.3	29.0	32.2	30.1	32.2	39.3	11.0	100%
12/7/2004	2	4,710	40.0	42.4	39.5	42.4	47.1	35.0	37.1	34.6	37.1	42.1	30.0	31.8	29.6	31.8	37.1	6.0	100%
12/8/2004	3	4,367	40.0	41.6	39.0	41.6	45.0	35.0	36.4	34.1	36.4	40.0	30.0	31.2	29.3	31.2	35.0	4.0	100%
12/9/2004	4	4,276	36.0	39.2	36.5	39.2	44.4	31.0	33.8	31.4	33.8	39.4	26.0	28.3	26.3	28.3	34.4	9.0	100%
12/10/2004	5	4,915	40.0	42.8	39.8	42.8	47.9	35.0	37.5	34.8	37.5	42.9	30.0	32.1	29.8	32.1	37.9	7.0	100%
12/11/2004	6	5,069	39.0	42.5	39.5	42.4	48.1	34.0	37.1	34.4	36.9	43.1	29.0	31.6	29.4	31.5	38.1	9.0	96%
12/12/2004	7	6,879	43.0	53.8	52.1	53.8	59.7	38.0	47.5	46.1	47.5	54.7	33.0	41.3	40.0	41.3	49.7	25.0	100%
12/13/2004	1	7,310	63.0	70.6	66.2	68.5	79.9	58.0	65.0	60.9	62.9	74.9	53.0	59.4	55.7	57.3	69.9	12.0	39%
12/14/2004	2	5,394	51.0	55.1	51.0	53.0	62.1	46.0	49.7	46.0	47.6	57.1	41.0	44.3	41.0	42.2	52.1	8.0	38%
12/15/2004	3	4,835	35.0	38.2	35.4	35.9	43.2	30.0	32.7	30.4	30.4	38.2	25.0	27.3	25.3	25.0	33.2	9.0	32%
12/16/2004	4	6,588	50.0	56.5	53.1	55.1	64.2	45.0	50.9	47.8	49.4	59.2	40.0	45.2	42.5	43.8	54.2	13.0	57%
12/17/2004	5	5,805	46.0	50.6	47.2	49.2	57.4	41.0	45.1	42.0	43.7	52.4	36.0	39.6	36.9	38.2	47.4	10.0	59%
12/18/2004	6	8,333	57.0	66.7	63.4	64.8	75.2	52.0	60.8	57.9	58.9	70.2	47.0	55.0	52.3	53.1	65.2	17.0	42%
12/19/2004	7	7,850	70.0	77.7	72.6	76.6	88.0	65.0	72.2	67.4	71.0	83.0	60.0	66.6	62.3	65.5	78.0	11.0	66%
12/20/2004	1	6,213	41.0	45.9	43.1	44.7	52.3	36.0	40.3	37.8	39.1	47.3	31.0	34.7	32.6	33.5	42.3	12.0	64%
12/21/2004	2	9,245	60.0	70.8	67.5	70.1	79.5	55.0	64.9	61.9	64.2	74.5	50.0	59.0	56.3	58.3	69.5	18.0	80%
12/22/2004	3	9,346	77.0	83.2	77.0	80.9	93.7	72.0	77.8	72.0	75.5	88.7	67.0	72.4	67.0	70.1	83.7	8.0	32%
12/23/2004	4	9,824	81.0	86.7	80.5	84.0	97.4	76.0	81.3	75.5	78.6	92.4	71.0	76.0	70.6	73.3	87.4	7.0	19%
12/24/2004	5	8,546	75.0	79.5	74.1	77.0	88.8	70.0	74.2	69.1	71.7	83.8	65.0	68.9	64.2	66.4	78.8	6.0	26%
12/25/2004	6	7,790	62.0	65.7	61.2	63.9	73.3	57.0	60.4	56.3	58.6	68.3	52.0	55.1	51.4	53.3	63.3	6.0	46%
12/26/2004	7	7,096	64.0	67.8	63.2	65.7	75.7	59.0	62.5	58.3	60.4	70.7	54.0	57.2	53.3	55.1	65.7	6.0	36%
12/27/2004	1	5,785	50.0	53.0	49.4	53.0	59.0	45.0	47.7	44.4	47.7	54.0	40.0	42.4	39.5	42.4	49.0	6.0	100%
12/28/2004	2	5,481	44.0	47.5	44.0	47.5	53.5	39.0	42.1	39.0	42.1	48.5	34.0	36.7	34.0	36.7	43.5	8.0	100%
12/29/2004	3	5,537	42.0	45.4	42.0	45.4	51.1	37.0	40.0	37.0	40.0	46.1	32.0	34.6	32.0	34.6	41.1	8.0	100%
12/30/2004	4	4,923	37.0	39.6	36.8	39.6	44.3	32.0	34.2	31.8	34.2	39.3	27.0	28.9	26.8	28.9	34.3	7.0	100%
12/31/2004	5	6,636	45.0	48.6	45.0	48.2	54.8	40.0	43.2	40.0	42.8	49.8	35.0	37.8	35.0	37.4	44.8	8.0	89%
1/1/2005	6	6,298	54.0	58.9	54.7	57.9	66.6	49.0	53.4	49.6	52.5	61.6	44.0	48.0	44.6	47.0	56.6	9.0	72%
1/2/2005	7	7,953	59.0	64.9	60.5	62.8	73.5	54.0	59.4	55.4	57.3	68.5	49.0	53.9	50.2	51.8	63.5	10.0	37%
1/3/2005	1	7,561	71.0	73.1	68.8	70.6	71.0	66.0	68.0	63.9	65.5	66.0	61.0	62.8	59.1	60.3	61.0	3.0	25%
1/4/2005	2	8,772	73.0	78.8	73.0	76.8	88.9	68.0	73.4	68.0	71.4	83.9	63.0	68.0	63.0	66.0	78.9	8.0	39%
1/5/2005	3	9,290	78.0	78.8	74.6	77.2	78.0	73.0	73.7	69.8	72.2	73.0	68.0	68.7	65.0	67.1	68.0	1.0	53%
1/6/2005	4	7,721	73.0	77.4	72.1	74.7	86.4	68.0	72.1	67.2	69.4	81.4	63.0	66.8	62.2	64.1	76.4	6.0	20%
1/7/2005	5	7,135	61.0	65.3	60.6	63.9	73.2	56.0	59.9	55.7	58.6	68.2	51.0	54.6	50.7	53.2	63.2	7.0	59%
1/8/2005	6	6,639	60.0	63.0	58.9	61.8	69.6	55.0	57.8	54.0	56.6	64.6	50.0	52.5	49.1	51.3	59.6	5.0	65%
1/9/2005	7	8,046	57.0	61.6	57.0	60.9	69.4	52.0	56.2	52.0	55.5	64.4	47.0	50.8	47.0	50.1	59.4	8.0	80%
1/10/2005	1	8,343	67.0	69.7	65.3	67.1	76.2	62.0	64.5	60.5	61.9	71.2	57.0	59.3	55.6	56.7	66.2	4.0	22%
1/11/2005	2	6,808	61.0	62.8	59.1	60.7	61.0	56.0	57.7	54.3	55.5	56.0	51.0	52.5	49.4	50.4	51.0	3.0	35%
1/12/2005	3	6,503	47.0	51.7	48.2	51.7	58.6	42.0	46.2	43.1	46.2	53.6	37.0	40.7	37.9	40.7	48.6	10.0	100%
1/13/2005	4	8,272	70.0	82.6	78.8	80.5	92.5	65.0	76.7	73.1	74.6	87.5	60.0	70.8	67.5	68.7	82.5	18.0	36%
1/14/2005	5	8,376	79.0	87.7	82.0	85.4	99.2	74.0	82.1	76.8	79.9	94.2	69.0	76.6	71.6	74.3	89.2	11.0	32%
1/15/2005	6	8,273	77.0	83.9	78.0	81.6	94.8	72.0	78.5	72.9	76.2	89.8	67.0	73.0	67.8	70.7	84.8	9.0	31%
1/16/2005	7	9,292	81.0	84.2	79.0	81.7	92.4	76.0	79.0	74.1	76.5	87.4	71.0	73.8	69.2	71.3	82.4	4.0	23%
1/17/2005	1	9,269	86.0	89.4	83.9	86.8	98.1	81.0	84.2	79.0	81.6	93.1	76.0	79.0	74.1	76.4	88.1	4.0	22%

1/18/2005	2	7,673	53.0	63.1	60.3	63.0	70.8	48.0	57.1	54.6	57.0	65.8	43.0	51.2	48.9	51.1	60.8	19.0	97%
1/19/2005	3	8,241	58.0	64.4	60.2	63.9	73.0	53.0	58.8	55.0	58.3	68.0	48.0	53.3	49.8	52.8	63.0	11.0	85%
1/20/2005	4	7,588	53.0	56.7	52.7	56.7	63.6	48.0	51.4	47.7	51.4	58.6	43.0	46.0	42.7	46.0	53.6	7.0	100%
1/21/2005	5	7,322	54.0	59.4	55.4	59.4	67.3	49.0	53.9	50.2	53.9	62.3	44.0	48.4	45.1	48.4	57.3	10.0	100%
1/22/2005	6	7,257	64.0	70.4	65.6	68.8	79.7	59.0	64.9	60.5	63.3	74.7	54.0	59.4	55.4	57.8	69.7	10.0	52%
1/23/2005	7	6,088	54.0	59.4	55.4	57.2	67.3	49.0	53.9	50.2	51.7	62.3	44.0	48.4	45.1	46.2	57.3	10.0	33%
1/24/2005	1	5,260	43.0	45.6	42.5	44.8	50.7	38.0	40.3	37.5	39.5	45.7	33.0	35.0	32.6	34.2	40.7	6.0	77%
1/25/2005	2	5,692	44.0	49.7	46.8	49.6	56.6	39.0	44.1	41.4	43.9	51.6	34.0	38.4	36.1	38.3	46.6	13.0	95%
1/26/2005	3	7,051	59.0	62.0	57.9	60.5	68.5	54.0	56.7	53.0	55.2	63.5	49.0	51.5	48.1	50.0	58.5	5.0	56%
1/27/2005	4	6,518	56.0	61.6	57.4	60.9	69.8	51.0	56.1	52.3	55.4	64.8	46.0	50.6	47.2	49.9	59.8	10.0	78%
1/28/2005	5	5,484	41.0	46.3	43.6	46.2	52.8	36.0	40.7	38.3	40.6	47.8	31.0	35.0	32.9	34.9	42.8	13.0	97%
1/29/2005	6	4,801	38.0	38.0	36.1	38.0	38.0	33.0	33.0	31.4	33.0	33.0	28.0	28.0	26.6	28.0	28.0	0.0	100%
1/30/2005	7	4,659	35.0	36.4	34.1	36.4	39.2	30.0	31.2	29.3	31.2	34.2	25.0	26.0	24.4	26.0	29.2	4.0	100%
1/31/2005	1	5,347	34.0	35.7	33.4	35.7	39.1	29.0	30.5	28.5	30.5	34.1	24.0	25.2	23.6	25.2	29.1	5.0	100%
2/1/2005	2	4,930	32.0	35.5	33.2	35.4	40.5	27.0	30.0	28.0	29.8	35.5	22.0	24.4	22.8	24.3	30.5	11.0	96%
2/2/2005	3	4,294	29.0	31.6	29.4	30.4	35.8	24.0	26.2	24.3	24.9	30.8	19.0	20.7	19.2	19.5	25.8	9.0	63%
2/3/2005	4	3,577	29.0	31.0	28.8	28.6	34.7	24.0	25.7	23.9	23.2	29.7	19.0	20.3	18.9	17.9	24.7	7.0	27%
2/4/2005	5	3,434	28.0	29.7	27.7	27.2	32.8	23.0	24.4	22.7	21.9	27.8	18.0	19.1	17.8	16.6	22.8	6.0	26%
2/5/2005	6	4,411	33.0	37.3	35.1	35.3	42.6	28.0	31.6	29.8	29.6	37.6	23.0	26.0	24.4	24.0	32.6	13.0	39%
2/6/2005	7	6,973	58.0	66.1	62.4	65.6	74.9	53.0	60.4	57.0	59.9	69.9	48.0	54.7	51.6	54.2	64.9	14.0	83%
2/7/2005	1	7,971	64.0	69.1	64.0	68.8	77.9	59.0	63.7	59.0	63.4	72.9	54.0	58.3	54.0	58.0	67.9	8.0	91%
2/8/2005	2	7,208	61.0	62.8	59.1	60.2	61.0	56.0	57.7	54.3	55.1	56.0	51.0	52.5	49.4	49.9	51.0	3.0	22%
2/9/2005	3	7,001	55.0	55.6	52.6	54.4	55.0	50.0	50.5	47.8	49.3	50.0	45.0	45.5	43.0	44.3	45.0	1.0	64%
2/10/2005	4	5,922	52.0	55.6	51.7	53.8	62.4	47.0	50.3	46.7	48.5	57.4	42.0	44.9	41.7	43.1	52.4	7.0	46%
2/11/2005	5	4,176	32.0	34.9	32.4	32.6	39.5	27.0	29.4	27.3	27.2	34.5	22.0	24.0	22.3	21.7	29.5	9.0	32%
2/12/2005	6	3,793	35.0	36.1	33.9	33.8	35.0	30.0	30.9	29.1	28.6	30.0	25.0	25.8	24.2	23.5	25.0	3.0	31%
2/13/2005	7	4,028	32.0	35.2	32.8	33.7	40.0	27.0	29.7	27.7	28.2	35.0	22.0	24.2	22.6	22.7	30.0	10.0	55%
2/14/2005	1	4,817	36.0	41.4	39.2	40.9	47.3	31.0	35.7	33.7	35.2	42.3	26.0	29.9	28.3	29.4	37.3	15.0	86%
2/15/2005	2	5,483	49.0	52.4	48.7	50.6	58.8	44.0	47.1	43.7	45.2	53.8	39.0	41.7	38.8	39.9	48.8	7.0	45%
2/16/2005	3	7,169	56.0	63.3	59.5	62.7	71.8	51.0	57.6	54.2	57.1	66.8	46.0	52.0	48.9	51.4	61.8	13.0	83%
2/17/2005	4	7,716	65.0	69.6	64.6	66.9	78.1	60.0	64.2	59.6	61.5	73.1	55.0	58.9	54.7	56.2	68.1	7.0	20%
2/18/2005	5	7,591	63.0	68.0	63.0	66.6	76.7	58.0	62.6	58.0	61.2	71.7	53.0	57.2	53.0	55.8	66.7	8.0	57%
2/19/2005	6	6,704	63.0	66.8	62.2	64.5	74.5	58.0	61.5	57.3	59.2	69.5	53.0	56.2	52.3	53.9	64.5	6.0	31%
2/20/2005	7	7,175	53.0	57.2	53.0	57.1	64.5	48.0	51.8	48.0	51.7	59.5	43.0	46.4	43.0	46.3	54.5	8.0	96%
2/21/2005	1	6,743	55.0	57.8	54.0	56.1	63.8	50.0	52.5	49.1	50.8	58.8	45.0	47.3	44.2	45.6	53.8	5.0	49%
2/22/2005	2	7,078	53.0	55.7	52.0	54.1	61.4	48.0	50.4	47.1	48.9	56.4	43.0	45.2	42.2	43.6	51.4	5.0	54%
2/23/2005	3	6,073	56.0	56.6	53.6	55.3	56.0	51.0	51.5	48.8	50.2	51.0	46.0	46.5	44.0	45.2	46.0	1.0	61%
2/24/2005	4	4,941	46.0	46.9	44.3	46.3	46.0	41.0	41.8	39.5	41.2	41.0	36.0	36.7	34.7	36.1	36.0	2.0	81%
2/25/2005	5	5,289	49.0	51.5	48.1	50.8	56.7	44.0	46.2	43.2	45.5	51.7	39.0	41.0	38.3	40.3	46.7	5.0	79%
2/26/2005	6	6,063	51.0	56.6	52.9	55.3	64.2	46.0	51.1	47.7	49.7	59.2	41.0	45.5	42.5	44.2	54.2	11.0	60%
2/27/2005	7	6,389	44.0	47.1	43.7	47.1	52.8	39.0	41.7	38.8	41.7	47.8	34.0	36.4	33.8	36.4	42.8	7.0	100%
2/28/2005	1	7,004	52.0	58.2	54.6	57.7	66.1	47.0	52.6	49.4	52.1	61.1	42.0	47.0	44.1	46.5	56.1	12.0	85%
3/1/2005	2	7,321	54.0	55.1	52.0	53.8	54.0	49.0	50.0	47.2	48.7	49.0	44.0	44.9	42.4	43.6	44.0	2.0	63%
3/2/2005	3	7,222	59.0	60.2	56.8	57.5	59.0	54.0	55.1	52.0	52.4	54.0	49.0	50.0	47.2	47.3	49.0	2.0	21%
3/3/2005	4	5,414	50.0	52.5	49.1	50.2	57.9	45.0	47.3	44.2	44.9	52.9	40.0	42.0	39.3	39.7	47.9	5.0	30%
3/4/2005	5	4,851	33.0	36.3	33.8	35.8	41.3	28.0	30.8	28.7	30.3	36.3	23.0	25.3	23.6	24.8	31.3	10.0	84%
3/5/2005	6	4,212	27.0	30.0	28.0	28.8	34.3	22.0	24.4	22.8	23.2	29.3	17.0	18.9	17.6	17.7	24.3	11.0	64%
3/6/2005	7	4,729	26.0	29.1	27.3	27.4	33.4	21.0	23.5	22.1	21.8	28.4	16.0	17.9	16.8	16.2	23.4	12.0	47%
3/7/2005	1	6,896	53.0	59.9	56.3	58.8	68.0	48.0	54.2	51.0	53.1	63.0	43.0	48.6	45.7	47.5	58.0	13.0	66%
3/8/2005	2	7,245	57.0	61.0	56.6	58.3	68.4	52.0	55.6	51.7	53.0	63.4	47.0	50.3	46.7	47.6	58.4	7.0	20%
3/9/2005	3	5,278	51.0	53.0	49.7	52.0	57.7	46.0	47.8	44.9	46.8	52.7	41.0	42.6	40.0	41.6	47.7	4.0	70%
3/10/2005	4	5,803	36.0	41.4	39.2	41.4	47.3	31.0	35.7	33.7	35.7	42.3	26.0	29.9	28.3	29.9	37.3	15.0	100%
3/11/2005	5	6,880	54.0	61.6	58.1	60.5	69.8	49.0	55.9	52.7	54.8	64.8	44.0	50.2	47.3	49.1	59.8	14.0	68%
3/12/2005	6	6,405	59.0	64.9	60.5	63.2	73.5	54.0	59.4	55.4	57.7	68.5	49.0	53.9	50.2	52.2	63.5	10.0	50%
3/13/2005	7	6,293	54.0	58.9	54.7	57.1	66.6	49.0	53.4	49.6	51.7	61.6	44.0	48.0	44.6	46.2	56.6	9.0	48%
3/14/2005	1	6,040	54.0	56.2	52.7	54.6	61.2	49.0	51.0	47.8	49.4	56.2	44.0	45.8	42.9	44.2	51.2	4.0	52%
3/15/2005	2	4,851	51.0	53.6	50.0	52.5	59.1	46.0	48.3	45.1	47.3	54.1	41.0	43.1	40.2	42.0	49.1	5.0	69%
3/16/2005	3	5,255	44.0	45.8	42.9	45.6	49.6	39.0	40.6	38.0	40.4	44.6	34.0	35.4	33.2	35.2	39.6	4.0	95%
3/17/2005	4	4,861	49.0	51.0	47.8	48.9	55.4	44.0	45.8	42.9	43.7	50.4	39.0	40.6	38.0	38.5	45.4	4.0	38%
3/18/2005	5	4,561	44.0	47.1	43.7	44.5	52.8	39.0	41.7	38.8	39.1	47.8	34.0	36.4	33.8	33.8	42.8	7.0	22%
3/19/2005	6	5,075	43.0	43.4	41.1	41.2	43.0	38.0	38.4	36.3	36.1	38.0	33.0	33.3	31.6	31.1	33.0	1.0	33%
3/20/2005	7	4,082	42.0	43.3	40.7	40.6	42.0	37.0	38.1	35.8	35.4	37.0	32.0	33.0	31.0	30.3	32.0	3.0	20%
3/21/2005	1	4,270	38.0	39.5	37.1	37.4	42.7	33.0	34.3	32.2	32.2	37.7	28.0	29.1	27.3	27.0	32.7	4.0	37%
3/22/2005	2	3,515	35.0	36.4	34.1	34.8	39.2	30.0	31.2	29.3	29.6	34.2	25.0	26.0	24.4	24.4	29.2	4.0	52%
3/23/2005	3	3,595	28.0	29.1	27.3	28.4	31.1	23.0	23.9	22.4	23.2	26.1	18.0	18.7	17.6	18.0	21.1	4.0	77%
3/24/2005	4	4,195	37.0	40.3	37.5	38.9	45.7	32.0	34.9	32.4	33.5	40.7	27.0	29.4	27.3	28.0	35.7	9.0	58%
3/25/2005	5	3,958	40.0	41.6	39.0	38.9	45.0	35.0	36.4	34.1	33.7	40.0	30.0	31.2	29.3	28.5	35.0	4.0	20%
3/26/2005	6	3,476	36.0	38.2	35.6	35.5	42.3	31.0	32.9	30.6	30.2	37.3	26.0	27.6	25.7	24.9	32.3	6.0	19%
3/27/2005	7	3,283	25.0	27.0	25.0	24.4	30.4	20.0	21.6	20.0	19.0	25.4	15.0	16.2	15.0	13.6	20.4	8.0	22%
3/28/2005	1	3,494	25.0	26.3	24.5	24.5	28.5	20.0	21.0	19.6	19.3	23.5	15.0	15.8	14.7	14.0	18.5	5.0	48%
3/29/2005	2	2,624	12.0	13.4	12.6	11.3	12.0	7.0	7.8	7.4	5.7	7.0	2.0	2.2	2.1	0.1	2.0	12.0	35%
3/30/2005	3	3,602	26.0	28.1	26.0	26.8	31.6	21.0	22.7	21.0	21.4	26.6	16.0	17.3	16.0	16.0	21.6	8.0	63%
3/31/2005	4	2,818	23.0	26.5	25.0	24.2	30.6	18.0	20.7	19.6	18.4	25.6	13.0	15.0	14.1	12.7	20.6	15.0	31%
4/1/2005	5	2,961	27.0	29.7	27.7	27.3	33.8	22.0	24.2	22.6	21.8	28.8	17.0	18.7	17.4	16.3	23.8	10.0	28%
4/2/2005	6	2,873	24.0	26.2	24.3	24.1	29.7	19.0	20.7	19.2	18.7	24.7	14.0	15.3	14.2	13.2	19.7	9.0	39%
4/3/2005	7	2,393	22.0	23.3	21.7	21.2	25.7	17.0	18.0	16.8	15.9	20.7	12.0	12.7	11.9	10.6	15.7	6.0	36%
4/4/2005	1	1,930	9.0	10.3	9.7	8.4	9.0	4.0	4.6	4.3	2.7	4.0	0.0	0.0	0.0	0.0	0.0	14.0	44%
4/5/2005	2	1,860	12.0	13.2	12.3	10.9	12.0	7.0	7.7	7.2	5.4	7.0	2.0	2.2	2.1	0.0	2.0	10.0	31%
4/6/2005	3	2,233	13.0	14.2	13.2	12.4	13.0	8.0	8.7	8.1	6.9	8.0	3.0	3.3	3.0	1.5	3.0	9.0	46%
4/7/2005	4	1,803	18.0	18.7	17.6	16.2	19.6	13.0	13.5	12.7	11.0	14.6	8.0	8.3	7.8	5.8	9.6	4.0	23%
4/8/2005	5	1,767	13.0	14.6	13.7	12.0	13.0	8.0	9.0	8.4	6.4	8.0	3.0	3.4	3.2	0.8	3.0	12.0	24%
4/9/2005	6	1,843	5.0	5.8	5.4	3.4	5.0	0.0	0.0	0.0	0.0	0.0	0.0	0.0	0.0	0.0	0.0	15.0	29%
4/10/2005	7	2,670	11.0	12.1	11.3	10.7	11.0	6.0	6.6	6.2	5.2	6.0	1.0	1.1	1.0	0.0	1.0	10.0	57%
4/11/2005	1	3,057	14.0	15.5	14.5	14.6	14.0	9.0	10.0	9.3	9.0	9.0	4.0	4.4	4.2	3.5	4.0	11.0	71%
4/12/2005	2	3,213	15.0	16.1	14.9	14.8	15.0	10.0	10.7	9.9	9.4	10.0	5.0	5.4	5.0	4.1	5.0	7.0	61%
4/13/2005	3	2,464	19.0	20.1	18.8	17.5	22.1	14.0	14.8	13.8	12.2	17.1	9.0	9.5	8.9	6.9	12.1	6.0	20%
4/14/2005	4	2,269	15.0	16.7	15.6	14.0	15.0	10.0	11.1	10.4	8.4	10.0	5.0	5.6	5.2	2.9	5.0	11.0	20%
4/15/2005	5	3,013	17.0	18.0	16.8	16.1	19.7	12.0	12.7	11.9	10.8	14.7	7.0	7.4	6.9	5.5	9.7	6.0	41%
4/16/2005	6	2,349	17.0	18.2	16.9	15.6	20.2	12.0	12.8	11.9	10.2	15.2	7.0	7.5	7.0	4.9	10.2	7.0	22%
4/17/2005	7	2,015	14.0	15.4	14.4	12.9	14.0	9.0	9.9	9.2	7.4	9.0	4.0	4.4	4.1	1.9	4.0	10.0	24%
4/18/2005	1	2,112	0.0	0.0	0.0	0.0	0.0	0.0	0.0	0.0	0.0	0.0	0.0	0.0	0.0	0.0	0.0	13.0	20%
4/19/2005	2	2,373	10.0	10.9	10.1	10.0	10.0	5.0	5.5	5.1	4.6	5.0	0.0	0.0	0.0	0.0	0.0	9.0	74%
4/20/2005	3	2,299	18.0	19.4	18.0	17.0	21.9	13.0	14.0	13.0	11.6	16.9	8.0	8.6	8.0	6.2	11.9	8.0	26%
4/21/2005	4	2,366	16.0	17.1	15.9	14.4	19.0	11.0	11.8	10.9	9.1	14.0	6.0	6.4	6.0	3.7	9.0	7.0	19%
4/22/2005	5	3,673	25.0	29.0	27.5	27.4	33.5	20.0	23.2	22.0	21.6	28.5	15.0	17.4	16.5	15.8	23.5	16.0	51%
4/23/2005	6	3,358	30.0	33.0	30.8	30.3	37.6	25.0	27.5	25.6	24.8	32.6	20.0	22.0	20.5	19.3	27.6	10.0	20%
4/24/2005	7	2,911	24.0	25.4	23.7	23.1	28.1	19.0	20.1	18.8	17.8	23.1	14.0	14.8	13.8	12.5	18.1	6.0	30%
4/25/2005	1	3,944	24.0	27.4	25.8	27.3	31.6	19.0	21.7	20.4	21.6	26.6	14.0	16.0	15.1	15.9	21.6	14.0	99%
4/26/2005	2	4,287	27.0	31.1	29.4	31.0	35.7	22.0	25.3	23.9	25.2	30.7	17.0	19.6	18.5	19.5	25.7	15.0	98%
4/27/2005	3	4,372	31.0	35.3	33.3	35.1	40.5	26.0	29.6	28.0	29.4	35.5	21.0	23.9	22.6	23.7	30.5	14.0	94%
4/28/2005	4	3,679	31.0	33.8	31.4	33.7	38.3	26.0	28.3	26.3	28.2	33.3	21.0	22.9	21.3	22.8	28.3	9.0	96%
4/29/2005	5	3,194	31.0	33.5	31.0	32.6	37.7	26.0	28.1	26.0	27.2	32.7	21.0	22.7	21.0	21.8	27.7	8.0	75%
4/30/2005	6	3,361	30.0	32.7	30.4	32.5	37.1	25.0	27.3	25.3	27.1	32.1	20.0	21.8	20.3	21.6	27.1	9.0	94%
5/1/2005	7	4,028	33.0	38.3	36.3	38.0	43.8	28.0	32.5	30.8	32.2	38.8	23.0	26.7	25.3	26.4	33.8	16.0	92%
5/2/2005	1	3,490	31.0	35.3	33.3	33.9	40.5	26.0	29.6	28.0	28.2	35.5	21.0	23.9	22.6	22.5	30.5	14.0	56%
5/3/2005	2	2,685	25.0	27.0	25.0	24.3	30.4	20.0	21.6	20.0	18.9	25.4	15.0	16.2	15.0	13.5	20.4	8.0	20%
5/4/2005	3	1,767	18.0	19.4	18.0	16.7	21.9	13.0	14.0	13.0	11.3	16.9	8.0	8.6	8.0	5.9	11.9	8.0	19%
5/5/2005	4	1,406	7.0	7.7	7.2	5.3	7.0	2.0	2.2	2.1	0.0	2.0	0.0	0.0	0.0	0.0	0.0	10.0	29%
5/6/2005	5	1,099	10.0	10.7	9.9	8.1	10.0	5.0	5.4	5.0	2.8	5.0	0.0	0.0	0.0	0.0	0.0	7.0	22%
5/7/2005	6	1,209	4.0	4.6	4.4	3.1	4.0	0.0	0.0	0.0	0.0	0.0	0.0	0.0	0.0	0.0	0.0	16.0	54%
5/8/2005	7	1,035	0.0	0.0	0.0	0.0	0.0	0.0	0.0	0.0	0.0	0.0	0.0	0.0	0.0	0.0	0.0	12.0	31%
5/9/2005	1	1,129	3.0	3.2	3.0	2.8	3.0	0.0	0.0	0.0	0.0	0.0	0.0	0.0	0.0	0.0	0.0	7.0	89%

5/10/2005	2	2,436	16.0	17.6	16.4	17.6	20.2	11.0	12.1	11.3	12.1	15.2	6.0	6.6	6.2	6.6	10.2	10.0	100%
5/11/2005	3	3,251	24.0	27.4	25.8	25.7	31.6	19.0	21.7	20.4	20.0	26.6	14.0	16.0	15.1	14.3	21.6	14.0	51%
5/12/2005	4	3,257	25.0	29.0	27.5	27.8	33.5	20.0	23.2	22.0	22.0	28.5	15.0	17.4	16.5	16.2	23.5	16.0	65%
5/13/2005	5	2,237	24.0	25.4	23.7	25.4	28.1	19.0	20.1	18.8	20.1	23.1	14.0	14.8	13.8	14.8	18.1	6.0	100%
5/14/2005	6	2,489	22.0	24.9	23.4	24.9	28.7	17.0	19.2	18.1	19.2	23.7	12.0	13.6	12.8	13.6	18.7	13.0	100%
5/15/2005	7	1,980	22.0	23.8	22.0	22.7	26.8	17.0	18.4	17.0	17.3	21.8	12.0	13.0	12.0	11.9	16.8	8.0	69%
5/16/2005	1	1,341	15.0	16.5	15.4	14.1	15.0	10.0	11.0	10.3	8.6	10.0	5.0	5.5	5.1	3.1	5.0	10.0	27%
5/17/2005	2	1,036	8.0	9.3	8.8	7.2	8.0	3.0	3.5	3.3	1.4	3.0	0.0	0.0	0.0	0.0	0.0	16.0	38%
5/18/2005	3	1,667	10.0	11.5	10.9	11.3	10.0	5.0	5.8	5.4	5.6	5.0	0.0	0.0	0.0	0.0	0.0	15.0	94%
5/19/2005	4	1,831	6.0	6.4	6.0	6.0	6.0	1.0	1.1	1.0	0.6	1.0	0.0	0.0	0.0	0.0	0.0	7.0	86%
5/20/2005	5	1,501	2.0	2.2	2.0	0.7	2.0	0.0	0.0	0.0	0.0	0.0	0.0	0.0	0.0	0.0	0.0	9.0	57%
5/21/2005	6	1,545	1.0	1.1	1.0	0.0	1.0	0.0	0.0	0.0	0.0	0.0	0.0	0.0	0.0	0.0	0.0	11.0	62%
5/22/2005	7	1,161	7.0	8.5	8.1	7.8	7.0	2.0	2.4	2.3	1.7	2.0	0.0	0.0	0.0	0.0	0.0	21.0	79%
5/23/2005	1	745	5.0	5.3	4.9	3.1	5.0	0.0	0.0	0.0	0.0	0.0	0.0	0.0	0.0	0.0	0.0	6.0	34%
5/24/2005	2	924	6.0	6.2	5.9	4.6	6.0	1.0	1.0	1.0	0.0	1.0	0.0	0.0	0.0	0.0	0.0	4.0	51%
5/25/2005	3	1,539	11.0	11.8	10.9	11.7	11.0	6.0	6.4	6.0	6.4	6.0	1.0	1.1	1.0	1.0	1.0	7.0	99%
5/26/2005	4	1,641	14.0	16.0	15.1	15.2	14.0	9.0	10.3	9.7	9.5	9.0	4.0	4.6	4.3	3.8	4.0	14.0	77%
5/27/2005	5	1,661	16.0	17.4	16.2	17.4	19.8	11.0	12.0	11.1	12.0	14.8	6.0	6.5	6.1	6.5	9.8	9.0	99%
5/28/2005	6	1,293	15.0	15.8	14.7	15.4	15.0	10.0	10.5	9.8	10.1	10.0	5.0	5.3	4.9	4.9	5.0	5.0	88%
5/29/2005	7	808	10.0	10.6	9.9	9.5	10.0	5.0	5.3	4.9	4.2	5.0	0.0	0.0	0.0	0.0	0.0	6.0	66%
5/30/2005	1	776	3.0	3.2	3.0	1.5	3.0	0.0	0.0	0.0	0.0	0.0	0.0	0.0	0.0	0.0	0.0	6.0	51%
5/31/2005	2	904	3.0	3.2	3.0	0.9	3.0	0.0	0.0	0.0	0.0	0.0	0.0	0.0	0.0	0.0	0.0	7.0	31%
6/1/2005	3	1,147	0.0	0.0	0.0	0.0	0.0	0.0	0.0	0.0	0.0	0.0	0.0	0.0	0.0	0.0	0.0	13.0	49%
6/2/2005	4	798	0.0	0.0	0.0	0.0	0.0	0.0	0.0	0.0	0.0	0.0	0.0	0.0	0.0	0.0	0.0	11.0	32%
6/3/2005	5	781	0.0	0.0	0.0	0.0	0.0	0.0	0.0	0.0	0.0	0.0	0.0	0.0	0.0	0.0	0.0	9.0	32%
6/4/2005	6	910	1.0	1.1	1.0	0.9	1.0	0.0	0.0	0.0	0.0	0.0	0.0	0.0	0.0	0.0	0.0	7.0	94%
6/5/2005	7	866	5.0	5.5	5.1	5.5	5.0	0.0	0.0	0.0	0.0	0.0	0.0	0.0	0.0	0.0	0.0	10.0	100%
6/6/2005	1	912	5.0	5.6	5.2	4.2	5.0	0.0	0.0	0.0	0.0	0.0	0.0	0.0	0.0	0.0	0.0	11.0	58%
6/7/2005	2	1,891	5.0	5.5	5.1	4.8	5.0	0.0	0.0	0.0	0.0	0.0	0.0	0.0	0.0	0.0	0.0	10.0	79%
6/8/2005	3	1,544	1.0	1.1	1.1	0.0	1.0	0.0	0.0	0.0	0.0	0.0	0.0	0.0	0.0	0.0	0.0	14.0	66%
6/9/2005	4	1,362	2.0	2.2	2.0	0.5	2.0	0.0	0.0	0.0	0.0	0.0	0.0	0.0	0.0	0.0	0.0	9.0	51%
6/10/2005	5	1,408	1.0	1.1	1.0	0.4	1.0	0.0	0.0	0.0	0.0	0.0	0.0	0.0	0.0	0.0	0.0	5.0	79%
6/11/2005	6	901	2.0	2.1	2.0	1.2	2.0	0.0	0.0	0.0	0.0	0.0	0.0	0.0	0.0	0.0	0.0	7.0	72%
6/12/2005	7	1,174	0.0	0.0	0.0	0.0	0.0	0.0	0.0	0.0	0.0	0.0	0.0	0.0	0.0	0.0	0.0	12.0	70%
6/13/2005	1	1,073	6.0	6.4	5.9	5.5	6.0	1.0	1.1	1.0	0.2	1.0	0.0	0.0	0.0	0.0	0.0	6.0	74%
6/14/2005	2	1,491	6.0	6.5	6.0	5.9	6.0	1.0	1.1	1.0	0.5	1.0	0.0	0.0	0.0	0.0	0.0	8.0	84%
6/15/2005	3	1,010	4.0	4.3	4.0	2.3	4.0	0.0	0.0	0.0	0.0	0.0	0.0	0.0	0.0	0.0	0.0	7.0	41%
6/16/2005	4	731	5.0	5.1	4.8	2.4	5.0	0.0	0.0	0.0	0.0	0.0	0.0	0.0	0.0	0.0	0.0	2.0	20%
6/17/2005	5	780	1.0	1.1	1.0	0.0	1.0	0.0	0.0	0.0	0.0	0.0	0.0	0.0	0.0	0.0	0.0	5.0	20%
6/18/2005	6	721	0.0	0.0	0.0	0.0	0.0	0.0	0.0	0.0	0.0	0.0	0.0	0.0	0.0	0.0	0.0	13.0	20%
6/19/2005	7	692	0.0	0.0	0.0	0.0	0.0	0.0	0.0	0.0	0.0	0.0	0.0	0.0	0.0	0.0	0.0	12.0	33%
6/20/2005	1	846	0.0	0.0	0.0	0.0	0.0	0.0	0.0	0.0	0.0	0.0	0.0	0.0	0.0	0.0	0.0	3.0	39%
6/21/2005	2	784	0.0	0.0	0.0	0.0	0.0	0.0	0.0	0.0	0.0	0.0	0.0	0.0	0.0	0.0	0.0	3.0	19%
6/22/2005	3	703	0.0	0.0	0.0	0.0	0.0	0.0	0.0	0.0	0.0	0.0	0.0	0.0	0.0	0.0	0.0	10.0	24%
6/23/2005	4	762	0.0	0.0	0.0	0.0	0.0	0.0	0.0	0.0	0.0	0.0	0.0	0.0	0.0	0.0	0.0	12.0	25%
6/24/2005	5	871	0.0	0.0	0.0	0.0	0.0	0.0	0.0	0.0	0.0	0.0	0.0	0.0	0.0	0.0	0.0	11.0	19%
6/25/2005	6	874	2.0	2.1	2.0	0.0	2.0	0.0	0.0	0.0	0.0	0.0	0.0	0.0	0.0	0.0	0.0	5.0	19%
6/26/2005	7	1,277	0.0	0.0	0.0	0.0	0.0	0.0	0.0	0.0	0.0	0.0	0.0	0.0	0.0	0.0	0.0	10.0	37%
6/27/2005	1	1,236	0.0	0.0	0.0	0.0	0.0	0.0	0.0	0.0	0.0	0.0	0.0	0.0	0.0	0.0	0.0	10.0	50%
6/28/2005	2	1,397	0.0	0.0	0.0	0.0	0.0	0.0	0.0	0.0	0.0	0.0	0.0	0.0	0.0	0.0	0.0	6.0	70%
6/29/2005	3	1,485	1.0	1.1	1.1	0.8	1.0	0.0	0.0	0.0	0.0	0.0	0.0	0.0	0.0	0.0	0.0	14.0	89%
6/30/2005	4	1,058	5.0	5.8	5.5	5.8	5.0	0.0	0.0	0.0	0.0	0.0	0.0	0.0	0.0	0.0	0.0	16.0	100%
7/1/2005	5	846	4.0	4.3	4.0	2.0	4.0	0.0	0.0	0.0	0.0	0.0	0.0	0.0	0.0	0.0	0.0	7.0	31%
7/2/2005	6	700	0.0	0.0	0.0	0.0	0.0	0.0	0.0	0.0	0.0	0.0	0.0	0.0	0.0	0.0	0.0	13.0	32%
7/3/2005	7	739	0.0	0.0	0.0	0.0	0.0	0.0	0.0	0.0	0.0	0.0	0.0	0.0	0.0	0.0	0.0	11.0	42%
7/4/2005	1	956	3.0	3.3	3.1	2.4	3.0	0.0	0.0	0.0	0.0	0.0	0.0	0.0	0.0	0.0	0.0	10.0	74%
7/5/2005	2	971	1.0	1.1	1.0	0.4	1.0	0.0	0.0	0.0	0.0	0.0	0.0	0.0	0.0	0.0	0.0	6.0	79%
7/6/2005	3	827	0.0	0.0	0.0	0.0	0.0	0.0	0.0	0.0	0.0	0.0	0.0	0.0	0.0	0.0	0.0	9.0	43%
7/7/2005	4	1,048	0.0	0.0	0.0	0.0	0.0	0.0	0.0	0.0	0.0	0.0	0.0	0.0	0.0	0.0	0.0	10.0	19%
7/8/2005	5	673	0.0	0.0	0.0	0.0	0.0	0.0	0.0	0.0	0.0	0.0	0.0	0.0	0.0	0.0	0.0	6.0	36%
7/9/2005	6	700	0.0	0.0	0.0	0.0	0.0	0.0	0.0	0.0	0.0	0.0	0.0	0.0	0.0	0.0	0.0	11.0	20%
7/10/2005	7	557	0.0	0.0	0.0	0.0	0.0	0.0	0.0	0.0	0.0	0.0	0.0	0.0	0.0	0.0	0.0	14.0	20%
7/11/2005	1	708	0.0	0.0	0.0	0.0	0.0	0.0	0.0	0.0	0.0	0.0	0.0	0.0	0.0	0.0	0.0	12.0	24%
7/12/2005	2	928	0.0	0.0	0.0	0.0	0.0	0.0	0.0	0.0	0.0	0.0	0.0	0.0	0.0	0.0	0.0	6.0	23%
7/13/2005	3	878	0.0	0.0	0.0	0.0	0.0	0.0	0.0	0.0	0.0	0.0	0.0	0.0	0.0	0.0	0.0	3.0	20%
7/14/2005	4	890	0.0	0.0	0.0	0.0	0.0	0.0	0.0	0.0	0.0	0.0	0.0	0.0	0.0	0.0	0.0	6.0	27%
7/15/2005	5	637	0.0	0.0	0.0	0.0	0.0	0.0	0.0	0.0	0.0	0.0	0.0	0.0	0.0	0.0	0.0	6.0	40%
7/16/2005	6	571	0.0	0.0	0.0	0.0	0.0	0.0	0.0	0.0	0.0	0.0	0.0	0.0	0.0	0.0	0.0	8.0	23%
7/17/2005	7	586	0.0	0.0	0.0	0.0	0.0	0.0	0.0	0.0	0.0	0.0	0.0	0.0	0.0	0.0	0.0	16.0	32%
7/18/2005	1	726	3.0	3.4	3.2	3.0	3.0	0.0	0.0	0.0	0.0	0.0	0.0	0.0	0.0	0.0	0.0	14.0	88%
7/19/2005	2	2,195	0.0	0.0	0.0	0.0	0.0	0.0	0.0	0.0	0.0	0.0	0.0	0.0	0.0	0.0	0.0	12.0	22%
7/20/2005	3	793	0.0	0.0	0.0	0.0	0.0	0.0	0.0	0.0	0.0	0.0	0.0	0.0	0.0	0.0	0.0	9.0	29%
7/21/2005	4	1,234	0.0	0.0	0.0	0.0	0.0	0.0	0.0	0.0	0.0	0.0	0.0	0.0	0.0	0.0	0.0	5.0	27%
7/22/2005	5	635	0.0	0.0	0.0	0.0	0.0	0.0	0.0	0.0	0.0	0.0	0.0	0.0	0.0	0.0	0.0	8.0	29%
7/23/2005	6	598	0.0	0.0	0.0	0.0	0.0	0.0	0.0	0.0	0.0	0.0	0.0	0.0	0.0	0.0	0.0	10.0	51%
7/24/2005	7	615	0.0	0.0	0.0	0.0	0.0	0.0	0.0	0.0	0.0	0.0	0.0	0.0	0.0	0.0	0.0	8.0	31%
7/25/2005	1	738	1.0	1.1	1.0	0.0	1.0	0.0	0.0	0.0	0.0	0.0	0.0	0.0	0.0	0.0	0.0	7.0	60%
7/26/2005	2	883	9.0	9.9	9.2	8.3	9.0	4.0	4.4	4.1	2.8	4.0	0.0	0.0	0.0	0.0	0.0	10.0	52%
7/27/2005	3	896	4.0	4.4	4.1	2.3	4.0	0.0	0.0	0.0	0.0	0.0	0.0	0.0	0.0	0.0	0.0	9.0	38%
7/28/2005	4	730	6.0	6.4	5.9	4.5	6.0	1.0	1.1	1.0	0.0	1.0	0.0	0.0	0.0	0.0	0.0	6.0	43%
7/29/2005	5	726	6.0	6.4	6.0	3.9	6.0	1.0	1.1	1.0	0.0	1.0	0.0	0.0	0.0	0.0	0.0	7.0	25%
7/30/2005	6	844	0.0	0.0	0.0	0.0	0.0	0.0	0.0	0.0	0.0	0.0	0.0	0.0	0.0	0.0	0.0	10.0	46%
7/31/2005	7	1,309	0.0	0.0	0.0	0.0	0.0	0.0	0.0	0.0	0.0	0.0	0.0	0.0	0.0	0.0	0.0	7.0	43%
8/1/2005	1	643	0.0	0.0	0.0	0.0	0.0	0.0	0.0	0.0	0.0	0.0	0.0	0.0	0.0	0.0	0.0	3.0	38%
8/2/2005	2	1,074	0.0	0.0	0.0	0.0	0.0	0.0	0.0	0.0	0.0	0.0	0.0	0.0	0.0	0.0	0.0	6.0	24%
8/3/2005	3	1,063	0.0	0.0	0.0	0.0	0.0	0.0	0.0	0.0	0.0	0.0	0.0	0.0	0.0	0.0	0.0	8.0	61%
8/4/2005	4	989	0.0	0.0	0.0	0.0	0.0	0.0	0.0	0.0	0.0	0.0	0.0	0.0	0.0	0.0	0.0	15.0	19%
8/5/2005	5	709	0.0	0.0	0.0	0.0	0.0	0.0	0.0	0.0	0.0	0.0	0.0	0.0	0.0	0.0	0.0	8.0	20%
8/6/2005	6	627	0.0	0.0	0.0	0.0	0.0	0.0	0.0	0.0	0.0	0.0	0.0	0.0	0.0	0.0	0.0	12.0	20%
8/7/2005	7	1,109	0.0	0.0	0.0	0.0	0.0	0.0	0.0	0.0	0.0	0.0	0.0	0.0	0.0	0.0	0.0	7.0	20%
8/8/2005	1	1,125	0.0	0.0	0.0	0.0	0.0	0.0	0.0	0.0	0.0	0.0	0.0	0.0	0.0	0.0	0.0	10.0	20%
8/9/2005	2	1,168	0.0	0.0	0.0	0.0	0.0	0.0	0.0	0.0	0.0	0.0	0.0	0.0	0.0	0.0	0.0	8.0	35%
8/10/2005	3	1,245	4.0	4.2	3.9	1.5	4.0	0.0	0.0	0.0	0.0	0.0	0.0	0.0	0.0	0.0	0.0	4.0	19%
8/11/2005	4	1,319	5.0	5.3	4.9	3.8	5.0	0.0	0.0	0.0	0.0	0.0	0.0	0.0	0.0	0.0	0.0	6.0	54%
8/12/2005	5	1,264	1.0	1.1	1.0	0.0	1.0	0.0	0.0	0.0	0.0	0.0	0.0	0.0	0.0	0.0	0.0	11.0	25%
8/13/2005	6	1,373	5.0	5.5	5.1	3.8	5.0	0.0	0.0	0.0	0.0	0.0	0.0	0.0	0.0	0.0	0.0	9.0	51%
8/14/2005	7	1,223	5.0	5.5	5.1	3.0	5.0	0.0	0.0	0.0	0.0	0.0	0.0	0.0	0.0	0.0	0.0	9.0	26%
8/15/2005	1	931	0.0	0.0	0.0	0.0	0.0	0.0	0.0	0.0	0.0	0.0	0.0	0.0	0.0	0.0	0.0	10.0	25%
8/16/2005	2	1,341	1.0	1.1	1.0	0.0	1.0	0.0	0.0	0.0	0.0	0.0	0.0	0.0	0.0	0.0	0.0	5.0	24%
8/17/2005	3	1,163	0.0	0.0	0.0	0.0	0.0	0.0	0.0	0.0	0.0	0.0	0.0	0.0	0.0	0.0	0.0	10.0	54%
8/18/2005	4	936	0.0	0.0	0.0	0.0	0.0	0.0	0.0	0.0	0.0	0.0	0.0	0.0	0.0	0.0	0.0	7.0	74%
8/19/2005	5	1,114	0.0	0.0	0.0	0.0	0.0	0.0	0.0	0.0	0.0	0.0	0.0	0.0	0.0	0.0	0.0	8.0	56%
8/20/2005	6	1,359	3.0	3.3	3.1	1.4	3.0	0.0	0.0	0.0	0.0	0.0	0.0	0.0	0.0	0.0	0.0	11.0	41%
8/21/2005	7	1,678	10.0	10.9	10.1	10.0	10.0	5.0	5.5	5.1	4.5	5.0	0.0	0.0	0.0	0.0	0.0	9.0	72%
8/22/2005	1	1,558	10.0	10.4	9.8	7.8	10.0	5.0	5.2	4.9	2.6	5.0	0.0	0.0	0.0	0.0	0.0	4.0	22%
8/23/2005	2	1,246	6.0	6.5	6.1	3.9	6.0	1.0	1.1	1.0	0.0	1.0	0.0	0.0	0.0	0.0	0.0	9.0	20%
8/24/2005	3	1,293	0.0	0.0	0.0	0.0	0.0	0.0	0.0	0.0	0.0	0.0	0.0	0.0	0.0	0.0	0.0	14.0	45%
8/25/2005	4	1,317	0.0	0.0	0.0	0.0	0.0	0.0	0.0	0.0	0.0	0.0	0.0	0.0	0.0	0.0	0.0	8.0	94%
8/26/2005	5	1,279	0.0	0.0	0.0	0.0	0.0	0.0	0.0	0.0	0.0	0.0	0.0	0.0	0.0	0.0	0.0	9.0	45%
8/27/2005	6	932	3.0	3.3	3.1	2.1	3.0	0.0	0.0	0.0	0.0	0.0	0.0	0.0	0.0	0.0	0.0	10.0	63%
8/28/2005	7	796	3.0	3.3	3.0	2.1	3.0	0.0	0.0	0.0	0.0	0.0	0.0	0.0	0.0	0.0	0.0	9.0	66%
8/29/2005	1	764	4.0	4.3	4.0	2.1	4.0	0.0	0.0	0.0	0.0	0.0	0.0	0.0	0.0	0.0	0.0	7.0	35%

8/30/2005	2	902	1.0	1.1	1.0	0.0	1.0	0.0	0.0	0.0	0.0	0.0	0.0	0.0	0.0	0.0	0.0	8.0	50%
8/31/2005	3	896	2.0	2.2	2.1	0.5	2.0	0.0	0.0	0.0	0.0	0.0	0.0	0.0	0.0	0.0	0.0	10.0	49%
9/1/2005	4	913	5.0	5.9	5.6	5.1	5.0	0.0	0.0	0.0	0.0	0.0	0.0	0.0	0.0	0.0	0.0	18.0	76%
9/2/2005	5	963	7.0	7.6	7.0	5.8	7.0	2.0	2.2	2.0	0.4	2.0	0.0	0.0	0.0	0.0	0.0	8.0	48%
9/3/2005	6	870	10.0	10.8	10.0	8.7	10.0	5.0	5.4	5.0	3.3	5.0	0.0	0.0	0.0	0.0	0.0	8.0	36%
9/4/2005	7	682	0.0	0.0	0.0	0.0	0.0	0.0	0.0	0.0	0.0	0.0	0.0	0.0	0.0	0.0	0.0	14.0	28%
9/5/2005	1	718	0.0	0.0	0.0	0.0	0.0	0.0	0.0	0.0	0.0	0.0	0.0	0.0	0.0	0.0	0.0	12.0	34%
9/6/2005	2	980	2.0	2.2	2.1	0.0	2.0	0.0	0.0	0.0	0.0	0.0	0.0	0.0	0.0	0.0	0.0	10.0	29%
9/7/2005	3	1,068	6.0	6.2	5.8	3.6	6.0	1.0	1.0	1.0	0.0	1.0	0.0	0.0	0.0	0.0	0.0	3.0	23%
9/8/2005	4	870	5.0	5.4	5.0	2.7	5.0	0.0	0.0	0.0	0.0	0.0	0.0	0.0	0.0	0.0	0.0	7.0	20%
9/9/2005	5	795	0.0	0.0	0.0	0.0	0.0	0.0	0.0	0.0	0.0	0.0	0.0	0.0	0.0	0.0	0.0	11.0	41%
9/10/2005	6	747	0.0	0.0	0.0	0.0	0.0	0.0	0.0	0.0	0.0	0.0	0.0	0.0	0.0	0.0	0.0	15.0	22%
9/11/2005	7	953	0.0	0.0	0.0	0.0	0.0	0.0	0.0	0.0	0.0	0.0	0.0	0.0	0.0	0.0	0.0	9.0	28%
9/12/2005	1	784	0.0	0.0	0.0	0.0	0.0	0.0	0.0	0.0	0.0	0.0	0.0	0.0	0.0	0.0	0.0	7.0	67%
9/13/2005	2	1,024	9.0	9.7	9.0	8.6	9.0	4.0	4.3	4.0	3.2	4.0	0.0	0.0	0.0	0.0	0.0	8.0	67%
9/14/2005	3	966	9.0	9.5	8.9	7.2	9.0	4.0	4.2	4.0	1.9	4.0	0.0	0.0	0.0	0.0	0.0	6.0	30%
9/15/2005	4	848	1.0	1.1	1.0	0.0	1.0	0.0	0.0	0.0	0.0	0.0	0.0	0.0	0.0	0.0	0.0	8.0	32%
9/16/2005	5	880	0.0	0.0	0.0	0.0	0.0	0.0	0.0	0.0	0.0	0.0	0.0	0.0	0.0	0.0	0.0	7.0	24%
9/17/2005	6	1,369	0.0	0.0	0.0	0.0	0.0	0.0	0.0	0.0	0.0	0.0	0.0	0.0	0.0	0.0	0.0	11.0	44%
9/18/2005	7	2,209	2.0	2.1	2.0	1.6	2.0	0.0	0.0	0.0	0.0	0.0	0.0	0.0	0.0	0.0	0.0	4.0	86%
9/19/2005	1	1,591	1.0	1.1	1.0	0.0	1.0	0.0	0.0	0.0	0.0	0.0	0.0	0.0	0.0	0.0	0.0	6.0	64%
9/20/2005	2	804	0.0	0.0	0.0	0.0	0.0	0.0	0.0	0.0	0.0	0.0	0.0	0.0	0.0	0.0	0.0	8.0	20%
9/21/2005	3	814	3.0	3.2	3.0	0.8	3.0	0.0	0.0	0.0	0.0	0.0	0.0	0.0	0.0	0.0	0.0	6.0	28%
9/22/2005	4	1,675	14.0	15.0	13.9	12.3	14.0	9.0	9.6	8.9	7.0	9.0	4.0	4.3	4.0	1.6	4.0	7.0	20%
9/23/2005	5	2,080	16.0	17.3	16.0	15.3	19.5	11.0	11.9	11.0	9.9	14.5	6.0	6.5	6.0	4.5	9.5	8.0	40%
9/24/2005	6	1,683	12.0	12.8	11.9	12.6	12.0	7.0	7.5	7.0	7.2	7.0	2.0	2.1	2.0	1.9	2.0	7.0	92%
9/25/2005	7	2,039	16.0	16.6	15.6	15.2	17.3	11.0	11.4	10.7	10.0	12.3	6.0	6.2	5.9	4.8	7.3	4.0	56%
9/26/2005	1	1,646	11.0	11.9	11.0	9.2	11.0	6.0	6.5	6.0	3.8	6.0	1.0	1.1	1.0	0.0	1.0	8.0	20%
9/27/2005	2	1,293	3.0	3.3	3.0	0.9	3.0	0.0	0.0	0.0	0.0	0.0	0.0	0.0	0.0	0.0	0.0	9.0	29%
9/28/2005	3	2,129	20.0	23.0	21.8	21.4	26.8	15.0	17.3	16.3	15.6	21.8	10.0	11.5	10.9	9.9	16.8	15.0	51%
9/29/2005	4	1,738	15.0	16.5	15.4	15.5	15.0	10.0	11.0	10.3	10.0	10.0	5.0	5.5	5.1	4.5	5.0	10.0	71%
9/30/2005	5	1,240	1.0	1.1	1.0	0.0	1.0	0.0	0.0	0.0	0.0	0.0	0.0	0.0	0.0	0.0	0.0	8.0	44%
10/1/2005	6	1,109	1.0	1.1	1.0	0.0	1.0	0.0	0.0	0.0	0.0	0.0	0.0	0.0	0.0	0.0	0.0	9.0	26%
10/2/2005	7	1,263	0.0	0.0	0.0	0.0	0.0	0.0	0.0	0.0	0.0	0.0	0.0	0.0	0.0	0.0	0.0	14.0	58%
10/3/2005	1	1,353	9.0	9.9	9.2	9.2	9.0	4.0	4.4	4.1	3.7	4.0	0.0	0.0	0.0	0.0	0.0	10.0	78%
10/4/2005	2	2,119	17.0	19.2	18.1	18.7	22.4	12.0	13.6	12.8	13.1	17.4	7.0	7.9	7.4	7.4	12.4	13.0	86%
10/5/2005	3	2,610	19.0	21.5	20.2	21.5	24.9	14.0	15.8	14.9	15.8	19.9	9.0	10.2	9.6	10.2	14.9	13.0	100%
10/6/2005	4	3,183	30.0	33.6	31.5	32.8	38.4	25.0	28.0	26.3	27.2	33.4	20.0	22.4	21.0	21.6	28.4	12.0	76%
10/7/2005	5	2,777	29.0	31.0	28.8	29.1	34.7	24.0	25.7	23.9	23.8	29.7	19.0	20.3	18.9	18.4	24.7	7.0	43%
10/8/2005	6	2,274	20.0	22.4	21.0	20.0	25.9	15.0	16.8	15.8	14.4	20.9	10.0	11.2	10.5	8.8	15.9	12.0	27%
10/9/2005	7	1,999	17.0	18.5	17.2	15.9	21.1	12.0	13.1	12.2	10.5	16.1	7.0	7.6	7.1	5.0	11.1	9.0	22%
10/10/2005	1	2,120	19.0	19.4	18.3	17.9	19.0	14.0	14.3	13.5	12.8	14.0	9.0	9.2	8.7	7.7	9.0	2.0	57%
10/11/2005	2	1,857	16.0	16.8	15.7	14.2	18.0	11.0	11.6	10.8	9.0	13.0	6.0	6.3	5.9	3.7	8.0	5.0	22%
10/12/2005	3	1,585	14.0	14.8	13.8	14.4	14.0	9.0	9.5	8.9	9.1	9.0	4.0	4.2	4.0	3.8	4.0	6.0	86%
10/13/2005	4	1,656	11.0	11.8	10.9	11.1	11.0	6.0	6.4	6.0	5.8	6.0	1.0	1.1	1.0	0.4	1.0	7.0	81%
10/14/2005	5	1,756	10.0	11.4	10.8	9.0	10.0	5.0	5.7	5.4	3.3	5.0	0.0	0.0	0.0	0.0	0.0	14.0	29%
10/15/2005	6	2,155	19.0	20.5	19.0	17.9	23.1	14.0	15.1	14.0	12.5	18.1	9.0	9.7	9.0	7.1	13.1	8.0	20%
10/16/2005	7	1,665	15.0	16.7	15.6	15.0	15.0	10.0	11.1	10.4	9.4	10.0	5.0	5.6	5.2	3.9	5.0	11.0	49%
10/17/2005	1	2,012	18.0	20.0	18.7	17.6	23.0	13.0	14.4	13.5	12.1	18.0	8.0	8.9	8.3	6.5	13.0	11.0	30%
10/18/2005	2	2,426	21.0	22.9	21.3	22.6	26.0	16.0	17.4	16.2	17.1	21.0	11.0	12.0	11.1	11.7	16.0	9.0	90%
10/19/2005	3	2,206	21.0	22.5	20.9	21.6	25.0	16.0	17.1	15.9	16.3	20.0	11.0	11.8	10.9	10.9	15.0	7.0	75%
10/20/2005	4	2,220	20.0	21.4	19.9	20.3	23.8	15.0	16.1	14.9	14.9	18.8	10.0	10.7	9.9	9.6	13.8	7.0	66%
10/21/2005	5	3,015	25.0	27.8	25.9	27.4	31.8	20.0	22.2	20.8	21.8	26.8	15.0	16.7	15.6	16.3	21.8	11.0	89%
10/22/2005	6	2,764	29.0	31.3	29.0	30.2	35.3	24.0	25.9	24.0	24.8	30.3	19.0	20.5	19.0	19.4	25.3	8.0	66%
10/23/2005	7	2,993	24.0	26.2	24.3	24.8	29.7	19.0	20.7	19.2	19.3	24.7	14.0	15.3	14.2	13.9	19.7	9.0	58%
10/24/2005	1	2,947	27.0	27.5	26.0	25.2	27.0	22.0	22.4	21.2	20.1	22.0	17.0	17.3	16.4	15.0	17.0	2.0	29%
10/25/2005	2	3,485	25.0	26.0	24.4	24.0	27.7	20.0	20.8	19.5	18.8	22.7	15.0	15.6	14.6	13.6	17.7	4.0	39%
10/26/2005	3	3,488	25.0	25.5	24.1	23.5	25.0	20.0	20.4	19.3	18.4	20.0	15.0	15.3	14.4	13.3	15.0	2.0	39%
10/27/2005	4	2,714	23.0	24.4	22.7	21.7	26.9	18.0	19.1	17.8	16.4	21.9	13.0	13.8	12.8	11.1	16.9	6.0	20%
10/28/2005	5	1,942	15.0	17.1	16.1	15.1	15.0	10.0	11.4	10.8	9.4	10.0	5.0	5.7	5.4	3.7	5.0	14.0	40%
10/29/2005	6	1,912	10.0	11.0	10.3	10.7	10.0	5.0	5.5	5.1	5.2	5.0	0.0	0.0	0.0	0.0	0.0	10.0	92%
10/30/2005	7	2,397	17.0	18.2	16.9	18.0	20.2	12.0	12.8	11.9	12.6	15.2	7.0	7.5	7.0	7.3	10.2	7.0	93%
10/31/2005	1	3,184	25.0	27.3	25.3	26.5	30.9	20.0	21.8	20.3	21.0	25.9	15.0	16.4	15.2	15.6	20.9	9.0	77%
11/1/2005	2	2,944	24.0	25.9	24.0	25.4	29.2	19.0	20.5	19.0	20.0	24.2	14.0	15.1	14.0	14.6	19.2	8.0	84%
11/2/2005	3	2,800	19.0	21.3	20.0	20.5	24.6	14.0	15.7	14.7	14.9	19.6	9.0	10.1	9.5	9.3	14.6	12.0	78%
11/3/2005	4	3,112	26.0	28.3	26.3	28.3	32.1	21.0	22.9	21.3	22.9	27.1	16.0	17.4	16.2	17.4	22.1	9.0	100%
11/4/2005	5	3,176	27.0	28.1	26.3	28.1	30.0	22.0	22.9	21.5	22.9	25.0	17.0	17.7	16.6	17.7	20.0	4.0	100%
11/5/2005	6	3,173	28.0	29.1	27.3	28.2	31.1	23.0	23.9	22.4	23.0	26.1	18.0	18.7	17.6	17.8	21.1	4.0	73%
11/6/2005	7	2,723	24.0	25.2	23.6	24.1	27.4	19.0	20.0	18.6	18.9	22.4	14.0	14.7	13.7	13.6	17.4	5.0	68%
11/7/2005	1	2,642	19.0	20.5	19.0	19.2	23.1	14.0	15.1	14.0	13.8	18.1	9.0	9.7	9.0	8.4	13.1	8.0	61%
11/8/2005	2	3,929	24.0	26.2	24.3	26.1	29.7	19.0	20.7	19.2	20.6	24.7	14.0	15.3	14.2	15.2	19.7	9.0	98%
11/9/2005	3	4,294	29.0	35.4	34.1	35.1	40.3	24.0	29.3	28.2	29.0	35.3	19.0	23.2	22.3	22.9	30.3	22.0	93%
11/10/2005	4	3,476	24.0	25.4	23.7	23.6	28.1	19.0	20.1	18.8	18.3	23.1	14.0	14.8	13.8	13.0	18.1	6.0	46%
11/11/2005	5	2,545	15.0	15.8	14.7	14.5	15.0	10.0	10.5	9.8	9.2	10.0	5.0	5.3	4.9	4.0	5.0	5.0	61%
11/12/2005	6	3,093	24.0	25.7	23.9	25.5	28.7	19.0	20.3	18.9	20.2	23.7	14.0	15.0	13.9	14.8	18.7	7.0	96%
11/13/2005	7	4,110	33.0	38.3	36.3	37.1	43.8	28.0	32.5	30.8	31.3	38.8	23.0	26.7	25.3	25.5	33.8	16.0	64%
11/14/2005	1	4,150	37.0	40.7	37.9	40.2	46.2	32.0	35.2	32.8	34.7	41.2	27.0	29.7	27.7	29.2	36.2	10.0	84%
11/15/2005	2	5,146	37.0	42.2	39.8	42.2	48.1	32.0	36.5	34.4	36.5	43.1	27.0	30.8	29.0	30.8	38.1	14.0	100%
11/16/2005	3	7,162	52.0	64.0	61.8	62.7	71.0	47.0	57.8	55.8	56.6	66.0	42.0	51.7	49.9	50.4	61.0	23.0	63%
11/17/2005	4	5,915	56.0	60.5	56.0	59.3	68.2	51.0	55.1	51.0	53.9	63.2	46.0	49.7	46.0	48.5	58.2	8.0	66%
11/18/2005	5	3,854	37.0	40.0	37.0	39.9	45.0	32.0	34.6	32.0	34.5	40.0	27.0	29.2	27.0	29.1	35.0	8.0	97%
11/19/2005	6	4,072	33.0	36.6	34.2	36.6	41.8	28.0	31.1	29.1	31.0	36.8	23.0	25.5	23.9	25.5	31.8	11.0	99%
11/20/2005	7	3,387	28.0	31.1	29.1	29.5	35.5	23.0	25.5	23.9	23.9	30.5	18.0	20.0	18.7	18.4	25.5	11.0	52%
11/21/2005	1	4,122	32.0	36.5	34.4	35.6	41.8	27.0	30.8	29.0	29.9	36.8	22.0	25.1	23.7	24.2	31.8	14.0	73%
11/22/2005	2	3,944	35.0	37.1	34.6	36.9	41.2	30.0	31.8	29.6	31.6	36.2	25.0	26.5	24.7	26.3	31.2	6.0	95%
11/23/2005	3	5,864	42.0	50.0	47.8	49.1	56.5	37.0	44.0	42.1	43.1	51.5	32.0	38.1	36.4	37.2	46.5	19.0	73%
11/24/2005	4	5,967	53.0	60.4	57.0	58.9	68.5	48.0	54.7	51.6	53.2	63.5	43.0	49.0	46.2	47.5	58.5	14.0	54%
11/25/2005	5	5,943	49.0	52.4	48.7	51.6	58.8	44.0	47.1	43.7	46.2	53.8	39.0	41.7	38.8	40.9	48.8	7.0	75%
11/26/2005	6	5,198	45.0	50.0	46.7	48.4	56.8	40.0	44.4	41.5	42.8	51.8	35.0	38.9	36.3	37.3	46.8	11.0	52%
11/27/2005	7	4,700	38.0	39.5	37.1	39.1	42.7	33.0	34.3	32.2	33.9	37.7	28.0	29.1	27.3	28.7	32.7	4.0	88%
11/28/2005	1	5,816	40.0	44.0	41.0	44.0	49.9	35.0	38.5	35.9	38.5	44.9	30.0	33.0	30.8	33.0	39.9	10.0	100%
11/29/2005	2	6,732	51.0	58.1	54.8	58.1	66.0	46.0	52.4	49.5	52.4	61.0	41.0	46.7	44.1	46.7	56.0	14.0	99%
11/30/2005	3	6,350	54.0	56.7	53.0	56.4	62.6	49.0	51.5	48.1	51.2	57.6	44.0	46.2	43.2	45.9	52.6	5.0	91%
12/1/2005	4	6,709	57.0	61.6	57.0	61.3	69.4	52.0	56.2	52.0	55.9	64.4	47.0	50.8	47.0	50.5	59.4	8.0	91%
12/2/2005	5	6,574	57.0	58.1	54.9	57.7	57.0	52.0	53.0	50.1	52.6	52.0	47.0	47.9	45.2	47.5	47.0	2.0	88%
12/3/2005	6	6,837	60.0	62.4	58.5	61.9	68.1	55.0	57.2	53.6	56.7	63.1	50.0	52.0	48.8	51.5	58.1	4.0	86%
12/4/2005	7	7,875	67.0	71.7	66.6	69.4	80.5	62.0	66.3	61.6	64.0	75.5	57.0	61.0	56.6	58.7	70.5	7.0	30%
12/5/2005	1	7,987	68.0	74.8	69.7	73.4	84.7	63.0	69.3	64.6	67.9	79.7	58.0	63.8	59.5	62.4	74.7	10.0	59%
12/6/2005	2	6,528	55.0	60.0	55.7	60.0	67.8	50.0	54.5	50.6	54.5	62.8	45.0	49.1	45.6	49.1	57.8	9.0	100%
12/7/2005	3	6,546	51.0	53.6	50.0	53.4	59.1	46.0	48.3	45.1	48.1	54.1	41.0	43.1	40.2	42.9	49.1	5.0	94%
12/8/2005	4	6,437	50.0	54.5	50.6	52.8	61.6	45.0	49.1	45.6	47.3	56.6	40.0	43.6	40.5	41.9	51.6	9.0	48%
12/9/2005	5	5,682	49.0	53.4	49.6	52.6	60.4	44.0	48.0	44.6	47.1	55.4	39.0	42.5	39.5	41.7	50.4	9.0	75%
12/10/2005	6	6,263	43.0	49.9	47.3	48.9	56.6	38.0	44.1	41.8	43.1	51.6	33.0	38.3	36.3	37.3	46.6	16.0	71%
12/11/2005	7	5,961	55.0	57.8	54.0	57.2	63.8	50.0	52.5	49.1	52.0	58.8	45.0	47.3	44.2	46.7	53.8	5.0	84%
12/12/2005	1	5,778	42.0	45.4	42.0	45.3	51.1	37.0	40.0	37.0	39.9	46.1	32.0	34.6	32.0	34.5	41.1	8.0	98%
12/13/2005	2	5,206	38.0	43.3	40.9	43.3	49.4	33.0	37.6	35.5	37.6	44.4	28.0	31.9	30.1	31.9	39.4	14.0	100%
12/14/2005	3	5,012	34.0	38.1	35.7	38.0	43.5	29.0	32.5	30.5	32.4	38.5	24.0	26.9	25.2	26.8	33.5	12.0	99%
12/15/2005	4	4,977	42.0	44.9	41.7	44.9	50.3	37.0	39.6	36.8	39.6	45.3	32.0	34.2	31.8	34.2	40.3	7.0	100%
12/16/2005	5	6,318	52.0	57.2	53.3	57.2	64.8	47.0	51.7	48.2	51.7	59.8	42.0	46.2	43.1	46.2	54.8	10.0	99%
12/17/2005	6	7,007	58.0	62.6	58.0	62.6	70.6	53.0	57.2	53.0	57.2	65.6	48.0	51.8	48.0	51.8	60.6	8.0	99%
12/18/2005	7	8,002	69.0	74.5	69.0	73.8	84.0	64.0	69.1	64.0	68.4	79.0	59.0	63.7	59.0	63.0	74.0	8.0	77%
12/19/2005	1	7,069	57.0	63.3	59.1	60.8	71.7	52.0	57.7	54.0	55.3	66.7	47.0	52.2	48.8	49.7	61.7	11.0	27%

12/20/2005	2	7,410	49.0	52.4	48.7	52.2	58.8	44.0	47.1	43.7	46.9	53.8	39.0	41.7	38.8	41.5	48.8	7.0	94%
12/21/2005	3	6,716	52.0	54.6	51.0	52.7	60.2	47.0	49.4	46.1	47.5	55.2	42.0	44.1	41.2	42.2	50.2	5.0	44%
12/22/2005	4	5,076	36.0	38.2	35.6	37.2	42.3	31.0	32.9	30.6	31.9	37.3	26.0	27.6	25.7	26.6	32.3	6.0	71%
12/23/2005	5	4,737	30.0	30.6	28.9	30.6	30.0	25.0	25.5	24.1	25.5	25.0	20.0	20.4	19.3	20.4	20.0	2.0	100%
12/24/2005	6	3,984	33.0	35.0	32.6	35.0	38.8	28.0	29.7	27.7	29.7	33.8	23.0	24.4	22.7	24.4	28.8	6.0	100%
12/25/2005	7	4,386	36.0	38.2	35.6	38.2	42.3	31.0	32.9	30.6	32.9	37.3	26.0	27.6	25.7	27.6	32.3	6.0	100%
12/26/2005	1	4,465	35.0	38.9	36.3	38.9	44.3	30.0	33.3	31.1	33.3	39.3	25.0	27.8	25.9	27.8	34.3	11.0	100%
12/27/2005	2	4,417	36.0	37.4	35.1	37.4	40.4	31.0	32.2	30.2	32.2	35.4	26.0	27.0	25.4	27.0	30.4	4.0	100%
12/28/2005	3	5,148	36.0	37.4	35.1	37.4	40.4	31.0	32.2	30.2	32.2	35.4	26.0	27.0	25.4	27.0	30.4	4.0	100%
12/29/2005	4	5,343	36.0	39.2	36.5	39.2	44.4	31.0	33.8	31.4	33.8	39.4	26.0	28.3	26.3	28.3	34.4	9.0	99%
12/30/2005	5	5,156	39.0	42.1	39.0	42.1	47.5	34.0	36.7	34.0	36.7	42.5	29.0	31.3	29.0	31.3	37.5	8.0	100%
12/31/2005	6	5,149	44.0	45.3	42.6	44.8	44.0	39.0	40.2	37.8	39.6	39.0	34.0	35.0	32.9	34.5	34.0	3.0	83%
1/1/2006	7	5,736	46.0	49.7	46.0	49.7	56.0	41.0	44.3	41.0	44.3	51.0	36.0	38.9	36.0	38.9	46.0	8.0	100%
1/2/2006	1	5,153	37.0	39.2	36.5	39.2	43.5	32.0	33.9	31.6	33.9	38.5	27.0	28.6	26.7	28.6	33.5	6.0	100%
1/3/2006	2	5,156	33.0	34.7	32.4	34.7	37.9	28.0	29.4	27.5	29.4	32.9	23.0	24.2	22.6	24.2	27.9	5.0	100%
1/4/2006	3	5,602	35.0	39.2	36.8	39.2	44.7	30.0	33.6	31.5	33.6	39.7	25.0	28.0	26.3	28.0	34.7	12.0	100%
1/5/2006	4	5,715	41.0	44.3	41.0	44.3	49.9	36.0	38.9	36.0	38.9	44.9	31.0	33.5	31.0	33.5	39.9	8.0	100%
1/6/2006	5	5,348	39.0	42.5	39.5	41.8	48.1	34.0	37.1	34.4	36.3	43.1	29.0	31.6	29.4	30.9	38.1	9.0	78%
1/7/2006	6	5,452	36.0	39.2	36.5	39.2	44.4	31.0	33.8	31.4	33.8	39.4	26.0	28.3	26.3	28.3	34.4	9.0	100%
1/8/2006	7	5,520	40.0	43.2	40.0	43.2	48.7	35.0	37.8	35.0	37.8	43.7	30.0	32.4	30.0	32.4	38.7	8.0	99%
1/9/2006	1	5,541	48.0	52.8	49.2	51.2	59.9	43.0	47.3	44.1	45.7	54.9	38.0	41.8	39.0	40.2	49.9	10.0	52%
1/10/2006	2	4,767	36.0	39.6	36.9	38.1	45.0	31.0	34.1	31.8	32.6	40.0	26.0	28.6	26.7	27.1	35.0	10.0	55%
1/11/2006	3	4,379	31.0	32.9	30.6	31.7	36.4	26.0	27.6	25.7	26.4	31.4	21.0	22.3	20.7	21.1	26.4	6.0	66%
1/12/2006	4	5,125	39.0	43.3	40.5	42.3	49.3	34.0	37.7	35.3	36.7	44.3	29.0	32.2	30.1	31.2	39.3	11.0	70%
1/13/2006	5	5,058	46.0	50.6	47.2	50.1	57.4	41.0	45.1	42.0	44.6	52.4	36.0	39.6	36.9	39.1	47.4	10.0	85%
1/14/2006	6	4,771	43.0	47.3	44.1	46.9	53.7	38.0	41.8	39.0	41.4	48.7	33.0	36.3	33.8	35.9	43.7	10.0	87%
1/15/2006	7	4,707	34.0	38.4	36.1	38.0	43.9	29.0	32.8	30.8	32.3	38.9	24.0	27.1	25.5	26.7	33.9	13.0	87%
1/16/2006	1	6,246	44.0	48.0	44.6	47.9	54.3	39.0	42.5	39.5	42.4	49.3	34.0	37.1	34.4	37.0	44.3	9.0	98%
1/17/2006	2	7,209	52.0	58.2	54.6	57.9	66.1	47.0	52.6	49.4	52.3	61.1	42.0	47.0	44.1	46.7	56.1	12.0	91%
1/18/2006	3	6,584	51.0	54.6	50.7	54.1	61.2	46.0	49.2	45.7	48.8	56.2	41.0	43.9	40.7	43.4	51.2	7.0	86%
1/19/2006	4	5,601	46.0	48.3	45.1	48.3	53.2	41.0	43.1	40.2	43.1	48.2	36.0	37.8	35.3	37.8	43.2	5.0	100%
1/20/2006	5	6,248	51.0	55.1	51.0	53.5	62.1	46.0	49.7	46.0	48.1	57.1	41.0	44.3	41.0	42.7	52.1	8.0	53%
1/21/2006	6	5,642	55.0	57.2	53.6	56.4	62.3	50.0	52.0	48.8	51.2	57.3	45.0	46.8	43.9	46.0	52.3	4.0	75%
1/22/2006	7	6,875	51.0	55.1	51.0	54.1	62.1	46.0	49.7	46.0	48.7	57.1	41.0	44.3	41.0	43.3	52.1	8.0	72%
1/23/2006	1	5,088	45.0	50.4	47.3	49.2	57.3	40.0	44.8	42.0	43.6	52.3	35.0	39.2	36.8	38.0	47.3	12.0	65%
1/24/2006	2	5,251	35.0	42.4	40.7	42.4	47.9	30.0	36.3	34.9	36.3	42.9	25.0	30.3	29.1	30.3	37.9	21.0	100%
1/25/2006	3	5,006	42.0	44.9	41.7	43.3	50.3	37.0	39.6	36.8	38.0	45.3	32.0	34.2	31.8	32.6	40.3	7.0	52%
1/26/2006	4	3,775	32.0	36.2	34.0	34.2	41.4	27.0	30.5	28.7	28.5	36.4	22.0	24.9	23.4	22.9	31.4	13.0	41%
1/27/2006	5	3,817	32.0	35.2	32.8	33.2	40.0	27.0	29.7	27.7	27.7	35.0	22.0	24.2	22.6	22.2	30.0	10.0	39%
1/28/2006	6	4,080	35.0	37.1	34.6	36.5	41.2	30.0	31.8	29.6	31.2	36.2	25.0	26.5	24.7	25.9	31.2	6.0	82%
1/29/2006	7	4,289	34.0	36.4	33.8	36.3	40.7	29.0	31.0	28.8	31.0	35.7	24.0	25.7	23.9	25.6	30.7	7.0	98%
1/30/2006	1	4,852	42.0	44.5	41.5	43.6	49.5	37.0	39.2	36.5	38.3	44.5	32.0	33.9	31.6	33.0	39.5	6.0	72%
1/31/2006	2	4,519	41.0	43.9	40.7	43.7	49.1	36.0	38.5	35.8	38.4	44.1	31.0	33.2	30.8	33.0	39.1	7.0	96%
2/1/2006	3	5,144	39.0	43.3	40.5	43.2	49.3	34.0	37.7	35.3	37.6	44.3	29.0	32.2	30.1	32.1	39.3	11.0	96%
2/2/2006	4	5,036	39.0	41.3	38.5	41.1	45.9	34.0	36.0	33.6	35.8	40.9	29.0	30.7	28.6	30.5	35.9	6.0	93%
2/3/2006	5	7,152	55.0	61.6	57.8	60.2	69.9	50.0	56.0	52.5	54.6	64.9	45.0	50.4	47.3	49.0	59.9	12.0	59%
2/4/2006	6	6,965	62.0	65.7	61.2	63.1	73.3	57.0	60.4	56.3	57.8	68.3	52.0	55.1	51.4	52.5	63.3	6.0	20%
2/5/2006	7	6,724	63.0	65.5	61.4	63.1	71.6	58.0	60.3	56.6	57.9	66.6	53.0	55.1	51.7	52.7	61.6	4.0	27%
2/6/2006	1	5,809	56.0	57.7	54.3	55.9	56.0	51.0	52.5	49.4	50.8	51.0	46.0	47.4	44.6	45.6	46.0	3.0	48%
2/7/2006	2	6,280	48.0	49.9	46.8	48.8	54.3	43.0	44.7	41.9	43.6	49.3	38.0	39.5	37.1	38.4	44.3	4.0	67%
2/8/2006	3	6,422	57.0	57.6	54.5	55.6	57.0	52.0	52.5	49.7	50.5	52.0	47.0	47.5	44.9	45.5	47.0	1.0	40%
2/9/2006	4	6,260	51.0	55.6	51.6	55.5	62.9	46.0	50.1	46.6	50.1	57.9	41.0	44.7	41.5	44.6	52.9	9.0	98%
2/10/2006	5	5,647	45.0	48.6	45.0	48.6	54.8	40.0	43.2	40.0	43.2	49.8	35.0	37.8	35.0	37.8	44.8	8.0	100%
2/11/2006	6	6,257	56.0	61.0	56.7	60.5	69.0	51.0	55.6	51.6	55.0	64.0	46.0	50.1	46.6	49.6	59.0	9.0	83%
2/12/2006	7	6,221	58.0	62.1	57.6	61.3	69.6	53.0	56.7	52.7	55.9	64.6	48.0	51.4	47.7	50.6	59.6	7.0	77%
2/13/2006	1	6,037	51.0	54.6	50.7	53.1	61.2	46.0	49.2	45.7	47.8	56.2	41.0	43.9	40.7	42.4	51.2	7.0	56%
2/14/2006	2	7,558	53.0	60.4	57.0	58.5	68.5	48.0	54.7	51.6	52.8	63.5	43.0	49.0	46.2	47.1	58.5	14.0	41%
2/15/2006	3	8,565	66.0	70.0	65.2	67.8	78.1	61.0	64.7	60.2	62.5	73.1	56.0	59.4	55.3	57.2	68.1	6.0	34%
2/16/2006	4	8,616	70.0	74.2	69.1	72.0	82.8	65.0	68.9	64.2	66.7	77.8	60.0	63.6	59.3	61.4	72.8	6.0	34%
2/17/2006	5	9,761	83.0	93.8	88.2	91.3	105.9	78.0	88.1	82.9	85.7	100.9	73.0	82.5	77.6	80.0	95.9	13.0	26%
2/18/2006	6	8,011	69.0	75.9	70.7	73.2	85.9	64.0	70.4	65.6	67.7	80.9	59.0	64.9	60.5	62.2	75.9	10.0	20%
2/19/2006	7	6,401	55.0	61.1	57.1	60.1	69.2	50.0	55.5	51.9	54.6	64.2	45.0	50.0	46.7	49.0	59.2	11.0	72%
2/20/2006	1	6,442	49.0	54.4	50.8	54.0	61.7	44.0	48.8	45.7	48.4	56.7	39.0	43.3	40.5	42.9	51.7	11.0	87%
2/21/2006	2	5,971	57.0	61.0	56.6	60.4	68.4	52.0	55.6	51.7	55.0	63.4	47.0	50.3	46.7	49.7	58.4	7.0	81%
2/22/2006	3	6,161	47.0	51.2	47.6	51.1	57.9	42.0	45.8	42.5	45.6	52.9	37.0	40.3	37.5	40.2	47.9	9.0	95%
2/23/2006	4	7,051	58.0	62.1	57.6	60.5	69.6	53.0	56.7	52.7	55.1	64.6	48.0	51.4	47.7	49.8	59.6	7.0	53%
2/24/2006	5	6,745	59.0	63.7	59.0	63.5	71.8	54.0	58.3	54.0	58.1	66.8	49.0	52.9	49.0	52.7	61.8	8.0	94%
2/25/2006	6	6,690	60.0	63.0	58.9	60.8	69.6	55.0	57.8	54.0	55.6	64.6	50.0	52.5	49.1	50.3	59.6	5.0	34%
2/26/2006	7	5,905	55.0	58.3	54.3	57.7	65.0	50.0	53.0	49.4	52.4	60.0	45.0	47.7	44.4	47.1	55.0	6.0	81%
2/27/2006	1	5,637	49.0	52.9	49.0	52.5	59.6	44.0	47.5	44.0	47.1	54.6	39.0	42.1	39.0	41.7	49.6	8.0	87%
2/28/2006	2	5,046	44.0	47.5	44.0	46.2	53.5	39.0	42.1	39.0	40.8	48.5	34.0	36.7	34.0	35.4	43.5	8.0	60%
3/1/2006	3	4,702	37.0	40.7	37.9	40.4	46.2	32.0	35.2	32.8	34.9	41.2	27.0	29.7	27.7	29.4	36.2	10.0	92%
3/2/2006	4	4,872	42.0	45.8	42.5	45.5	51.8	37.0	40.3	37.5	40.1	46.8	32.0	34.9	32.4	34.6	41.8	9.0	92%
3/3/2006	5	4,797	43.0	45.2	42.2	44.2	49.7	38.0	39.9	37.3	38.9	44.7	33.0	34.7	32.4	33.7	39.7	5.0	71%
3/4/2006	6	4,615	41.0	44.7	41.5	44.5	50.6	36.0	39.2	36.5	39.0	45.6	31.0	33.8	31.4	33.6	40.6	9.0	94%
3/5/2006	7	4,759	37.0	40.7	37.9	40.7	46.2	32.0	35.2	32.8	35.2	41.2	27.0	29.7	27.7	29.7	36.2	10.0	100%
3/6/2006	1	4,452	38.0	38.0	36.1	38.0	38.0	33.0	33.0	31.4	33.0	33.0	28.0	28.0	26.6	28.0	28.0	0.0	99%
3/7/2006	2	4,326	32.0	35.8	33.6	35.7	41.0	27.0	30.2	28.4	30.1	36.0	22.0	24.6	23.1	24.5	31.0	12.0	95%
3/8/2006	3	3,738	28.0	29.7	27.7	28.4	32.8	23.0	24.4	22.7	23.1	27.8	18.0	19.1	17.8	17.8	22.8	6.0	63%
3/9/2006	4	4,177	33.0	34.7	32.4	33.8	37.9	28.0	29.4	27.5	28.5	32.9	23.0	24.2	22.6	23.3	27.9	5.0	73%
3/10/2006	5	3,537	32.0	34.6	32.0	32.9	38.9	27.0	29.2	27.0	27.5	33.9	22.0	23.8	22.0	22.1	28.9	8.0	49%
3/11/2006	6	4,138	33.0	36.0	33.4	35.3	40.7	28.0	30.5	28.4	29.9	35.7	23.0	25.1	23.3	24.4	30.7	9.0	81%
3/12/2006	7	4,711	39.0	42.1	39.0	40.7	47.5	34.0	36.7	34.0	35.3	42.5	29.0	31.3	29.0	29.9	37.5	8.0	58%
3/13/2006	1	5,892	47.0	54.5	51.7	54.1	61.8	42.0	48.7	46.2	48.3	56.8	37.0	42.9	40.7	42.5	51.8	16.0	86%
3/14/2006	2	6,104	54.0	60.5	56.7	59.0	68.6	49.0	54.9	51.5	53.4	63.6	44.0	49.3	46.2	47.8	58.6	12.0	55%
3/15/2006	3	5,382	51.0	53.0	49.7	50.9	57.7	46.0	47.8	44.9	45.7	52.7	41.0	42.6	40.0	40.5	47.7	4.0	36%
3/16/2006	4	5,452	45.0	48.6	45.0	46.9	54.8	40.0	43.2	40.0	41.5	49.8	35.0	37.8	35.0	36.1	44.8	8.0	48%
3/17/2006	5	5,625	45.0	45.9	43.3	43.4	45.0	40.0	40.8	38.5	38.3	40.0	35.0	35.7	33.7	33.2	35.0	2.0	26%
3/18/2006	6	5,315	41.0	43.5	40.5	40.9	48.3	36.0	38.2	35.6	35.6	43.3	31.0	32.9	30.6	30.3	38.3	6.0	24%
3/19/2006	7	4,863	39.0	42.1	39.0	40.3	47.5	34.0	36.7	34.0	34.9	42.5	29.0	31.3	29.0	29.5	37.5	8.0	45%
3/20/2006	1	4,796	38.0	41.8	39.0	41.0	47.5	33.0	36.3	33.8	35.5	42.5	28.0	30.8	28.7	30.0	37.5	10.0	77%
3/21/2006	2	4,650	42.0	45.4	42.0	43.8	51.1	37.0	40.0	37.0	38.4	46.1	32.0	34.6	32.0	33.0	41.1	8.0	54%
3/22/2006	3	4,271	40.0	44.0	41.0	41.9	49.9	35.0	38.5	35.9	36.4	44.9	30.0	33.0	30.8	30.9	39.9	10.0	37%
3/23/2006	4	4,262	35.0	38.2	35.4	38.2	43.2	30.0	32.7	30.4	32.7	38.2	25.0	27.3	25.3	27.3	33.2	9.0	100%
3/24/2006	5	3,928	34.0	36.0	33.6	36.0	40.0	29.0	30.7	28.6	30.7	35.0	24.0	25.4	23.7	25.4	30.0	6.0	98%
3/25/2006	6	3,802	33.0	34.0	32.0	34.0	33.0	28.0	28.8	27.1	28.8	28.0	23.0	23.7	22.3	23.7	23.0	3.0	100%
3/26/2006	7	3,266	30.0	33.0	30.8	31.2	37.6	25.0	27.5	25.6	25.7	32.6	20.0	22.0	20.5	20.2	27.6	10.0	45%
3/27/2006	1	3,300	25.0	26.8	24.8	26.7	29.9	20.0	21.4	19.9	21.3	24.9	15.0	16.1	14.9	16.0	19.9	7.0	97%
3/28/2006	2	3,287	27.0	29.2	27.0	29.1	32.8	22.0	23.8	22.0	23.7	27.8	17.0	18.4	17.0	18.3	22.8	8.0	97%
3/29/2006	3	2,586	20.0	22.6	21.3	21.9	26.2	15.0	17.0	15.9	16.2	21.2	10.0	11.3	10.6	10.6	16.2	13.0	78%
3/30/2006	4	2,803	20.0	21.6	20.0	21.6	24.3	15.0	16.2	15.0	16.2	19.3	10.0	10.8	10.0	10.8	14.3	8.0	100%
3/31/2006	5	3,793	24.0	27.1	25.5	27.1	31.2	19.0	21.5	20.2	21.5	26.2	14.0	15.8	14.9	15.8	21.2	13.0	100%
4/1/2006	6	3,262	31.0	33.8	31.4	33.1	38.3	26.0	28.3	26.3	27.6	33.3	21.0	22.9	21.3	22.2	28.3	9.0	78%
4/2/2006	7	3,811	29.0	31.3	29.0	31.1	35.3	24.0	25.9	24.0	25.7	30.3	19.0	20.5	19.0	20.3	25.3	8.0	94%
4/3/2006	1	3,675	31.0	35.7	33.7	33.0	40.8	26.0	29.9	28.3	27.2	35.8	21.0	24.2	22.8	21.5	30.8	15.0	19%
4/4/2006	2	3,075	29.0	30.2	28.3	27.5	32.3	24.0	25.0	23.4	22.3	27.3	19.0	19.8	18.5	17.1	22.3	4.0	20%
4/5/2006	3	3,000	24.0	25.9	24.0	25.2	29.2	19.0	20.5	19.0	19.8	24.2	14.0	15.1	14.0	14.4	19.2	8.0	78%
4/6/2006	4	2,745	17.0	18.9	17.6	18.3	21.8	12.0	13.3	12.5	12.8	16.8	7.0	7.8	7.3	7.2	11.8	11.0	83%
4/7/2006	5	3,837	32.0	36.2	34.0	33.7	41.4	27.0	30.5	28.7	28.1	36.4	22.0	24.9	23.4	22.4	31.4	13.0	27%
4/8/2006	6	3,029	29.0	30.2	28.3	27.9	32.3	24.0	25.0	23.4	22.7	27.3	19.0	19.8	18.5	17.5	22.3	4.0	31%
4/9/2006	7	2,318	18.0	19.8	18.5	18.4	22.7	13.0	14.3	13.3	12.9	17.7	8.0	8.8	8.2	7.4	12.7	10.0	58%
4/10/2006	1	1,443	12.0	13.0	12.0	11.4	12.0	7.0	7.6	7.0	6.0	7.0	2.0	2.2	2.0	0.6	2.0	8.0	53%

4/11/2006	2	2,018	5.0	5.6	5.2	4.6	5.0	0.0	0.0	0.0	0.0	0.0	0.0	0.0	0.0	0.0	0.0	11.0	70%
4/12/2006	3	2,680	13.0	14.4	13.5	11.9	13.0	8.0	8.9	8.3	6.4	8.0	3.0	3.3	3.1	0.8	3.0	11.0	25%
4/13/2006	4	2,074	13.0	13.9	12.9	12.5	13.0	8.0	8.6	8.0	7.1	8.0	3.0	3.2	3.0	1.8	3.0	7.0	57%
4/14/2006	5	1,557	11.0	12.1	11.3	9.7	11.0	6.0	6.6	6.2	4.2	6.0	1.0	1.1	1.0	0.0	1.0	10.0	28%
4/15/2006	6	1,372	3.0	3.3	3.1	1.6	3.0	0.0	0.0	0.0	0.0	0.0	0.0	0.0	0.0	0.0	0.0	11.0	49%
4/16/2006	7	1,397	6.0	6.5	6.1	5.0	6.0	1.0	1.1	1.0	0.0	1.0	0.0	0.0	0.0	0.0	0.0	9.0	54%
4/17/2006	1	1,675	10.0	11.4	10.8	8.9	10.0	5.0	5.7	5.4	3.2	5.0	0.0	0.0	0.0	0.0	0.0	14.0	26%
4/18/2006	2	1,697	10.0	11.5	10.9	9.7	10.0	5.0	5.8	5.4	4.0	5.0	0.0	0.0	0.0	0.0	0.0	15.0	46%
4/19/2006	3	2,232	15.0	17.0	15.9	15.5	15.0	10.0	11.3	10.6	9.8	10.0	5.0	5.7	5.3	4.2	5.0	13.0	55%
4/20/2006	4	2,183	19.0	20.5	19.0	19.3	23.1	14.0	15.1	14.0	13.9	18.1	9.0	9.7	9.0	8.5	13.1	8.0	63%
4/21/2006	5	2,133	19.0	20.1	18.8	19.2	22.1	14.0	14.8	13.8	13.9	17.1	9.0	9.5	8.9	8.6	12.1	6.0	71%
4/22/2006	6	1,572	16.0	17.0	15.8	15.1	18.5	11.0	11.7	10.9	9.8	13.5	6.0	6.4	5.9	4.5	8.5	6.0	44%
4/23/2006	7	1,529	10.0	10.4	9.8	7.8	10.0	5.0	5.2	4.9	2.6	5.0	0.0	0.0	0.0	0.0	0.0	4.0	23%
4/24/2006	1	3,064	24.0	27.6	26.1	26.2	31.9	19.0	21.9	20.7	20.5	26.9	14.0	16.1	15.2	14.7	21.9	15.0	58%
4/25/2006	2	2,871	21.0	22.7	21.0	20.0	25.5	16.0	17.3	16.0	14.6	20.5	11.0	11.9	11.0	9.2	15.5	8.0	21%
4/26/2006	3	2,302	11.0	12.2	11.4	9.5	11.0	6.0	6.7	6.2	4.0	6.0	1.0	1.1	1.0	0.0	1.0	11.0	20%
4/27/2006	4	2,063	13.0	13.9	12.9	11.4	13.0	8.0	8.6	8.0	6.0	8.0	3.0	3.2	3.0	0.7	3.0	7.0	24%
4/28/2006	5	2,666	18.0	20.3	19.1	19.5	23.7	13.0	14.7	13.8	13.9	18.7	8.0	9.0	8.5	8.2	13.7	13.0	76%
4/29/2006	6	2,197	17.0	19.0	17.9	19.0	22.1	12.0	13.4	12.6	13.4	17.1	7.0	7.8	7.4	7.8	12.1	12.0	98%
4/30/2006	7	2,267	17.0	19.2	18.1	19.2	22.4	12.0	13.6	12.8	13.6	17.4	7.0	7.9	7.4	7.9	12.4	13.0	100%
5/1/2006	1	1,944	13.0	14.2	13.2	14.1	13.0	8.0	8.7	8.1	8.7	8.0	3.0	3.3	3.0	3.2	3.0	9.0	99%
5/2/2006	2	1,632	8.0	8.6	8.0	7.7	8.0	3.0	3.2	3.0	2.3	3.0	0.0	0.0	0.0	0.0	0.0	8.0	72%
5/3/2006	3	2,774	18.0	20.5	19.4	19.4	23.9	13.0	14.8	14.0	13.7	18.9	8.0	9.1	8.6	8.0	13.9	14.0	67%
5/4/2006	4	3,032	24.0	27.8	26.4	27.7	32.2	19.0	22.0	20.9	21.9	27.2	14.0	16.2	15.4	16.1	22.2	16.0	95%
5/5/2006	5	2,807	22.0	23.8	22.0	23.0	26.8	17.0	18.4	17.0	17.6	21.8	12.0	13.0	12.0	12.2	16.8	8.0	78%
5/6/2006	6	2,215	9.0	9.9	9.2	7.6	9.0	4.0	4.4	4.1	2.1	4.0	0.0	0.0	0.0	0.0	0.0	10.0	31%
5/7/2006	7	2,027	6.0	6.7	6.3	4.9	6.0	1.0	1.1	1.1	0.0	1.0	0.0	0.0	0.0	0.0	0.0	12.0	44%
5/8/2006	1	2,043	1.0	1.1	1.0	0.2	1.0	0.0	0.0	0.0	0.0	0.0	0.0	0.0	0.0	0.0	0.0	9.0	73%
5/9/2006	2	1,872	6.0	6.4	5.9	5.3	6.0	1.0	1.1	1.0	0.0	1.0	0.0	0.0	0.0	0.0	0.0	6.0	68%
5/10/2006	3	2,483	16.0	17.9	16.8	17.9	20.8	11.0	12.3	11.6	12.3	15.8	6.0	6.7	6.3	6.7	10.8	12.0	100%
5/11/2006	4	2,336	22.0	24.9	23.4	22.8	28.7	17.0	19.2	18.1	17.1	23.7	12.0	13.6	12.8	11.5	18.7	13.0	38%
5/12/2006	5	2,651	23.0	26.2	24.7	26.1	30.3	18.0	20.5	19.4	20.4	25.3	13.0	14.8	14.0	14.7	20.3	14.0	96%
5/13/2006	6	1,994	21.0	22.9	21.3	22.9	26.0	16.0	17.4	16.2	17.4	21.0	11.0	12.0	11.1	12.0	16.0	9.0	100%
5/14/2006	7	1,877	14.0	15.3	14.2	15.3	14.0	9.0	9.8	9.1	9.8	9.0	4.0	4.4	4.1	4.4	4.0	9.0	100%
5/15/2006	1	1,441	9.0	9.9	9.2	9.3	9.0	4.0	4.4	4.1	3.8	4.0	0.0	0.0	0.0	0.0	0.0	10.0	81%
5/16/2006	2	1,351	9.0	9.9	9.2	7.9	9.0	4.0	4.4	4.1	2.4	4.0	0.0	0.0	0.0	0.0	0.0	10.0	40%
5/17/2006	3	1,734	10.0	11.3	10.6	8.6	10.0	5.0	5.7	5.3	2.9	5.0	0.0	0.0	0.0	0.0	0.0	13.0	18%
5/18/2006	4	1,342	17.0	17.9	16.7	16.3	19.1	12.0	12.6	11.8	11.0	14.1	7.0	7.4	6.9	5.8	9.1	5.0	53%
5/19/2006	5	1,231	10.0	10.6	9.9	8.7	10.0	5.0	5.3	4.9	3.4	5.0	0.0	0.0	0.0	0.0	0.0	6.0	44%
5/20/2006	6	1,752	17.0	18.9	17.6	16.5	21.8	12.0	13.3	12.5	10.9	16.8	7.0	7.8	7.3	5.4	11.8	11.0	28%
5/21/2006	7	1,580	23.0	23.9	22.4	22.7	25.4	18.0	18.7	17.6	17.5	20.4	13.0	13.5	12.7	12.3	15.4	4.0	64%
5/22/2006	1	1,159	15.0	16.1	14.9	13.4	15.0	10.0	10.7	9.9	8.1	10.0	5.0	5.4	5.0	2.7	5.0	7.0	21%
5/23/2006	2	1,054	0.0	0.0	0.0	0.0	0.0	0.0	0.0	0.0	0.0	0.0	0.0	0.0	0.0	0.0	0.0	11.0	71%
5/24/2006	3	1,110	0.0	0.0	0.0	0.0	0.0	0.0	0.0	0.0	0.0	0.0	0.0	0.0	0.0	0.0	0.0	8.0	78%
5/25/2006	4	970	1.0	1.1	1.0	0.0	1.0	0.0	0.0	0.0	0.0	0.0	0.0	0.0	0.0	0.0	0.0	10.0	66%
5/26/2006	5	922	4.0	4.3	4.0	2.2	4.0	0.0	0.0	0.0	0.0	0.0	0.0	0.0	0.0	0.0	0.0	7.0	39%
5/27/2006	6	801	0.0	0.0	0.0	0.0	0.0	0.0	0.0	0.0	0.0	0.0	0.0	0.0	0.0	0.0	0.0	12.0	60%
5/28/2006	7	743	0.0	0.0	0.0	0.0	0.0	0.0	0.0	0.0	0.0	0.0	0.0	0.0	0.0	0.0	0.0	13.0	18%
5/29/2006	1	829	0.0	0.0	0.0	0.0	0.0	0.0	0.0	0.0	0.0	0.0	0.0	0.0	0.0	0.0	0.0	12.0	32%
5/30/2006	2	1,197	0.0	0.0	0.0	0.0	0.0	0.0	0.0	0.0	0.0	0.0	0.0	0.0	0.0	0.0	0.0	9.0	37%
5/31/2006	3	1,265	6.0	6.2	5.8	4.3	6.0	1.0	1.0	1.0	0.0	1.0	0.0	0.0	0.0	0.0	0.0	3.0	45%
6/1/2006	4	975	4.0	4.2	4.0	1.9	4.0	0.0	0.0	0.0	0.0	0.0	0.0	0.0	0.0	0.0	0.0	6.0	31%
6/2/2006	5	1,133	2.0	2.1	1.9	0.0	2.0	0.0	0.0	0.0	0.0	0.0	0.0	0.0	0.0	0.0	0.0	3.0	27%
6/3/2006	6	1,098	1.0	1.1	1.0	0.0	1.0	0.0	0.0	0.0	0.0	0.0	0.0	0.0	0.0	0.0	0.0	7.0	32%
6/4/2006	7	945	0.0	0.0	0.0	0.0	0.0	0.0	0.0	0.0	0.0	0.0	0.0	0.0	0.0	0.0	0.0	11.0	65%
6/5/2006	1	1,083	0.0	0.0	0.0	0.0	0.0	0.0	0.0	0.0	0.0	0.0	0.0	0.0	0.0	0.0	0.0	8.0	54%
6/6/2006	2	1,885	0.0	0.0	0.0	0.0	0.0	0.0	0.0	0.0	0.0	0.0	0.0	0.0	0.0	0.0	0.0	12.0	31%
6/7/2006	3	1,904	0.0	0.0	0.0	0.0	0.0	0.0	0.0	0.0	0.0	0.0	0.0	0.0	0.0	0.0	0.0	9.0	16%
6/8/2006	4	1,420	6.0	6.4	6.0	4.6	6.0	1.0	1.1	1.0	0.0	1.0	0.0	0.0	0.0	0.0	0.0	7.0	45%
6/9/2006	5	1,527	12.0	13.1	12.2	12.7	12.0	7.0	7.6	7.1	7.2	7.0	2.0	2.2	2.0	1.8	2.0	9.0	88%
6/10/2006	6	1,780	11.0	12.0	11.1	10.1	11.0	6.0	6.5	6.1	4.7	6.0	1.0	1.1	1.0	0.0	1.0	9.0	44%
6/11/2006	7	1,909	12.0	12.7	11.9	10.8	12.0	7.0	7.4	6.9	5.5	7.0	2.0	2.1	2.0	0.2	2.0	6.0	43%
6/12/2006	1	1,594	9.0	9.4	8.8	7.5	9.0	4.0	4.2	3.9	2.3	4.0	0.0	0.0	0.0	0.0	0.0	4.0	43%
6/13/2006	2	1,842	2.0	2.1	2.0	0.0	2.0	0.0	0.0	0.0	0.0	0.0	0.0	0.0	0.0	0.0	0.0	7.0	34%
6/14/2006	3	1,632	2.0	2.2	2.1	0.0	2.0	0.0	0.0	0.0	0.0	0.0	0.0	0.0	0.0	0.0	0.0	10.0	27%
6/15/2006	4	1,585	0.0	0.0	0.0	0.0	0.0	0.0	0.0	0.0	0.0	0.0	0.0	0.0	0.0	0.0	0.0	13.0	61%
6/16/2006	5	1,593	0.0	0.0	0.0	0.0	0.0	0.0	0.0	0.0	0.0	0.0	0.0	0.0	0.0	0.0	0.0	7.0	81%
6/17/2006	6	1,266	0.0	0.0	0.0	0.0	0.0	0.0	0.0	0.0	0.0	0.0	0.0	0.0	0.0	0.0	0.0	7.0	74%
6/18/2006	7	1,564	0.0	0.0	0.0	0.0	0.0	0.0	0.0	0.0	0.0	0.0	0.0	0.0	0.0	0.0	0.0	15.0	49%
6/19/2006	1	1,598	1.0	1.1	1.0	0.0	1.0	0.0	0.0	0.0	0.0	0.0	0.0	0.0	0.0	0.0	0.0	9.0	35%
6/20/2006	2	1,825	1.0	1.1	1.0	0.0	1.0	0.0	0.0	0.0	0.0	0.0	0.0	0.0	0.0	0.0	0.0	8.0	45%
6/21/2006	3	1,449	0.0	0.0	0.0	0.0	0.0	0.0	0.0	0.0	0.0	0.0	0.0	0.0	0.0	0.0	0.0	14.0	25%
6/22/2006	4	1,506	3.0	3.2	3.0	1.0	3.0	0.0	0.0	0.0	0.0	0.0	0.0	0.0	0.0	0.0	0.0	6.0	36%
6/23/2006	5	1,626	2.0	2.1	2.0	0.6	2.0	0.0	0.0	0.0	0.0	0.0	0.0	0.0	0.0	0.0	0.0	7.0	53%
6/24/2006	6	1,478	2.0	2.1	2.0	0.2	2.0	0.0	0.0	0.0	0.0	0.0	0.0	0.0	0.0	0.0	0.0	4.0	43%
6/25/2006	7	1,821	0.0	0.0	0.0	0.0	0.0	0.0	0.0	0.0	0.0	0.0	0.0	0.0	0.0	0.0	0.0	7.0	17%
6/26/2006	1	1,763	1.0	1.1	1.0	0.0	1.0	0.0	0.0	0.0	0.0	0.0	0.0	0.0	0.0	0.0	0.0	6.0	41%
6/27/2006	2	1,746	4.0	4.3	4.0	1.6	4.0	0.0	0.0	0.0	0.0	0.0	0.0	0.0	0.0	0.0	0.0	8.0	19%
6/28/2006	3	1,433	1.0	1.0	1.0	0.0	1.0	0.0	0.0	0.0	0.0	0.0	0.0	0.0	0.0	0.0	0.0	3.0	21%
6/29/2006	4	1,574	0.0	0.0	0.0	0.0	0.0	0.0	0.0	0.0	0.0	0.0	0.0	0.0	0.0	0.0	0.0	5.0	34%
6/30/2006	5	1,556	0.0	0.0	0.0	0.0	0.0	0.0	0.0	0.0	0.0	0.0	0.0	0.0	0.0	0.0	0.0	8.0	86%
7/1/2006	6	1,483	0.0	0.0	0.0	0.0	0.0	0.0	0.0	0.0	0.0	0.0	0.0	0.0	0.0	0.0	0.0	13.0	36%
7/2/2006	7	1,529	0.0	0.0	0.0	0.0	0.0	0.0	0.0	0.0	0.0	0.0	0.0	0.0	0.0	0.0	0.0	11.0	21%
7/3/2006	1	1,716	0.0	0.0	0.0	0.0	0.0	0.0	0.0	0.0	0.0	0.0	0.0	0.0	0.0	0.0	0.0	9.0	26%
7/4/2006	2	855	3.0	3.2	3.0	0.4	3.0	0.0	0.0	0.0	0.0	0.0	0.0	0.0	0.0	0.0	0.0	8.0	14%
7/5/2006	3	1,648	0.0	0.0	0.0	0.0	0.0	0.0	0.0	0.0	0.0	0.0	0.0	0.0	0.0	0.0	0.0	5.0	20%
7/6/2006	4	1,546	0.0	0.0	0.0	0.0	0.0	0.0	0.0	0.0	0.0	0.0	0.0	0.0	0.0	0.0	0.0	8.0	28%
7/7/2006	5	1,501	0.0	0.0	0.0	0.0	0.0	0.0	0.0	0.0	0.0	0.0	0.0	0.0	0.0	0.0	0.0	15.0	22%
7/8/2006	6	1,479	0.0	0.0	0.0	0.0	0.0	0.0	0.0	0.0	0.0	0.0	0.0	0.0	0.0	0.0	0.0	14.0	36%
7/9/2006	7	1,901	2.0	2.1	2.0	0.5	2.0	0.0	0.0	0.0	0.0	0.0	0.0	0.0	0.0	0.0	0.0	7.0	50%
7/10/2006	1	2,078	0.0	0.0	0.0	0.0	0.0	0.0	0.0	0.0	0.0	0.0	0.0	0.0	0.0	0.0	0.0	10.0	54%
7/11/2006	2	1,534	0.0	0.0	0.0	0.0	0.0	0.0	0.0	0.0	0.0	0.0	0.0	0.0	0.0	0.0	0.0	8.0	40%
7/12/2006	3	1,347	0.0	0.0	0.0	0.0	0.0	0.0	0.0	0.0	0.0	0.0	0.0	0.0	0.0	0.0	0.0	8.0	28%
7/13/2006	4	987	0.0	0.0	0.0	0.0	0.0	0.0	0.0	0.0	0.0	0.0	0.0	0.0	0.0	0.0	0.0	11.0	63%
7/14/2006	5	817	0.0	0.0	0.0	0.0	0.0	0.0	0.0	0.0	0.0	0.0	0.0	0.0	0.0	0.0	0.0	9.0	27%
7/15/2006	6	796	0.0	0.0	0.0	0.0	0.0	0.0	0.0	0.0	0.0	0.0	0.0	0.0	0.0	0.0	0.0	5.0	28%
7/16/2006	7	814	0.0	0.0	0.0	0.0	0.0	0.0	0.0	0.0	0.0	0.0	0.0	0.0	0.0	0.0	0.0	6.0	21%
7/17/2006	1	844	0.0	0.0	0.0	0.0	0.0	0.0	0.0	0.0	0.0	0.0	0.0	0.0	0.0	0.0	0.0	13.0	18%
7/18/2006	2	928	0.0	0.0	0.0	0.0	0.0	0.0	0.0	0.0	0.0	0.0	0.0	0.0	0.0	0.0	0.0	7.0	35%
7/19/2006	3	987	0.0	0.0	0.0	0.0	0.0	0.0	0.0	0.0	0.0	0.0	0.0	0.0	0.0	0.0	0.0	11.0	49%
7/20/2006	4	884	0.0	0.0	0.0	0.0	0.0	0.0	0.0	0.0	0.0	0.0	0.0	0.0	0.0	0.0	0.0	8.0	42%
7/21/2006	5	841	0.0	0.0	0.0	0.0	0.0	0.0	0.0	0.0	0.0	0.0	0.0	0.0	0.0	0.0	0.0	7.0	45%
7/22/2006	6	804	0.0	0.0	0.0	0.0	0.0	0.0	0.0	0.0	0.0	0.0	0.0	0.0	0.0	0.0	0.0	5.0	27%
7/23/2006	7	1,312	0.0	0.0	0.0	0.0	0.0	0.0	0.0	0.0	0.0	0.0	0.0	0.0	0.0	0.0	0.0	9.0	16%
7/24/2006	1	1,392	0.0	0.0	0.0	0.0	0.0	0.0	0.0	0.0	0.0	0.0	0.0	0.0	0.0	0.0	0.0	7.0	17%
7/25/2006	2	1,410	0.0	0.0	0.0	0.0	0.0	0.0	0.0	0.0	0.0	0.0	0.0	0.0	0.0	0.0	0.0	4.0	52%
7/26/2006	3	1,311	0.0	0.0	0.0	0.0	0.0	0.0	0.0	0.0	0.0	0.0	0.0	0.0	0.0	0.0	0.0	6.0	56%
7/27/2006	4	1,406	0.0	0.0	0.0	0.0	0.0	0.0	0.0	0.0	0.0	0.0	0.0	0.0	0.0	0.0	0.0	5.0	42%
7/28/2006	5	1,350	0.0	0.0	0.0	0.0	0.0	0.0	0.0	0.0	0.0	0.0	0.0	0.0	0.0	0.0	0.0	6.0	33%
7/29/2006	6	1,446	0.0	0.0	0.0	0.0	0.0	0.0	0.0	0.0	0.0	0.0	0.0	0.0	0.0	0.0	0.0	4.0	35%
7/30/2006	7	1,393	0.0	0.0	0.0	0.0	0.0	0.0	0.0	0.0	0.0	0.0	0.0	0.0	0.0	0.0	0.0	13.0	38%
7/31/2006	1	1,474	0.0	0.0	0.0	0.0	0.0	0.0	0.0	0.0	0.0	0.0	0.0	0.0	0.0	0.0	0.0	11.0	68%

8/1/2006	2	1,497	1.0	1.0	1.0	0.0	1.0	0.0	0.0	0.0	0.0	0.0	0.0	0.0	0.0	0.0	0.0	3.0	64%
8/2/2006	3	1,370	0.0	0.0	0.0	0.0	0.0	0.0	0.0	0.0	0.0	0.0	0.0	0.0	0.0	0.0	0.0	6.0	50%
8/3/2006	4	1,315	0.0	0.0	0.0	0.0	0.0	0.0	0.0	0.0	0.0	0.0	0.0	0.0	0.0	0.0	0.0	8.0	28%
8/4/2006	5	1,576	0.0	0.0	0.0	0.0	0.0	0.0	0.0	0.0	0.0	0.0	0.0	0.0	0.0	0.0	0.0	6.0	46%
8/5/2006	6	1,366	0.0	0.0	0.0	0.0	0.0	0.0	0.0	0.0	0.0	0.0	0.0	0.0	0.0	0.0	0.0	12.0	35%
8/6/2006	7	1,854	0.0	0.0	0.0	0.0	0.0	0.0	0.0	0.0	0.0	0.0	0.0	0.0	0.0	0.0	0.0	13.0	20%
8/7/2006	1	1,577	0.0	0.0	0.0	0.0	0.0	0.0	0.0	0.0	0.0	0.0	0.0	0.0	0.0	0.0	0.0	4.0	20%
8/8/2006	2	1,439	0.0	0.0	0.0	0.0	0.0	0.0	0.0	0.0	0.0	0.0	0.0	0.0	0.0	0.0	0.0	8.0	23%
8/9/2006	3	1,347	0.0	0.0	0.0	0.0	0.0	0.0	0.0	0.0	0.0	0.0	0.0	0.0	0.0	0.0	0.0	6.0	65%
8/10/2006	4	1,521	0.0	0.0	0.0	0.0	0.0	0.0	0.0	0.0	0.0	0.0	0.0	0.0	0.0	0.0	0.0	8.0	89%
8/11/2006	5	1,349	0.0	0.0	0.0	0.0	0.0	0.0	0.0	0.0	0.0	0.0	0.0	0.0	0.0	0.0	0.0	11.0	40%
8/12/2006	6	1,396	0.0	0.0	0.0	0.0	0.0	0.0	0.0	0.0	0.0	0.0	0.0	0.0	0.0	0.0	0.0	12.0	78%
8/13/2006	7	1,483	2.0	2.2	2.0	1.4	2.0	0.0	0.0	0.0	0.0	0.0	0.0	0.0	0.0	0.0	0.0	9.0	77%
8/14/2006	1	1,556	1.0	1.1	1.1	0.0	1.0	0.0	0.0	0.0	0.0	0.0	0.0	0.0	0.0	0.0	0.0	13.0	19%
8/15/2006	2	1,464	2.0	2.1	2.0	0.0	2.0	0.0	0.0	0.0	0.0	0.0	0.0	0.0	0.0	0.0	0.0	6.0	21%
8/16/2006	3	1,422	0.0	0.0	0.0	0.0	0.0	0.0	0.0	0.0	0.0	0.0	0.0	0.0	0.0	0.0	0.0	13.0	63%
8/17/2006	4	1,126	0.0	0.0	0.0	0.0	0.0	0.0	0.0	0.0	0.0	0.0	0.0	0.0	0.0	0.0	0.0	7.0	89%
8/18/2006	5	1,278	4.0	4.1	3.9	3.6	4.0	0.0	0.0	0.0	0.0	0.0	0.0	0.0	0.0	0.0	0.0	3.0	85%
8/19/2006	6	1,230	4.0	4.2	3.9	1.7	4.0	0.0	0.0	0.0	0.0	0.0	0.0	0.0	0.0	0.0	0.0	5.0	25%
8/20/2006	7	1,314	1.0	1.1	1.0	0.0	1.0	0.0	0.0	0.0	0.0	0.0	0.0	0.0	0.0	0.0	0.0	6.0	32%
8/21/2006	1	1,461	0.0	0.0	0.0	0.0	0.0	0.0	0.0	0.0	0.0	0.0	0.0	0.0	0.0	0.0	0.0	8.0	21%
8/22/2006	2	1,687	2.0	2.1	2.0	0.0	2.0	0.0	0.0	0.0	0.0	0.0	0.0	0.0	0.0	0.0	0.0	5.0	26%
8/23/2006	3	1,720	0.0	0.0	0.0	0.0	0.0	0.0	0.0	0.0	0.0	0.0	0.0	0.0	0.0	0.0	0.0	9.0	60%
8/24/2006	4	1,367	0.0	0.0	0.0	0.0	0.0	0.0	0.0	0.0	0.0	0.0	0.0	0.0	0.0	0.0	0.0	12.0	86%
8/25/2006	5	924	0.0	0.0	0.0	0.0	0.0	0.0	0.0	0.0	0.0	0.0	0.0	0.0	0.0	0.0	0.0	7.0	65%
8/26/2006	6	976	0.0	0.0	0.0	0.0	0.0	0.0	0.0	0.0	0.0	0.0	0.0	0.0	0.0	0.0	0.0	6.0	20%
8/27/2006	7	934	0.0	0.0	0.0	0.0	0.0	0.0	0.0	0.0	0.0	0.0	0.0	0.0	0.0	0.0	0.0	7.0	36%
8/28/2006	1	907	0.0	0.0	0.0	0.0	0.0	0.0	0.0	0.0	0.0	0.0	0.0	0.0	0.0	0.0	0.0	9.0	32%
8/29/2006	2	1,006	5.0	5.3	4.9	2.6	5.0	0.0	0.0	0.0	0.0	0.0	0.0	0.0	0.0	0.0	0.0	6.0	20%
8/30/2006	3	963	0.0	0.0	0.0	0.0	0.0	0.0	0.0	0.0	0.0	0.0	0.0	0.0	0.0	0.0	0.0	11.0	50%
8/31/2006	4	901	0.0	0.0	0.0	0.0	0.0	0.0	0.0	0.0	0.0	0.0	0.0	0.0	0.0	0.0	0.0	16.0	57%
9/1/2006	5	975	3.0	3.2	3.0	2.9	3.0	0.0	0.0	0.0	0.0	0.0	0.0	0.0	0.0	0.0	0.0	8.0	89%
9/2/2006	6	1,087	1.0	1.1	1.0	0.4	1.0	0.0	0.0	0.0	0.0	0.0	0.0	0.0	0.0	0.0	0.0	6.0	80%
9/3/2006	7	872	0.0	0.0	0.0	0.0	0.0	0.0	0.0	0.0	0.0	0.0	0.0	0.0	0.0	0.0	0.0	3.0	25%
9/4/2006	1	894	1.0	1.0	1.0	0.0	1.0	0.0	0.0	0.0	0.0	0.0	0.0	0.0	0.0	0.0	0.0	3.0	23%
9/5/2006	2	924	0.0	0.0	0.0	0.0	0.0	0.0	0.0	0.0	0.0	0.0	0.0	0.0	0.0	0.0	0.0	5.0	17%
9/6/2006	3	1,030	0.0	0.0	0.0	0.0	0.0	0.0	0.0	0.0	0.0	0.0	0.0	0.0	0.0	0.0	0.0	6.0	16%
9/7/2006	4	1,010	0.0	0.0	0.0	0.0	0.0	0.0	0.0	0.0	0.0	0.0	0.0	0.0	0.0	0.0	0.0	8.0	28%
9/8/2006	5	1,121	11.0	12.2	11.4	10.5	11.0	6.0	6.7	6.2	4.9	6.0	1.0	1.1	1.0	0.0	1.0	11.0	48%
9/9/2006	6	1,123	17.0	18.0	16.8	15.6	19.7	12.0	12.7	11.9	10.3	14.7	7.0	7.4	6.9	5.0	9.7	6.0	26%
9/10/2006	7	1,112	10.0	10.9	10.1	8.4	10.0	5.0	5.5	5.1	3.0	5.0	0.0	0.0	0.0	0.0	0.0	9.0	26%
9/11/2006	1	1,277	9.0	9.5	8.9	8.0	9.0	4.0	4.2	4.0	2.7	4.0	0.0	0.0	0.0	0.0	0.0	6.0	54%
9/12/2006	2	1,360	10.0	10.4	9.8	8.0	10.0	5.0	5.2	4.9	2.8	5.0	0.0	0.0	0.0	0.0	0.0	4.0	28%
9/13/2006	3	946	1.0	1.1	1.0	0.0	1.0	0.0	0.0	0.0	0.0	0.0	0.0	0.0	0.0	0.0	0.0	7.0	20%
9/14/2006	4	1,164	0.0	0.0	0.0	0.0	0.0	0.0	0.0	0.0	0.0	0.0	0.0	0.0	0.0	0.0	0.0	14.0	26%
9/15/2006	5	1,232	0.0	0.0	0.0	0.0	0.0	0.0	0.0	0.0	0.0	0.0	0.0	0.0	0.0	0.0	0.0	15.0	68%
9/16/2006	6	2,009	0.0	0.0	0.0	0.0	0.0	0.0	0.0	0.0	0.0	0.0	0.0	0.0	0.0	0.0	0.0	11.0	85%
9/17/2006	7	2,425	10.0	11.0	10.3	10.9	10.0	5.0	5.5	5.1	5.4	5.0	0.0	0.0	0.0	0.0	0.0	10.0	97%
9/18/2006	1	2,596	21.0	23.3	21.8	23.2	26.8	16.0	17.8	16.6	17.7	21.8	11.0	12.2	11.4	12.1	16.8	11.0	98%
9/19/2006	2	1,798	21.0	23.9	22.6	23.7	27.8	16.0	18.2	17.2	18.0	22.8	11.0	12.5	11.8	12.3	17.8	14.0	93%
9/20/2006	3	1,525	17.0	18.0	16.8	16.4	19.7	12.0	12.7	11.9	11.1	14.7	7.0	7.4	6.9	5.8	9.7	6.0	52%
9/21/2006	4	1,284	16.0	17.6	16.4	16.5	20.2	11.0	12.1	11.3	11.0	15.2	6.0	6.6	6.2	5.5	10.2	10.0	67%
9/22/2006	5	2,157	11.0	12.5	11.8	12.5	11.0	6.0	6.8	6.5	6.8	6.0	1.0	1.1	1.1	1.1	1.0	14.0	100%
9/23/2006	6	2,948	13.0	14.6	13.7	13.9	13.0	8.0	9.0	8.4	8.3	8.0	3.0	3.4	3.2	2.7	3.0	12.0	80%
9/24/2006	7	2,132	14.0	15.3	14.2	13.4	14.0	9.0	9.8	9.1	7.9	9.0	4.0	4.4	4.1	2.5	4.0	9.0	43%
9/25/2006	1	1,596	12.0	13.4	12.6	11.2	12.0	7.0	7.8	7.4	5.6	7.0	2.0	2.2	2.1	0.0	2.0	12.0	32%
9/26/2006	2	1,893	13.0	14.3	13.3	13.4	13.0	8.0	8.8	8.2	7.9	8.0	3.0	3.3	3.1	2.4	3.0	10.0	74%
9/27/2006	3	2,242	19.0	20.9	19.5	19.7	23.9	14.0	15.4	14.4	14.2	18.9	9.0	9.9	9.2	8.7	13.9	10.0	65%
9/28/2006	4	2,290	22.0	23.5	21.9	23.1	26.2	17.0	18.2	16.9	17.8	21.2	12.0	12.8	11.9	12.4	16.2	7.0	87%
9/29/2006	5	1,757	16.0	17.4	16.2	16.9	19.8	11.0	12.0	11.1	11.5	14.8	6.0	6.5	6.1	6.0	9.8	9.0	84%
9/30/2006	6	1,879	15.0	16.2	15.0	14.3	15.0	10.0	10.8	10.0	8.9	10.0	5.0	5.4	5.0	3.5	5.0	8.0	43%
10/1/2006	7	1,254	8.0	8.7	8.1	6.0	8.0	3.0	3.3	3.0	0.5	3.0	0.0	0.0	0.0	0.0	0.0	9.0	18%
10/2/2006	1	1,222	6.0	6.3	5.9	4.5	6.0	1.0	1.1	1.0	0.0	1.0	0.0	0.0	0.0	0.0	0.0	5.0	45%
10/3/2006	2	2,613	14.0	15.1	14.0	14.7	14.0	9.0	9.7	9.0	9.3	9.0	4.0	4.3	4.0	3.9	4.0	8.0	86%
10/4/2006	3	2,495	18.0	18.9	17.7	16.4	20.3	13.0	13.7	12.8	11.1	15.3	8.0	8.4	7.9	5.9	10.3	5.0	24%
10/5/2006	4	2,130	18.0	18.9	17.7	16.4	20.3	13.0	13.7	12.8	11.1	15.3	8.0	8.4	7.9	5.9	10.3	5.0	24%
10/6/2006	5	1,307	8.0	9.3	8.8	7.8	8.0	3.0	3.5	3.3	2.0	3.0	0.0	0.0	0.0	0.0	0.0	16.0	57%
10/7/2006	6	1,134	0.0	0.0	0.0	0.0	0.0	0.0	0.0	0.0	0.0	0.0	0.0	0.0	0.0	0.0	0.0	15.0	38%
10/8/2006	7	2,182	11.0	12.9	12.2	10.8	11.0	6.0	7.0	6.7	4.9	6.0	1.0	1.2	1.1	0.0	1.0	17.0	37%
10/9/2006	1	2,597	27.0	28.1	26.3	25.9	30.0	22.0	22.9	21.5	20.7	25.0	17.0	17.7	16.6	15.5	20.0	4.0	36%
10/10/2006	2	2,932	24.0	26.4	24.6	24.9	30.1	19.0	20.9	19.5	19.4	25.1	14.0	15.4	14.4	13.9	20.1	10.0	56%
10/11/2006	3	4,416	38.0	44.8	42.8	43.5	50.9	33.0	38.9	37.1	37.6	45.9	28.0	33.0	31.5	31.7	40.9	18.0	61%
10/12/2006	4	4,476	37.0	44.8	43.0	44.7	50.6	32.0	38.7	37.2	38.7	45.6	27.0	32.7	31.4	32.6	40.6	21.0	99%
10/13/2006	5	4,304	31.0	39.4	38.4	39.3	44.1	26.0	33.0	32.2	33.0	39.1	21.0	26.7	26.0	26.6	34.1	27.0	99%
10/14/2006	6	3,470	29.0	32.8	30.8	30.8	37.6	24.0	27.1	25.5	25.2	32.6	19.0	21.5	20.2	19.5	27.6	13.0	41%
10/15/2006	7	2,523	25.0	26.5	24.7	25.2	29.2	20.0	21.2	19.8	19.9	24.2	15.0	15.9	14.8	14.6	19.2	6.0	60%
10/16/2006	1	2,295	17.0	18.7	17.4	18.5	21.4	12.0	13.2	12.3	13.0	16.4	7.0	7.7	7.2	7.5	11.4	10.0	94%
10/17/2006	2	3,482	22.0	24.4	22.8	24.4	28.0	17.0	18.9	17.6	18.9	23.0	12.0	13.3	12.5	13.3	18.0	11.0	100%
10/18/2006	3	4,051	31.0	35.0	32.9	35.0	40.1	26.0	29.4	27.6	29.4	35.1	21.0	23.7	22.3	23.7	30.1	13.0	100%
10/19/2006	4	3,461	30.0	32.1	29.8	31.3	35.9	25.0	26.8	24.8	26.0	30.9	20.0	21.4	19.9	20.6	25.9	7.0	77%
10/20/2006	5	4,397	33.0	34.7	32.4	34.6	37.9	28.0	29.4	27.5	29.4	32.9	23.0	24.2	22.6	24.1	27.9	5.0	99%
10/21/2006	6	4,693	38.0	41.4	38.5	40.6	46.9	33.0	36.0	33.4	35.2	41.9	28.0	30.5	28.4	29.7	36.9	9.0	76%
10/22/2006	7	4,215	36.0	39.6	36.9	39.6	45.0	31.0	34.1	31.8	34.1	40.0	26.0	28.6	26.7	28.6	35.0	10.0	99%
10/23/2006	1	3,145	34.0	37.1	34.4	36.6	42.0	29.0	31.6	29.4	31.1	37.0	24.0	26.2	24.3	25.7	32.0	9.0	86%
10/24/2006	2	4,231	31.0	32.6	30.4	31.0	35.6	26.0	27.3	25.5	25.7	30.6	21.0	22.1	20.6	20.5	25.6	5.0	53%
10/25/2006	3	3,905	21.0	22.9	21.3	20.5	26.0	16.0	17.4	16.2	15.1	21.0	11.0	12.0	11.1	9.6	16.0	9.0	29%
10/26/2006	4	3,319	26.0	27.3	25.5	26.1	29.7	21.0	22.1	20.6	20.8	24.7	16.0	16.8	15.7	15.6	19.7	5.0	63%
10/27/2006	5	3,210	24.0	26.6	24.9	24.5	30.5	19.0	21.1	19.7	19.0	25.5	14.0	15.5	14.5	13.4	20.5	11.0	36%
10/28/2006	6	3,918	27.0	30.0	28.0	28.0	34.3	22.0	24.4	22.8	22.5	29.3	17.0	18.9	17.6	16.9	24.3	11.0	41%
10/29/2006	7	3,255	27.0	28.6	26.7	26.8	31.6	22.0	23.3	21.7	21.5	26.6	17.0	18.0	16.8	16.2	21.6	6.0	46%
10/30/2006	1	4,275	28.0	32.2	30.5	30.8	37.0	23.0	26.5	25.0	25.1	32.0	18.0	20.7	19.6	19.3	27.0	15.0	59%
10/31/2006	2	5,641	41.0	48.4	46.1	48.4	54.8	36.0	42.5	40.5	42.5	49.8	31.0	36.6	34.9	36.6	44.8	18.0	100%
11/1/2006	3	5,297	42.0	47.9	45.2	47.9	54.5	37.0	42.2	39.8	42.2	49.5	32.0	36.5	34.4	36.5	44.5	14.0	100%
11/2/2006	4	5,200	42.0	47.0	44.1	46.7	53.5	37.0	41.4	38.9	41.1	48.5	32.0	35.8	33.6	35.5	43.5	12.0	89%
11/3/2006	5	4,669	42.0	44.5	41.5	44.3	49.5	37.0	39.2	36.5	39.0	44.5	32.0	33.9	31.6	33.7	39.5	6.0	93%
11/4/2006	6	3,886	34.0	36.0	33.6	35.6	40.0	29.0	30.7	28.6	30.3	35.0	24.0	25.4	23.7	25.0	30.0	6.0	88%
11/5/2006	7	2,686	19.0	20.3	18.9	18.7	22.6	14.0	15.0	13.9	13.4	17.6	9.0	9.6	8.9	8.0	12.6	7.0	52%
11/6/2006	1	2,420	18.0	18.9	17.7	17.3	20.3	13.0	13.7	12.8	12.1	15.3	8.0	8.4	7.9	6.8	10.3	5.0	52%
11/7/2006	2	3,611	24.0	25.4	23.7	24.9	28.1	19.0	20.1	18.8	19.6	23.1	14.0	14.8	13.8	14.3	18.1	6.0	83%
11/8/2006	3	3,490	15.0	16.5	15.4	15.8	15.0	10.0	11.0	10.3	10.3	10.0	5.0	5.5	5.1	4.8	5.0	10.0	79%
11/9/2006	4	4,955	33.0	37.3	35.1	37.0	42.6	28.0	31.6	29.8	31.4	37.6	23.0	26.0	24.4	25.7	32.6	13.0	92%
11/10/2006	5	5,462	43.0	46.4	43.0	45.6	52.3	38.0	41.0	38.0	40.2	47.3	33.0	35.6	33.0	34.8	42.3	8.0	75%
11/11/2006	6	4,621	45.0	49.5	46.1	49.0	56.1	40.0	44.0	41.0	43.5	51.1	35.0	38.5	35.9	38.0	46.1	10.0	84%
11/12/2006	7	3,998	33.0	36.3	33.8	36.1	41.3	28.0	30.8	28.7	30.6	36.3	23.0	25.3	23.6	25.1	31.3	10.0	95%
11/13/2006	1	3,871	30.0	32.7	30.4	32.0	37.1	25.0	27.3	25.3	26.6	32.1	20.0	21.8	20.3	21.1	27.1	9.0	79%
11/14/2006	2	3,584	25.0	28.3	26.6	27.1	32.5	20.0	22.6	21.3	21.4	27.5	15.0	17.0	15.9	15.8	22.5	13.0	65%
11/15/2006	3	4,855	34.0	36.4	33.8	35.9	40.7	29.0	31.0	28.8	30.6	35.7	24.0	25.7	23.9	25.2	30.7	7.0	87%
11/16/2006	4	4,491	39.0	41.7	38.8	41.6	46.7	34.0	36.4	33.8	36.2	41.7	29.0	31.0	28.8	30.9	36.7	7.0	96%
11/17/2006	5	4,439	34.0	37.1	34.4	37.0	42.0	29.0	31.6	29.4	31.5	37.0	24.0	26.2	24.3	26.1	32.0	9.0	98%
11/18/2006	6	4,466	37.0	37.7	35.6	36.1	37.0	32.0	32.6	30.8	31.0	32.0	27.0	27.5	26.0	25.9	27.0	2.0	50%
11/19/2006	7	4,251	34.0	35.4	33.2	33.4	38.1	29.0	30.2	28.3	28.2	33.1	24.0	25.0	23.4	23.0	28.1	4.0	42%
11/20/2006	1	3,788	34.0	37.1	34.4	36.9	42.0	29.0	31.6	29.4	31.4	37.0	24.0	26.2	24.3	26.0	32.0	9.0	94%

11/21/2006	2	2,758	20.0	21.0	19.6	19.6	22.7	15.0	15.8	14.7	14.4	17.7	10.0	10.5	9.8	9.1	12.7	5.0	58%
11/22/2006	3	3,160	18.0	19.6	18.2	17.3	22.3	13.0	14.2	13.2	11.9	17.3	8.0	8.7	8.1	6.4	12.3	9.0	31%
11/23/2006	4	3,271	32.0	35.5	33.2	35.3	40.5	27.0	30.0	28.0	29.8	35.5	22.0	24.4	22.8	24.2	30.5	11.0	94%
11/24/2006	5	3,460	24.0	26.4	24.6	24.4	30.1	19.0	20.9	19.5	18.9	25.1	14.0	15.4	14.4	13.4	20.1	10.0	39%
11/25/2006	6	4,698	38.0	41.0	38.0	39.2	46.2	33.0	35.6	33.0	33.8	41.2	28.0	30.2	28.0	28.4	36.2	8.0	46%
11/26/2006	7	5,317	43.0	46.4	43.0	45.8	52.3	38.0	41.0	38.0	40.4	47.3	33.0	35.6	33.0	35.0	42.3	8.0	80%
11/27/2006	1	4,736	40.0	44.4	41.5	44.4	50.5	35.0	38.9	36.3	38.9	45.5	30.0	33.3	31.1	33.3	40.5	11.0	100%
11/28/2006	2	4,705	33.0	37.6	35.5	37.6	43.0	28.0	31.9	30.1	31.9	38.0	23.0	26.2	24.7	26.2	33.0	14.0	100%
11/29/2006	3	7,477	51.0	58.7	55.5	56.7	66.5	46.0	52.9	50.0	50.9	61.5	41.0	47.2	44.6	45.2	56.5	15.0	41%
11/30/2006	4	6,911	58.0	60.3	56.6	57.6	65.8	53.0	55.1	51.7	52.4	60.8	48.0	49.9	46.8	47.2	55.8	4.0	19%
12/1/2006	5	6,363	54.0	58.3	54.0	58.0	65.7	49.0	52.9	49.0	52.6	60.7	44.0	47.5	44.0	47.2	55.7	8.0	90%
12/2/2006	6	7,018	55.0	62.2	58.4	62.1	70.5	50.0	56.5	53.1	56.5	65.5	45.0	50.9	47.8	50.8	60.5	13.0	99%
12/3/2006	7	6,895	61.0	66.5	61.8	66.0	75.2	56.0	61.0	56.7	60.5	70.2	51.0	55.6	51.6	55.1	65.2	9.0	84%
12/4/2006	1	7,916	62.0	68.8	64.3	67.7	78.0	57.0	63.3	59.1	62.2	73.0	52.0	57.7	54.0	56.6	68.0	11.0	67%
12/5/2006	2	6,240	52.0	57.7	54.0	57.6	65.5	47.0	52.2	48.8	52.1	60.5	42.0	46.6	43.6	46.5	55.5	11.0	97%
12/6/2006	3	7,966	62.0	70.1	65.9	68.8	79.4	57.0	64.4	60.6	63.1	74.4	52.0	58.8	55.3	57.5	69.4	13.0	61%
12/7/2006	4	7,208	63.0	67.4	62.6	65.3	75.7	58.0	62.1	57.6	60.0	70.7	53.0	56.7	52.7	54.6	65.7	7.0	38%
12/8/2006	5	5,057	40.0	43.2	40.0	42.1	48.7	35.0	37.8	35.0	36.7	43.7	30.0	32.4	30.0	31.3	38.7	8.0	68%
12/9/2006	6	4,522	29.0	30.5	28.5	28.3	33.2	24.0	25.2	23.6	23.1	28.2	19.0	20.0	18.6	17.8	23.2	5.0	36%
12/10/2006	7	4,279	36.0	38.2	35.6	36.6	42.3	31.0	32.9	30.6	31.3	37.3	26.0	27.6	25.7	26.0	32.3	6.0	54%
12/11/2006	1	4,131	32.0	34.2	31.8	34.2	38.3	27.0	28.9	26.8	28.9	33.3	22.0	23.5	21.9	23.5	28.3	7.0	100%
12/12/2006	2	5,310	34.0	35.7	33.4	35.7	39.1	29.0	30.5	28.5	30.5	34.1	24.0	25.2	23.6	25.2	29.1	5.0	100%
12/13/2006	3	4,806	32.0	35.2	32.8	33.5	40.0	27.0	29.7	27.7	28.0	35.0	22.0	24.2	22.6	22.5	30.0	10.0	50%
12/14/2006	4	5,233	34.0	38.1	35.7	38.0	43.5	29.0	32.5	30.5	32.4	38.5	24.0	26.9	25.2	26.8	33.5	12.0	98%
12/15/2006	5	5,439	38.0	41.8	39.0	41.7	47.5	33.0	36.3	33.8	36.2	42.5	28.0	30.8	28.7	30.7	37.5	10.0	97%
12/16/2006	6	4,976	33.0	37.0	34.7	36.2	42.2	28.0	31.4	29.4	30.6	37.2	23.0	25.8	24.2	25.0	32.2	12.0	76%
12/17/2006	7	5,713	41.0	47.2	44.6	46.5	53.7	36.0	41.4	39.2	40.7	48.7	31.0	35.7	33.7	35.0	43.7	15.0	79%
12/18/2006	1	5,444	44.0	47.5	44.0	45.3	53.5	39.0	42.1	39.0	39.9	48.5	34.0	36.7	34.0	34.5	43.5	8.0	33%
12/19/2006	2	4,565	34.0	37.1	34.4	34.7	42.0	29.0	31.6	29.4	29.3	37.0	24.0	26.2	24.3	23.8	32.0	9.0	30%
12/20/2006	3	5,494	37.0	39.6	36.8	37.7	44.3	32.0	34.2	31.8	32.3	39.3	27.0	28.9	26.8	27.0	34.3	7.0	42%
12/21/2006	4	4,746	45.0	46.4	43.6	45.2	45.0	40.0	41.2	38.8	40.1	40.0	35.0	36.1	33.9	34.9	35.0	3.0	66%
12/22/2006	5	4,576	36.0	37.8	35.3	37.8	41.4	31.0	32.6	30.4	32.5	36.4	26.0	27.3	25.5	27.3	31.4	5.0	99%
12/23/2006	6	4,748	37.0	40.0	37.0	38.4	45.0	32.0	34.6	32.0	33.0	40.0	27.0	29.2	27.0	27.6	35.0	8.0	52%
12/24/2006	7	4,178	37.0	41.1	38.4	40.1	46.8	32.0	35.5	33.2	34.5	41.8	27.0	30.0	28.0	29.0	36.8	11.0	70%
12/25/2006	1	4,949	45.0	48.2	44.7	46.6	54.0	40.0	42.8	39.8	41.2	49.0	35.0	37.5	34.8	35.9	44.0	7.0	52%
12/26/2006	2	4,640	40.0	44.0	41.0	42.1	49.9	35.0	38.5	35.9	36.6	44.9	30.0	33.0	30.8	31.1	39.9	10.0	44%
12/27/2006	3	4,539	38.0	39.5	37.1	38.6	42.7	33.0	34.3	32.2	33.4	37.7	28.0	29.1	27.3	28.2	32.7	4.0	71%
12/28/2006	4	4,406	38.0	40.7	37.8	40.2	45.5	33.0	35.3	32.8	34.8	40.5	28.0	30.0	27.8	29.5	35.5	7.0	85%
12/29/2006	5	4,600	36.0	37.8	35.3	37.8	41.4	31.0	32.6	30.4	32.6	36.4	26.0	27.3	25.5	27.3	31.4	5.0	100%
12/30/2006	6	4,346	34.0	37.1	34.4	37.1	42.0	29.0	31.6	29.4	31.6	37.0	24.0	26.2	24.3	26.2	32.0	9.0	100%
12/31/2006	7	6,138	38.0	42.9	40.4	42.2	49.0	33.0	37.3	35.1	36.6	44.0	28.0	31.6	29.8	30.9	39.0	13.0	78%
1/1/2007	1	5,977	44.0	47.5	44.0	44.9	53.5	39.0	42.1	39.0	39.5	48.5	34.0	36.7	34.0	34.1	43.5	8.0	21%
1/2/2007	2	5,449	39.0	42.5	39.5	40.4	48.1	34.0	37.1	34.4	35.0	43.1	29.0	31.6	29.4	29.5	38.1	9.0	38%
1/3/2007	3	4,601	30.0	32.4	30.0	31.9	36.5	25.0	27.0	25.0	26.5	31.5	20.0	21.6	20.0	21.1	26.5	8.0	85%
1/4/2007	4	4,355	25.0	26.5	24.7	25.8	29.2	20.0	21.2	19.8	20.5	24.2	15.0	15.9	14.8	15.2	19.2	6.0	79%
1/5/2007	5	4,543	34.0	37.7	35.3	37.7	43.0	29.0	32.2	30.1	32.2	38.0	24.0	26.6	24.9	26.6	33.0	11.0	100%
1/6/2007	6	4,679	37.0	40.7	37.9	40.5	46.2	32.0	35.2	32.8	35.0	41.2	27.0	29.7	27.7	29.5	36.2	10.0	93%
1/7/2007	7	5,793	42.0	47.5	44.6	46.9	54.0	37.0	41.8	39.3	41.2	49.0	32.0	36.2	34.0	35.6	44.0	13.0	83%
1/8/2007	1	6,072	48.0	50.9	47.4	48.4	56.6	43.0	45.6	42.5	43.1	51.6	38.0	40.3	37.5	37.8	46.6	6.0	25%
1/9/2007	2	6,691	53.0	59.4	55.7	57.9	67.4	48.0	53.8	50.4	52.3	62.4	43.0	48.2	45.2	46.7	57.4	12.0	55%
1/10/2007	3	5,549	48.0	53.8	50.4	53.6	61.1	43.0	48.2	45.2	48.0	56.1	38.0	42.6	39.9	42.4	51.1	12.0	94%
1/11/2007	4	7,816	55.0	62.2	58.4	61.9	70.5	50.0	56.5	53.1	56.2	65.5	45.0	50.9	47.8	50.6	60.5	13.0	92%
1/12/2007	5	9,186	72.0	77.8	72.0	75.5	87.6	67.0	72.4	67.0	70.1	82.6	62.0	67.0	62.0	64.7	77.6	8.0	32%
1/13/2007	6	7,955	68.0	70.7	66.3	68.4	77.4	63.0	65.5	61.4	63.2	72.4	58.0	60.3	56.6	58.0	67.4	4.0	30%
1/14/2007	7	8,053	66.0	70.6	65.6	68.5	79.3	61.0	65.3	60.6	63.1	74.3	56.0	59.9	55.7	57.8	69.3	7.0	35%
1/15/2007	1	8,639	68.0	70.7	66.3	68.4	77.4	63.0	65.5	61.4	63.2	72.4	58.0	60.3	56.6	58.0	67.4	4.0	29%
1/16/2007	2	7,598	64.0	67.8	63.2	65.5	75.7	59.0	62.5	58.3	60.2	70.7	54.0	57.2	53.3	54.9	65.7	6.0	31%
1/17/2007	3	6,282	47.0	51.7	48.2	50.0	58.6	42.0	46.2	43.1	44.5	53.6	37.0	40.7	37.9	39.0	48.6	10.0	49%
1/18/2007	4	6,594	48.0	52.8	49.2	51.8	59.9	43.0	47.3	44.1	46.3	54.9	38.0	41.8	39.0	40.8	49.9	10.0	69%
1/19/2007	5	7,919	60.0	64.8	60.0	62.2	73.0	55.0	59.4	55.0	56.8	68.0	50.0	54.0	50.0	51.4	63.0	8.0	21%
1/20/2007	6	5,917	51.0	56.6	52.9	55.5	64.2	46.0	51.1	47.7	50.0	59.2	41.0	45.5	42.5	44.4	54.2	11.0	67%
1/21/2007	7	6,653	49.0	51.5	48.1	50.1	56.7	44.0	46.2	43.2	44.9	51.7	39.0	41.0	38.3	39.6	46.7	5.0	60%
1/22/2007	1	6,444	44.0	48.4	45.1	47.0	54.9	39.0	42.9	40.0	41.5	49.9	34.0	37.4	34.9	36.0	44.9	10.0	58%
1/23/2007	2	6,300	51.0	55.1	51.0	54.0	62.1	46.0	49.7	46.0	48.6	57.1	41.0	44.3	41.0	43.2	52.1	8.0	69%
1/24/2007	3	6,795	50.0	54.0	50.0	53.6	60.9	45.0	48.6	45.0	48.2	55.9	40.0	43.2	40.0	42.8	50.9	8.0	89%
1/25/2007	4	5,990	55.0	58.3	54.3	57.4	65.0	50.0	53.0	49.4	52.1	60.0	45.0	47.7	44.4	46.8	55.0	6.0	72%
1/26/2007	5	5,439	38.0	42.9	40.4	42.1	49.0	33.0	37.3	35.1	36.4	44.0	28.0	31.6	29.8	30.8	39.0	13.0	74%
1/27/2007	6	8,411	59.0	67.9	64.2	66.8	76.7	54.0	62.1	58.7	61.1	71.7	49.0	56.4	53.3	55.3	66.7	15.0	69%
1/28/2007	7	7,505	69.0	73.1	68.1	72.5	81.6	64.0	67.8	63.2	67.2	76.6	59.0	62.5	58.3	61.9	71.6	6.0	80%
1/29/2007	1	7,991	62.0	69.4	65.1	69.3	78.7	57.0	63.8	59.9	63.7	73.7	52.0	58.2	54.6	58.1	68.7	12.0	97%
1/30/2007	2	7,653	66.0	71.9	66.8	70.0	81.3	61.0	66.5	61.8	64.5	76.3	56.0	61.0	56.7	59.1	71.3	9.0	41%
1/31/2007	3	7,775	62.0	66.3	61.6	65.6	74.5	57.0	61.0	56.6	60.2	69.5	52.0	55.6	51.7	54.9	64.5	7.0	77%
2/1/2007	4	8,684	69.0	75.2	69.9	74.3	85.0	64.0	69.8	64.8	68.9	80.0	59.0	64.3	59.7	63.4	75.0	9.0	73%
2/2/2007	5	9,254	72.0	78.5	72.9	77.0	88.7	67.0	73.0	67.8	71.6	83.7	62.0	67.6	62.8	66.1	78.7	9.0	56%
2/3/2007	6	10,369	85.0	92.7	86.1	91.1	104.7	80.0	87.2	81.0	85.6	99.7	75.0	81.8	75.9	80.2	94.7	9.0	53%
2/4/2007	7	11,404	85.0	90.1	83.9	87.6	100.7	80.0	84.8	79.0	82.3	95.7	75.0	79.5	74.1	77.0	90.7	6.0	26%
2/5/2007	1	10,581	83.0	83.8	79.4	81.4	83.0	78.0	78.8	74.6	76.4	78.0	73.0	73.7	69.8	71.3	73.0	1.0	28%
2/6/2007	2	9,669	71.0	74.6	69.7	73.2	82.6	66.0	69.3	64.8	67.9	77.6	61.0	64.1	59.9	62.7	72.6	5.0	58%
2/7/2007	3	9,381	74.0	82.1	76.8	79.5	93.0	69.0	76.6	71.6	73.9	88.0	64.0	71.0	66.4	68.4	83.0	11.0	20%
2/8/2007	4	8,993	69.0	75.9	70.7	73.3	85.9	64.0	70.4	65.6	67.8	80.9	59.0	64.9	60.5	62.3	75.9	10.0	23%
2/9/2007	5	9,511	74.0	82.1	76.8	79.6	93.0	69.0	76.6	71.6	74.1	88.0	64.0	71.0	66.4	68.5	83.0	11.0	25%
2/10/2007	6	8,337	69.0	74.5	69.0	72.8	84.0	64.0	69.1	64.0	67.4	79.0	59.0	63.7	59.0	62.0	74.0	8.0	48%
2/11/2007	7	7,402	59.0	62.5	58.3	61.5	69.7	54.0	57.2	53.3	56.2	64.7	49.0	51.9	48.4	50.9	59.7	6.0	70%
2/12/2007	1	8,551	69.0	72.5	67.7	71.0	80.2	64.0	67.2	62.8	65.7	75.2	59.0	62.0	57.9	60.5	70.2	5.0	55%
2/13/2007	2	8,837	72.0	74.9	70.2	72.3	82.0	67.0	69.7	65.3	67.1	77.0	62.0	64.5	60.5	61.9	72.0	4.0	24%
2/14/2007	3	8,844	71.0	75.3	70.1	72.6	84.0	66.0	70.0	65.2	67.3	79.0	61.0	64.7	60.2	62.0	74.0	6.0	19%
2/15/2007	4	7,523	63.0	68.0	63.0	65.8	76.7	58.0	62.6	58.0	60.4	71.7	53.0	57.2	53.0	55.0	66.7	8.0	32%
2/16/2007	5	6,439	53.0	57.8	53.7	57.4	65.3	48.0	52.3	48.6	52.0	60.3	43.0	46.9	43.5	46.5	55.3	9.0	89%
2/17/2007	6	6,882	55.0	62.7	59.1	61.7	71.1	50.0	57.0	53.8	56.0	66.1	45.0	51.3	48.4	50.3	61.1	14.0	69%
2/18/2007	7	6,795	58.0	63.8	59.5	63.3	72.3	53.0	58.3	54.3	57.8	67.3	48.0	52.8	49.2	52.3	62.3	10.0	86%
2/19/2007	1	5,442	44.0	48.8	45.7	47.8	55.5	39.0	43.3	40.5	42.3	50.5	34.0	37.7	35.3	36.7	45.5	11.0	70%
2/20/2007	2	4,391	39.0	41.3	38.5	40.3	45.9	34.0	36.0	33.6	35.0	40.9	29.0	30.7	28.6	29.7	35.9	6.0	69%
2/21/2007	3	5,909	39.0	44.5	41.9	43.9	50.7	34.0	38.8	36.6	38.2	45.7	29.0	33.1	31.2	32.5	40.7	14.0	82%
2/22/2007	4	5,534	49.0	52.4	48.7	50.0	58.8	44.0	47.1	43.7	44.6	53.8	39.0	41.7	38.8	39.3	48.8	7.0	27%
2/23/2007	5	5,903	45.0	51.3	48.4	51.3	58.3	40.0	45.6	43.0	45.6	53.3	35.0	39.9	37.6	39.9	48.3	14.0	100%
2/24/2007	6	5,415	42.0	47.5	44.6	47.5	54.0	37.0	41.8	39.3	41.8	49.0	32.0	36.2	34.0	36.2	44.0	13.0	100%
2/25/2007	7	4,839	40.0	42.8	39.8	42.8	47.9	35.0	37.5	34.8	37.5	42.9	30.0	32.1	29.8	32.1	37.9	7.0	100%
2/26/2007	1	5,001	40.0	42.8	39.8	42.8	47.9	35.0	37.5	34.8	37.4	42.9	30.0	32.1	29.8	32.1	37.9	7.0	99%
2/27/2007	2	4,898	41.0	42.6	40.0	42.6	46.2	36.0	37.4	35.1	37.4	41.2	31.0	32.2	30.2	32.2	36.2	4.0	100%
2/28/2007	3	5,356	38.0	42.2	39.4	42.2	48.0	33.0	36.6	34.2	36.6	43.0	28.0	31.1	29.1	31.1	38.0	11.0	100%
3/1/2007	4	5,396	40.0	46.0	43.5	46.0	52.4	35.0	40.3	38.1	40.3	47.4	30.0	34.5	32.6	34.5	42.4	15.0	100%
3/2/2007	5	5,981	46.0	53.4	50.6	53.3	60.5	41.0	47.6	45.1	47.5	55.5	36.0	41.8	39.6	41.7	50.5	16.0	97%
3/3/2007	6	5,849	54.0	59.9	56.0	58.0	68.0	49.0	54.4	50.8	52.4	63.0	44.0	48.8	45.7	46.9	58.0	11.0	41%
3/4/2007	7	7,070	45.0	51.8	48.9	51.0	58.8	40.0	46.0	43.5	45.3	53.8	35.0	40.3	38.1	39.5	48.8	15.0	78%
3/5/2007	1	7,799	66.0	70.0	65.2	68.0	78.1	61.0	64.7	60.2	62.7	73.1	56.0	59.4	55.3	57.4	68.1	6.0	42%
3/6/2007	2	6,990	55.0	58.3	54.3	58.3	65.0	50.0	53.0	49.4	53.0	60.0	45.0	47.7	44.4	47.7	55.0	6.0	100%
3/7/2007	3	5,496	53.0	55.7	52.0	54.9	61.4	48.0	50.4	47.1	49.7	56.4	43.0	45.2	42.2	44.4	51.4	5.0	78%
3/8/2007	4	4,738	41.0	45.9	43.1	45.9	52.3	36.0	40.3	37.8	40.3	47.3	31.0	34.7	32.6	34.7	42.3	12.0	100%
3/9/2007	5	4,628	29.0	32.8	30.8	31.7	37.6	24.0	27.1	25.5	26.1	32.6	19.0	21.5	20.2	20.4	27.6	13.0	68%
3/10/2007	6	3,347	30.0	31.8	29.6	29.8	35.2	25.0	26.5	24.7	24.5	30.2	20.0	21.2	19.8	19.2	25.2	6.0	39%
3/11/2007	7	3,575	24.0	26.2	24.3	24.6	29.7	19.0	20.7	19.2	19.1	24.7	14.0	15.3	14.2	13.7	19.7	9.0	53%
3/12/2007	1	3,049	22.0	23.5	21.9	22.1	26.2	17.0	18.2	16.9	16.7	21.2	12.0	12.8	11.9	11.4	16.2	7.0	56%

3/13/2007	2	3,290	25.0	28.0	26.3	26.3	32.2	20.0	22.4	21.0	20.7	27.2	15.0	16.8	15.8	15.1	22.2	12.0	50%
3/14/2007	3	4,607	36.0	39.6	36.9	37.7	45.0	31.0	34.1	31.8	32.2	40.0	26.0	28.6	26.7	26.7	35.0	10.0	44%
3/15/2007	4	5,617	45.0	49.5	46.1	49.2	56.1	40.0	44.0	41.0	43.7	51.1	35.0	38.5	35.9	38.2	46.1	10.0	92%
3/16/2007	5	5,184	45.0	46.8	43.9	46.1	50.8	40.0	41.6	39.0	40.9	45.8	35.0	36.4	34.1	35.7	40.8	4.0	78%
3/17/2007	6	4,515	42.0	42.8	40.4	41.4	42.0	37.0	37.7	35.6	36.3	37.0	32.0	32.6	30.8	31.2	32.0	2.0	56%
3/18/2007	7	5,074	32.0	36.2	34.0	36.1	41.4	27.0	30.5	28.7	30.4	36.4	22.0	24.9	23.4	24.8	31.4	13.0	97%
3/19/2007	1	6,608	42.0	49.1	46.7	47.5	55.7	37.0	43.3	41.2	41.6	50.7	32.0	37.4	35.6	35.8	45.7	17.0	50%
3/20/2007	2	5,303	40.0	46.4	44.0	45.9	52.8	35.0	40.6	38.5	40.1	47.8	30.0	34.8	33.0	34.3	42.8	16.0	84%
3/21/2007	3	3,887	24.0	27.6	26.1	27.4	31.9	19.0	21.9	20.7	21.7	26.9	14.0	16.1	15.2	15.9	21.9	15.0	95%
3/22/2007	4	4,203	31.0	33.8	31.4	33.0	38.3	26.0	28.3	26.3	27.6	33.3	21.0	22.9	21.3	22.1	28.3	9.0	77%
3/23/2007	5	3,275	23.0	24.2	22.6	22.9	26.2	18.0	18.9	17.7	17.6	21.2	13.0	13.7	12.8	12.4	16.2	5.0	62%
3/24/2007	6	2,315	16.0	17.0	15.8	16.1	18.5	11.0	11.7	10.9	10.8	13.5	6.0	6.4	5.9	5.5	8.5	6.0	73%
3/25/2007	7	2,276	12.0	12.8	11.9	12.5	12.0	7.0	7.5	7.0	7.2	7.0	2.0	2.1	2.0	1.8	2.0	7.0	91%
3/26/2007	1	3,184	11.0	12.0	11.1	11.2	11.0	6.0	6.5	6.1	5.7	6.0	1.0	1.1	1.0	0.3	1.0	9.0	75%
3/27/2007	2	3,455	23.0	25.5	23.9	23.5	29.3	18.0	20.0	18.7	18.0	24.3	13.0	14.4	13.5	12.4	19.3	11.0	40%
3/28/2007	3	4,215	26.0	30.2	28.6	30.2	34.8	21.0	24.4	23.1	24.4	29.8	16.0	18.6	17.6	18.6	24.8	16.0	100%
3/29/2007	4	4,528	25.0	27.8	25.9	27.8	31.8	20.0	22.2	20.8	22.2	26.8	15.0	16.7	15.6	16.7	21.8	11.0	100%
3/30/2007	5	4,169	31.0	35.0	32.9	35.0	40.1	26.0	29.4	27.6	29.4	35.1	21.0	23.7	22.3	23.7	30.1	13.0	100%
3/31/2007	6	3,789	30.0	31.8	29.6	31.8	35.2	25.0	26.5	24.7	26.5	30.2	20.0	21.2	19.8	21.2	25.2	6.0	100%
4/1/2007	7	4,093	28.0	30.8	28.7	30.8	35.1	23.0	25.3	23.6	25.3	30.1	18.0	19.8	18.5	19.8	25.1	10.0	100%
4/2/2007	1	4,717	35.0	39.6	37.2	39.6	45.2	30.0	33.9	31.9	33.9	40.2	25.0	28.3	26.6	28.3	35.2	13.0	100%
4/3/2007	2	6,201	45.0	51.8	48.9	51.8	58.8	40.0	46.0	43.5	46.0	53.8	35.0	40.3	38.1	40.3	48.8	15.0	100%
4/4/2007	3	6,086	47.0	54.1	51.1	53.7	61.3	42.0	48.3	45.7	47.9	56.3	37.0	42.6	40.2	42.2	51.3	15.0	89%
4/5/2007	4	6,039	54.0	60.5	56.7	58.2	68.6	49.0	54.9	51.5	52.6	63.6	44.0	49.3	46.2	47.0	58.6	12.0	31%
4/6/2007	5	6,384	52.0	60.3	57.2	57.9	68.2	47.0	54.5	51.7	52.1	63.2	42.0	48.7	46.2	46.3	58.2	16.0	28%
4/7/2007	6	6,215	47.0	53.1	49.9	50.4	60.4	42.0	47.5	44.6	44.8	55.4	37.0	41.8	39.3	39.1	50.4	13.0	19%
4/8/2007	7	5,533	47.0	50.3	46.7	47.6	56.4	42.0	44.9	41.7	42.3	51.4	37.0	39.6	36.8	36.9	46.4	7.0	20%
4/9/2007	1	4,991	44.0	45.3	42.6	42.7	44.0	39.0	40.2	37.8	37.5	39.0	34.0	35.0	32.9	32.4	34.0	3.0	20%
4/10/2007	2	4,435	34.0	37.4	34.9	36.2	42.5	29.0	31.9	29.7	30.7	37.5	24.0	26.4	24.6	25.2	32.5	10.0	63%
4/11/2007	3	4,275	31.0	34.1	31.8	33.8	38.8	26.0	28.6	26.7	28.3	33.8	21.0	23.1	21.5	22.8	28.8	10.0	92%
4/12/2007	4	3,664	30.0	32.4	30.0	30.7	36.5	25.0	27.0	25.0	25.3	31.5	20.0	21.6	20.0	19.9	26.5	8.0	48%
4/13/2007	5	3,124	28.0	30.2	28.0	27.7	34.1	23.0	24.8	23.0	22.3	29.1	18.0	19.4	18.0	16.9	24.1	8.0	23%
4/14/2007	6	3,177	25.0	26.5	24.7	23.8	29.2	20.0	21.2	19.8	18.5	24.2	15.0	15.9	14.8	13.2	19.2	6.0	19%
4/15/2007	7	2,607	21.0	21.6	20.3	19.2	21.0	16.0	16.5	15.5	14.0	16.0	11.0	11.3	10.7	8.9	11.0	3.0	26%
4/16/2007	1	2,950	15.0	16.4	15.2	15.2	15.0	10.0	10.9	10.1	9.7	10.0	5.0	5.5	5.1	4.3	5.0	9.0	64%
4/17/2007	2	2,959	22.0	23.1	21.6	21.0	25.0	17.0	17.9	16.7	15.8	20.0	12.0	12.6	11.8	10.5	15.0	5.0	37%
4/18/2007	3	3,076	21.0	22.3	20.7	19.6	24.5	16.0	17.0	15.8	14.3	19.5	11.0	11.7	10.9	9.0	14.5	6.0	20%
4/19/2007	4	2,541	16.0	17.8	16.6	15.4	20.5	11.0	12.2	11.4	9.8	15.5	6.0	6.7	6.2	4.3	10.5	11.0	28%
4/20/2007	5	1,935	8.0	9.0	8.4	7.6	8.0	3.0	3.4	3.2	2.0	3.0	0.0	0.0	0.0	0.0	0.0	12.0	58%
4/21/2007	6	1,526	8.0	8.8	8.2	8.2	8.0	3.0	3.3	3.1	2.7	3.0	0.0	0.0	0.0	0.0	0.0	10.0	82%
4/22/2007	7	2,250	14.0	14.8	13.8	14.7	14.0	9.0	9.5	8.9	9.4	9.0	4.0	4.2	4.0	4.1	4.0	6.0	97%
4/23/2007	1	2,222	18.0	19.8	18.5	17.6	22.7	13.0	14.3	13.3	12.1	17.7	8.0	8.8	8.2	6.6	12.7	10.0	34%
4/24/2007	2	2,073	18.0	18.7	17.6	16.7	19.6	13.0	13.5	12.7	11.5	14.6	8.0	8.3	7.8	6.3	9.6	4.0	38%
4/25/2007	3	1,960	16.0	16.8	15.7	14.9	18.0	11.0	11.6	10.8	9.7	13.0	6.0	6.3	5.9	4.4	8.0	5.0	43%
4/26/2007	4	1,404	7.0	7.4	6.9	5.4	7.0	2.0	2.1	2.0	0.1	2.0	0.0	0.0	0.0	0.0	0.0	5.0	40%
4/27/2007	5	1,375	9.0	9.8	9.1	7.5	9.0	4.0	4.4	4.1	2.1	4.0	0.0	0.0	0.0	0.0	0.0	9.0	32%
4/28/2007	6	1,108	9.0	9.6	8.9	7.0	9.0	4.0	4.3	4.0	1.6	4.0	0.0	0.0	0.0	0.0	0.0	7.0	21%
4/29/2007	7	1,391	5.0	5.6	5.3	2.9	5.0	0.0	0.0	0.0	0.0	0.0	0.0	0.0	0.0	0.0	0.0	12.0	20%
4/30/2007	1	1,582	10.0	10.6	9.9	9.8	10.0	5.0	5.3	4.9	4.5	5.0	0.0	0.0	0.0	0.0	0.0	6.0	75%
5/1/2007	2	1,890	14.0	16.1	15.2	14.4	14.0	9.0	10.4	9.8	8.7	9.0	4.0	4.6	4.4	2.9	4.0	15.0	49%
5/2/2007	3	1,891	17.0	18.4	17.0	15.9	20.7	12.0	13.0	12.0	10.5	15.7	7.0	7.6	7.0	5.1	10.7	8.0	26%
5/3/2007	4	1,435	9.0	10.3	9.7	8.0	9.0	4.0	4.6	4.3	2.3	4.0	0.0	0.0	0.0	0.0	0.0	14.0	33%
5/4/2007	5	1,879	8.0	9.2	8.7	8.4	8.0	3.0	3.5	3.3	2.7	3.0	0.0	0.0	0.0	0.0	0.0	15.0	77%
5/5/2007	6	2,667	12.0	14.2	13.5	14.1	12.0	7.0	8.3	7.9	8.2	7.0	2.0	2.4	2.3	2.3	2.0	18.0	99%
5/6/2007	7	2,002	5.0	6.1	5.9	5.9	5.0	0.0	0.0	0.0	0.0	0.0	0.0	0.0	0.0	0.0	0.0	22.0	93%
5/7/2007	1	2,079	4.0	4.4	4.2	3.7	4.0	0.0	0.0	0.0	0.0	0.0	0.0	0.0	0.0	0.0	0.0	11.0	79%
5/8/2007	2	1,863	2.0	2.1	2.0	0.0	2.0	0.0	0.0	0.0	0.0	0.0	0.0	0.0	0.0	0.0	0.0	5.0	20%
5/9/2007	3	1,811	1.0	1.1	1.0	0.0	1.0	0.0	0.0	0.0	0.0	0.0	0.0	0.0	0.0	0.0	0.0	7.0	20%
5/10/2007	4	2,532	4.0	4.5	4.2	1.8	4.0	0.0	0.0	0.0	0.0	0.0	0.0	0.0	0.0	0.0	0.0	12.0	19%
5/11/2007	5	2,809	15.0	16.1	14.9	15.2	15.0	10.0	10.7	9.9	9.8	10.0	5.0	5.4	5.0	4.5	5.0	7.0	74%
5/12/2007	6	1,942	11.0	12.0	11.1	9.8	11.0	6.0	6.5	6.1	4.3	6.0	1.0	1.1	1.0	0.0	1.0	9.0	33%
5/13/2007	7	1,951	4.0	4.5	4.3	3.6	4.0	0.0	0.0	0.0	0.0	0.0	0.0	0.0	0.0	0.0	0.0	13.0	73%
5/14/2007	1	2,018	3.0	3.3	3.1	1.8	3.0	0.0	0.0	0.0	0.0	0.0	0.0	0.0	0.0	0.0	0.0	11.0	55%
5/15/2007	2	2,401	11.0	12.2	11.4	11.0	11.0	6.0	6.7	6.2	5.4	6.0	1.0	1.1	1.0	0.0	1.0	11.0	63%
5/16/2007	3	2,642	19.0	20.9	19.5	19.4	23.9	14.0	15.4	14.4	13.9	18.9	9.0	9.9	9.2	8.4	13.9	10.0	55%
5/17/2007	4	1,881	12.0	13.2	12.3	10.8	12.0	7.0	7.7	7.2	5.3	7.0	2.0	2.2	2.1	0.0	2.0	10.0	28%
5/18/2007	5	1,715	0.0	0.0	0.0	0.0	0.0	0.0	0.0	0.0	0.0	0.0	0.0	0.0	0.0	0.0	0.0	10.0	74%
5/19/2007	6	2,331	11.0	12.3	11.6	12.3	11.0	6.0	6.7	6.3	6.7	6.0	1.0	1.1	1.1	1.1	1.0	12.0	100%
5/20/2007	7	2,586	21.0	23.9	22.6	23.9	27.8	16.0	18.2	17.2	18.2	22.8	11.0	12.5	11.8	12.5	17.8	14.0	100%
5/21/2007	1	1,857	9.0	10.2	9.6	10.0	9.0	4.0	4.5	4.3	4.4	4.0	0.0	0.0	0.0	0.0	0.0	13.0	95%
5/22/2007	2	1,147	0.0	0.0	0.0	0.0	0.0	0.0	0.0	0.0	0.0	0.0	0.0	0.0	0.0	0.0	0.0	16.0	76%
5/23/2007	3	1,348	0.0	0.0	0.0	0.0	0.0	0.0	0.0	0.0	0.0	0.0	0.0	0.0	0.0	0.0	0.0	11.0	73%
5/24/2007	4	1,695	13.0	14.6	13.7	13.9	13.0	8.0	9.0	8.4	8.3	8.0	3.0	3.4	3.2	2.7	3.0	12.0	80%
5/25/2007	5	1,497	19.0	20.5	19.0	19.0	23.1	14.0	15.1	14.0	13.6	18.1	9.0	9.7	9.0	8.2	13.1	8.0	55%
5/26/2007	6	1,672	14.0	16.0	15.1	15.8	14.0	9.0	10.3	9.7	10.1	9.0	4.0	4.6	4.3	4.4	4.0	14.0	96%
5/27/2007	7	1,545	12.0	13.6	12.8	11.9	12.0	7.0	7.9	7.4	6.2	7.0	2.0	2.3	2.1	0.6	2.0	13.0	49%
5/28/2007	1	1,475	6.0	6.7	6.3	5.0	6.0	1.0	1.1	1.1	0.0	1.0	0.0	0.0	0.0	0.0	0.0	12.0	49%
5/29/2007	2	1,642	0.0	0.0	0.0	0.0	0.0	0.0	0.0	0.0	0.0	0.0	0.0	0.0	0.0	0.0	0.0	10.0	88%
5/30/2007	3	1,499	0.0	0.0	0.0	0.0	0.0	0.0	0.0	0.0	0.0	0.0	0.0	0.0	0.0	0.0	0.0	8.0	96%
5/31/2007	4	1,379	1.0	1.1	1.0	0.0	1.0	0.0	0.0	0.0	0.0	0.0	0.0	0.0	0.0	0.0	0.0	8.0	54%
6/1/2007	5	1,543	0.0	0.0	0.0	0.0	0.0	0.0	0.0	0.0	0.0	0.0	0.0	0.0	0.0	0.0	0.0	7.0	34%
6/2/2007	6	996	6.0	6.3	5.9	5.6	6.0	1.0	1.1	1.0	0.3	1.0	0.0	0.0	0.0	0.0	0.0	5.0	78%
6/3/2007	7	879	0.0	0.0	0.0	0.0	0.0	0.0	0.0	0.0	0.0	0.0	0.0	0.0	0.0	0.0	0.0	9.0	63%
6/4/2007	1	1,219	5.0	5.6	5.3	3.1	5.0	0.0	0.0	0.0	0.0	0.0	0.0	0.0	0.0	0.0	0.0	12.0	25%
6/5/2007	2	1,136	13.0	13.8	12.8	11.1	13.0	8.0	8.5	7.9	5.8	8.0	3.0	3.2	3.0	0.5	3.0	6.0	20%
6/6/2007	3	1,530	11.0	12.1	11.3	11.2	11.0	6.0	6.6	6.2	5.7	6.0	1.0	1.1	1.0	0.2	1.0	10.0	72%
6/7/2007	4	1,295	1.0	1.1	1.1	0.8	1.0	0.0	0.0	0.0	0.0	0.0	0.0	0.0	0.0	0.0	0.0	14.0	91%
6/8/2007	5	1,025	7.0	8.0	7.5	5.5	7.0	2.0	2.3	2.2	0.0	2.0	0.0	0.0	0.0	0.0	0.0	14.0	26%
6/9/2007	6	1,002	0.0	0.0	0.0	0.0	0.0	0.0	0.0	0.0	0.0	0.0	0.0	0.0	0.0	0.0	0.0	10.0	49%
6/10/2007	7	1,063	0.0	0.0	0.0	0.0	0.0	0.0	0.0	0.0	0.0	0.0	0.0	0.0	0.0	0.0	0.0	8.0	49%
6/11/2007	1	978	0.0	0.0	0.0	0.0	0.0	0.0	0.0	0.0	0.0	0.0	0.0	0.0	0.0	0.0	0.0	12.0	44%
6/12/2007	2	787	0.0	0.0	0.0	0.0	0.0	0.0	0.0	0.0	0.0	0.0	0.0	0.0	0.0	0.0	0.0	12.0	42%
6/13/2007	3	1,071	0.0	0.0	0.0	0.0	0.0	0.0	0.0	0.0	0.0	0.0	0.0	0.0	0.0	0.0	0.0	9.0	92%
6/14/2007	4	843	0.0	0.0	0.0	0.0	0.0	0.0	0.0	0.0	0.0	0.0	0.0	0.0	0.0	0.0	0.0	5.0	94%
6/15/2007	5	856	0.0	0.0	0.0	0.0	0.0	0.0	0.0	0.0	0.0	0.0	0.0	0.0	0.0	0.0	0.0	10.0	67%
6/16/2007	6	853	0.0	0.0	0.0	0.0	0.0	0.0	0.0	0.0	0.0	0.0	0.0	0.0	0.0	0.0	0.0	5.0	31%
6/17/2007	7	1,030	0.0	0.0	0.0	0.0	0.0	0.0	0.0	0.0	0.0	0.0	0.0	0.0	0.0	0.0	0.0	11.0	80%
6/18/2007	1	855	0.0	0.0	0.0	0.0	0.0	0.0	0.0	0.0	0.0	0.0	0.0	0.0	0.0	0.0	0.0	16.0	76%
6/19/2007	2	913	4.0	4.8	4.6	3.0	4.0	0.0	0.0	0.0	0.0	0.0	0.0	0.0	0.0	0.0	0.0	19.0	46%
6/20/2007	3	976	0.0	0.0	0.0	0.0	0.0	0.0	0.0	0.0	0.0	0.0	0.0	0.0	0.0	0.0	0.0	11.0	26%
6/21/2007	4	915	1.0	1.0	1.0	0.0	1.0	0.0	0.0	0.0	0.0	0.0	0.0	0.0	0.0	0.0	0.0	4.0	31%
6/22/2007	5	857	0.0	0.0	0.0	0.0	0.0	0.0	0.0	0.0	0.0	0.0	0.0	0.0	0.0	0.0	0.0	8.0	24%
6/23/2007	6	1,505	0.0	0.0	0.0	0.0	0.0	0.0	0.0	0.0	0.0	0.0	0.0	0.0	0.0	0.0	0.0	9.0	37%
6/24/2007	7	1,428	0.0	0.0	0.0	0.0	0.0	0.0	0.0	0.0	0.0	0.0	0.0	0.0	0.0	0.0	0.0	9.0	64%
6/25/2007	1	1,067	0.0	0.0	0.0	0.0	0.0	0.0	0.0	0.0	0.0	0.0	0.0	0.0	0.0	0.0	0.0	12.0	57%
6/26/2007	2	1,027	0.0	0.0	0.0	0.0	0.0	0.0	0.0	0.0	0.0	0.0	0.0	0.0	0.0	0.0	0.0	14.0	54%
6/27/2007	3	1,108	5.0	5.7	5.3	4.4	5.0	0.0	0.0	0.0	0.0	0.0	0.0	0.0	0.0	0.0	0.0	13.0	61%
6/28/2007	4	1,028	6.0	6.3	5.9	5.1	6.0	1.0	1.1	1.0	0.0	1.0	0.0	0.0	0.0	0.0	0.0	5.0	65%
6/29/2007	5	1,046	5.0	5.2	4.8	2.9	5.0	0.0	0.0	0.0	0.0	0.0	0.0	0.0	0.0	0.0	0.0	3.0	33%
6/30/2007	6	798	0.0	0.0	0.0	0.0	0.0	0.0	0.0	0.0	0.0	0.0	0.0	0.0	0.0	0.0	0.0	5.0	49%
7/1/2007	7	834	0.0	0.0	0.0	0.0	0.0	0.0	0.0	0.0	0.0	0.0	0.0	0.0	0.0	0.0	0.0	12.0	81%
7/2/2007	1	1,091	0.0	0.0	0.0	0.0	0.0	0.0	0.0	0.0	0.0	0.0	0.0	0.0	0.0	0.0	0.0	7.0	67%

7/3/2007	2	917	0.0	0.0	0.0	0.0	0.0	0.0	0.0	0.0	0.0	0.0	0.0	0.0	0.0	0.0	0.0	4.0	62%
7/4/2007	3	868	0.0	0.0	0.0	0.0	0.0	0.0	0.0	0.0	0.0	0.0	0.0	0.0	0.0	0.0	0.0	8.0	31%
7/5/2007	4	911	0.0	0.0	0.0	0.0	0.0	0.0	0.0	0.0	0.0	0.0	0.0	0.0	0.0	0.0	0.0	8.0	33%
7/6/2007	5	841	0.0	0.0	0.0	0.0	0.0	0.0	0.0	0.0	0.0	0.0	0.0	0.0	0.0	0.0	0.0	7.0	19%
7/7/2007	6	875	0.0	0.0	0.0	0.0	0.0	0.0	0.0	0.0	0.0	0.0	0.0	0.0	0.0	0.0	0.0	9.0	37%
7/8/2007	7	798	0.0	0.0	0.0	0.0	0.0	0.0	0.0	0.0	0.0	0.0	0.0	0.0	0.0	0.0	0.0	10.0	79%
7/9/2007	1	1,024	1.0	1.1	1.0	0.0	1.0	0.0	0.0	0.0	0.0	0.0	0.0	0.0	0.0	0.0	0.0	7.0	43%
7/10/2007	2	688	4.0	4.7	4.5	4.1	4.0	0.0	0.0	0.0	0.0	0.0	0.0	0.0	0.0	0.0	0.0	17.0	82%
7/11/2007	3	1,109	4.0	4.5	4.2	2.9	4.0	0.0	0.0	0.0	0.0	0.0	0.0	0.0	0.0	0.0	0.0	12.0	52%
7/12/2007	4	887	3.0	3.4	3.2	0.8	3.0	0.0	0.0	0.0	0.0	0.0	0.0	0.0	0.0	0.0	0.0	13.0	22%
7/13/2007	5	915	3.0	3.3	3.0	1.9	3.0	0.0	0.0	0.0	0.0	0.0	0.0	0.0	0.0	0.0	0.0	9.0	60%
7/14/2007	6	951	0.0	0.0	0.0	0.0	0.0	0.0	0.0	0.0	0.0	0.0	0.0	0.0	0.0	0.0	0.0	11.0	37%
7/15/2007	7	1,481	1.0	1.1	1.0	0.0	1.0	0.0	0.0	0.0	0.0	0.0	0.0	0.0	0.0	0.0	0.0	5.0	52%
7/16/2007	1	1,577	0.0	0.0	0.0	0.0	0.0	0.0	0.0	0.0	0.0	0.0	0.0	0.0	0.0	0.0	0.0	5.0	56%
7/17/2007	2	1,539	0.0	0.0	0.0	0.0	0.0	0.0	0.0	0.0	0.0	0.0	0.0	0.0	0.0	0.0	0.0	3.0	40%
7/18/2007	3	1,370	0.0	0.0	0.0	0.0	0.0	0.0	0.0	0.0	0.0	0.0	0.0	0.0	0.0	0.0	0.0	5.0	22%
7/19/2007	4	860	0.0	0.0	0.0	0.0	0.0	0.0	0.0	0.0	0.0	0.0	0.0	0.0	0.0	0.0	0.0	8.0	20%
7/20/2007	5	843	1.0	1.1	1.0	0.0	1.0	0.0	0.0	0.0	0.0	0.0	0.0	0.0	0.0	0.0	0.0	6.0	20%
7/21/2007	6	1,176	0.0	0.0	0.0	0.0	0.0	0.0	0.0	0.0	0.0	0.0	0.0	0.0	0.0	0.0	0.0	11.0	37%
7/22/2007	7	1,557	0.0	0.0	0.0	0.0	0.0	0.0	0.0	0.0	0.0	0.0	0.0	0.0	0.0	0.0	0.0	11.0	70%
7/23/2007	1	1,476	0.0	0.0	0.0	0.0	0.0	0.0	0.0	0.0	0.0	0.0	0.0	0.0	0.0	0.0	0.0	3.0	43%
7/24/2007	2	1,630	0.0	0.0	0.0	0.0	0.0	0.0	0.0	0.0	0.0	0.0	0.0	0.0	0.0	0.0	0.0	8.0	48%
7/25/2007	3	1,495	0.0	0.0	0.0	0.0	0.0	0.0	0.0	0.0	0.0	0.0	0.0	0.0	0.0	0.0	0.0	11.0	18%
7/26/2007	4	832	0.0	0.0	0.0	0.0	0.0	0.0	0.0	0.0	0.0	0.0	0.0	0.0	0.0	0.0	0.0	7.0	65%
7/27/2007	5	844	0.0	0.0	0.0	0.0	0.0	0.0	0.0	0.0	0.0	0.0	0.0	0.0	0.0	0.0	0.0	7.0	37%
7/28/2007	6	801	0.0	0.0	0.0	0.0	0.0	0.0	0.0	0.0	0.0	0.0	0.0	0.0	0.0	0.0	0.0	3.0	17%
7/29/2007	7	850	0.0	0.0	0.0	0.0	0.0	0.0	0.0	0.0	0.0	0.0	0.0	0.0	0.0	0.0	0.0	7.0	20%
7/30/2007	1	789	0.0	0.0	0.0	0.0	0.0	0.0	0.0	0.0	0.0	0.0	0.0	0.0	0.0	0.0	0.0	7.0	20%
7/31/2007	2	866	0.0	0.0	0.0	0.0	0.0	0.0	0.0	0.0	0.0	0.0	0.0	0.0	0.0	0.0	0.0	11.0	18%
8/1/2007	3	1,059	0.0	0.0	0.0	0.0	0.0	0.0	0.0	0.0	0.0	0.0	0.0	0.0	0.0	0.0	0.0	12.0	52%
8/2/2007	4	842	0.0	0.0	0.0	0.0	0.0	0.0	0.0	0.0	0.0	0.0	0.0	0.0	0.0	0.0	0.0	13.0	20%
8/3/2007	5	817	1.0	1.0	1.0	0.0	1.0	0.0	0.0	0.0	0.0	0.0	0.0	0.0	0.0	0.0	0.0	4.0	43%
8/4/2007	6	779	0.0	0.0	0.0	0.0	0.0	0.0	0.0	0.0	0.0	0.0	0.0	0.0	0.0	0.0	0.0	9.0	63%
8/5/2007	7	967	0.0	0.0	0.0	0.0	0.0	0.0	0.0	0.0	0.0	0.0	0.0	0.0	0.0	0.0	0.0	8.0	77%
8/6/2007	1	799	4.0	4.2	3.9	2.8	4.0	0.0	0.0	0.0	0.0	0.0	0.0	0.0	0.0	0.0	0.0	4.0	59%
8/7/2007	2	806	0.0	0.0	0.0	0.0	0.0	0.0	0.0	0.0	0.0	0.0	0.0	0.0	0.0	0.0	0.0	9.0	65%
8/8/2007	3	859	0.0	0.0	0.0	0.0	0.0	0.0	0.0	0.0	0.0	0.0	0.0	0.0	0.0	0.0	0.0	5.0	78%
8/9/2007	4	808	0.0	0.0	0.0	0.0	0.0	0.0	0.0	0.0	0.0	0.0	0.0	0.0	0.0	0.0	0.0	7.0	47%
8/10/2007	5	830	0.0	0.0	0.0	0.0	0.0	0.0	0.0	0.0	0.0	0.0	0.0	0.0	0.0	0.0	0.0	6.0	53%
8/11/2007	6	881	0.0	0.0	0.0	0.0	0.0	0.0	0.0	0.0	0.0	0.0	0.0	0.0	0.0	0.0	0.0	11.0	54%
8/12/2007	7	870	7.0	7.4	6.9	5.6	7.0	2.0	2.1	2.0	0.3	2.0	0.0	0.0	0.0	0.0	0.0	6.0	46%
8/13/2007	1	857	6.0	6.5	6.0	5.2	6.0	1.0	1.1	1.0	0.0	1.0	0.0	0.0	0.0	0.0	0.0	8.0	62%
8/14/2007	2	1,119	0.0	0.0	0.0	0.0	0.0	0.0	0.0	0.0	0.0	0.0	0.0	0.0	0.0	0.0	0.0	7.0	64%
8/15/2007	3	1,136	0.0	0.0	0.0	0.0	0.0	0.0	0.0	0.0	0.0	0.0	0.0	0.0	0.0	0.0	0.0	8.0	54%
8/16/2007	4	949	8.0	8.6	8.0	6.4	8.0	3.0	3.2	3.0	1.0	3.0	0.0	0.0	0.0	0.0	0.0	8.0	32%
8/17/2007	5	909	8.0	8.5	7.9	6.0	8.0	3.0	3.2	3.0	0.7	3.0	0.0	0.0	0.0	0.0	0.0	6.0	26%
8/18/2007	6	891	11.0	12.0	11.1	11.3	11.0	6.0	6.5	6.1	5.8	6.0	1.0	1.1	1.0	0.4	1.0	9.0	78%
8/19/2007	7	882	3.0	3.4	3.2	2.9	3.0	0.0	0.0	0.0	0.0	0.0	0.0	0.0	0.0	0.0	0.0	14.0	85%
8/20/2007	1	945	6.0	6.8	6.4	6.8	6.0	1.0	1.1	1.1	1.1	1.0	0.0	0.0	0.0	0.0	0.0	13.0	100%
8/21/2007	2	1,169	0.0	0.0	0.0	0.0	0.0	0.0	0.0	0.0	0.0	0.0	0.0	0.0	0.0	0.0	0.0	6.0	88%
8/22/2007	3	871	0.0	0.0	0.0	0.0	0.0	0.0	0.0	0.0	0.0	0.0	0.0	0.0	0.0	0.0	0.0	8.0	43%
8/23/2007	4	932	1.0	1.1	1.0	0.0	1.0	0.0	0.0	0.0	0.0	0.0	0.0	0.0	0.0	0.0	0.0	5.0	57%
8/24/2007	5	983	7.0	7.3	6.8	6.6	7.0	2.0	2.1	2.0	1.4	2.0	0.0	0.0	0.0	0.0	0.0	4.0	81%
8/25/2007	6	1,046	5.0	5.1	4.8	3.9	5.0	0.0	0.0	0.0	0.0	0.0	0.0	0.0	0.0	0.0	0.0	2.0	63%
8/26/2007	7	1,962	0.0	0.0	0.0	0.0	0.0	0.0	0.0	0.0	0.0	0.0	0.0	0.0	0.0	0.0	0.0	12.0	36%
8/27/2007	1	2,185	0.0	0.0	0.0	0.0	0.0	0.0	0.0	0.0	0.0	0.0	0.0	0.0	0.0	0.0	0.0	7.0	89%
8/28/2007	2	2,092	8.0	8.6	8.0	8.2	8.0	3.0	3.2	3.0	2.8	3.0	0.0	0.0	0.0	0.0	0.0	8.0	88%
8/29/2007	3	2,076	8.0	8.5	7.9	5.9	8.0	3.0	3.2	3.0	0.6	3.0	0.0	0.0	0.0	0.0	0.0	6.0	24%
8/30/2007	4	2,274	7.0	7.4	6.9	4.9	7.0	2.0	2.1	2.0	0.0	2.0	0.0	0.0	0.0	0.0	0.0	6.0	24%
8/31/2007	5	1,531	0.0	0.0	0.0	0.0	0.0	0.0	0.0	0.0	0.0	0.0	0.0	0.0	0.0	0.0	0.0	6.0	38%
9/1/2007	6	1,512	0.0	0.0	0.0	0.0	0.0	0.0	0.0	0.0	0.0	0.0	0.0	0.0	0.0	0.0	0.0	13.0	39%
9/2/2007	7	1,526	2.0	2.2	2.0	0.0	2.0	0.0	0.0	0.0	0.0	0.0	0.0	0.0	0.0	0.0	0.0	8.0	21%
9/3/2007	1	1,149	0.0	0.0	0.0	0.0	0.0	0.0	0.0	0.0	0.0	0.0	0.0	0.0	0.0	0.0	0.0	8.0	44%
9/4/2007	2	750	1.0	1.1	1.0	0.0	1.0	0.0	0.0	0.0	0.0	0.0	0.0	0.0	0.0	0.0	0.0	7.0	28%
9/5/2007	3	994	0.0	0.0	0.0	0.0	0.0	0.0	0.0	0.0	0.0	0.0	0.0	0.0	0.0	0.0	0.0	11.0	33%
9/6/2007	4	965	0.0	0.0	0.0	0.0	0.0	0.0	0.0	0.0	0.0	0.0	0.0	0.0	0.0	0.0	0.0	6.0	100%
9/7/2007	5	1,061	7.0	7.7	7.2	6.8	7.0	2.0	2.2	2.1	1.3	2.0	0.0	0.0	0.0	0.0	0.0	10.0	72%
9/8/2007	6	1,909	17.0	17.9	16.7	17.3	19.1	12.0	12.6	11.8	12.0	14.1	7.0	7.4	6.9	6.8	9.1	5.0	83%
9/9/2007	7	2,468	17.0	17.9	16.7	16.4	19.1	12.0	12.6	11.8	11.2	14.1	7.0	7.4	6.9	5.9	9.1	5.0	57%
9/10/2007	1	1,642	10.0	10.9	10.1	9.5	10.0	5.0	5.5	5.1	4.0	5.0	0.0	0.0	0.0	0.0	0.0	9.0	57%
9/11/2007	2	1,567	20.0	23.4	22.3	22.5	27.3	15.0	17.6	16.7	16.7	22.3	10.0	11.7	11.1	10.8	17.3	17.0	73%
9/12/2007	3	1,251	19.0	20.7	19.2	18.2	23.5	14.0	15.3	14.2	12.8	18.5	9.0	9.8	9.1	7.3	13.5	9.0	25%
9/13/2007	4	2,177	18.0	20.9	19.8	20.1	24.4	13.0	15.1	14.3	14.3	19.4	8.0	9.3	8.8	8.5	14.4	16.0	78%
9/14/2007	5	2,836	26.0	29.4	27.6	28.5	33.8	21.0	23.7	22.3	22.9	28.8	16.0	18.1	17.0	17.2	23.8	13.0	74%
9/15/2007	6	1,501	17.0	18.5	17.2	16.5	21.1	12.0	13.1	12.2	11.0	16.1	7.0	7.6	7.1	5.6	11.1	9.0	38%
9/16/2007	7	1,677	8.0	8.6	8.0	5.3	8.0	3.0	3.2	3.0	0.0	3.0	0.0	0.0	0.0	0.0	0.0	8.0	1%
9/17/2007	1	1,995	6.0	6.4	6.0	5.8	6.0	1.0	1.1	1.0	0.5	1.0	0.0	0.0	0.0	0.0	0.0	7.0	82%
9/18/2007	2	2,011	7.0	7.4	6.9	7.4	7.0	2.0	2.1	2.0	2.1	2.0	0.0	0.0	0.0	0.0	0.0	5.0	100%
9/19/2007	3	1,942	16.0	17.4	16.2	16.5	19.8	11.0	12.0	11.1	11.0	14.8	6.0	6.5	6.1	5.6	9.8	9.0	71%
9/20/2007	4	1,523	15.0	16.8	15.8	16.7	15.0	10.0	11.2	10.5	11.1	10.0	5.0	5.6	5.3	5.5	5.0	12.0	96%
9/21/2007	5	1,622	6.0	6.7	6.3	6.0	6.0	1.0	1.1	1.1	0.4	1.0	0.0	0.0	0.0	0.0	0.0	12.0	79%
9/22/2007	6	1,232	7.0	7.6	7.1	4.3	7.0	2.0	2.2	2.0	0.0	2.0	0.0	0.0	0.0	0.0	0.0	9.0	0%
9/23/2007	7	868	0.0	0.0	0.0	0.0	0.0	0.0	0.0	0.0	0.0	0.0	0.0	0.0	0.0	0.0	0.0	15.0	1%
9/24/2007	1	1,239	1.0	1.1	1.0	0.0	1.0	0.0	0.0	0.0	0.0	0.0	0.0	0.0	0.0	0.0	0.0	9.0	67%
9/25/2007	2	2,209	19.0	21.1	19.7	20.8	24.3	14.0	15.5	14.5	15.2	19.3	9.0	10.0	9.3	9.7	14.3	11.0	90%
9/26/2007	3	1,854	15.0	16.1	14.9	15.0	15.0	10.0	10.7	9.9	9.6	10.0	5.0	5.4	5.0	4.3	5.0	7.0	68%
9/27/2007	4	1,721	11.0	11.9	11.0	10.4	11.0	6.0	6.5	6.0	5.0	6.0	1.0	1.1	1.0	0.0	1.0	8.0	55%
9/28/2007	5	1,387	16.0	17.3	16.0	14.9	19.5	11.0	11.9	11.0	9.5	14.5	6.0	6.5	6.0	4.1	9.5	8.0	30%
9/29/2007	6	1,022	2.0	2.3	2.2	1.0	2.0	0.0	0.0	0.0	0.0	0.0	0.0	0.0	0.0	0.0	0.0	15.0	60%
9/30/2007	7	2,039	7.0	7.6	7.1	7.0	7.0	2.0	2.2	2.0	1.5	2.0	0.0	0.0	0.0	0.0	0.0	9.0	80%
10/1/2007	1	1,881	15.0	15.9	14.8	13.8	15.0	10.0	10.6	9.9	8.5	10.0	5.0	5.3	4.9	3.2	5.0	6.0	38%
10/2/2007	2	2,053	6.0	6.7	6.3	5.9	6.0	1.0	1.1	1.1	0.3	1.0	0.0	0.0	0.0	0.0	0.0	12.0	76%
10/3/2007	3	1,744	10.0	10.6	9.9	8.2	10.0	5.0	5.3	4.9	2.9	5.0	0.0	0.0	0.0	0.0	0.0	6.0	28%
10/4/2007	4	1,927	10.0	10.6	9.9	8.8	10.0	5.0	5.3	4.9	3.5	5.0	0.0	0.0	0.0	0.0	0.0	6.0	47%
10/5/2007	5	1,635	15.0	16.8	15.8	16.6	15.0	10.0	11.2	10.5	11.0	10.0	5.0	5.6	5.3	5.4	5.0	12.0	95%
10/6/2007	6	1,122	5.0	5.5	5.1	4.9	5.0	0.0	0.0	0.0	0.0	0.0	0.0	0.0	0.0	0.0	0.0	10.0	83%
10/7/2007	7	1,548	8.0	8.6	8.0	8.4	8.0	3.0	3.2	3.0	3.0	3.0	0.0	0.0	0.0	0.0	0.0	7.0	94%
10/8/2007	1	2,365	19.0	20.9	19.5	20.9	23.9	14.0	15.4	14.4	15.4	18.9	9.0	9.9	9.2	9.9	13.9	10.0	100%
10/9/2007	2	3,302	28.0	33.3	31.9	33.3	38.2	23.0	27.4	26.2	27.4	33.2	18.0	21.4	20.5	21.4	28.2	19.0	100%
10/10/2007	3	3,023	25.0	27.3	25.3	27.3	30.9	20.0	21.8	20.3	21.8	25.9	15.0	16.4	15.2	16.4	20.9	9.0	100%
10/11/2007	4	2,481	22.0	23.8	22.0	23.5	26.8	17.0	18.4	17.0	18.1	21.8	12.0	13.0	12.0	12.7	16.8	8.0	93%
10/12/2007	5	2,468	23.0	23.9	22.4	23.9	25.4	18.0	18.7	17.6	18.7	20.4	13.0	13.5	12.7	13.5	15.4	4.0	99%
10/13/2007	6	2,117	17.0	17.3	16.4	16.9	17.0	12.0	12.2	11.6	11.8	12.0	7.0	7.1	6.7	6.7	7.0	2.0	88%
10/14/2007	7	2,985	21.0	21.6	20.3	20.4	21.0	16.0	16.5	15.5	15.2	16.0	11.0	11.3	10.7	10.1	11.0	3.0	62%
10/15/2007	1	2,903	20.0	21.8	20.3	20.5	24.8	15.0	16.4	15.2	15.0	19.8	10.0	10.9	10.1	9.6	14.8	9.0	60%
10/16/2007	2	3,218	21.0	23.1	21.5	23.1	26.4	16.0	17.6	16.4	17.6	21.4	11.0	12.1	11.3	12.1	16.4	10.0	100%
10/17/2007	3	2,432	16.0	17.4	16.2	17.4	19.8	11.0	12.0	11.1	12.0	14.8	6.0	6.5	6.1	6.5	9.8	9.0	100%
10/18/2007	4	2,138	15.0	16.8	15.8	16.8	15.0	10.0	11.2	10.5	11.2	10.0	5.0	5.6	5.3	5.6	5.0	12.0	100%
10/19/2007	5	2,570	18.0	21.4	20.5	21.3	25.1	13.0	15.5	14.8	15.4	20.1	8.0	9.5	9.1	9.4	15.1	19.0	97%
10/20/2007	6	1,965	20.0	21.2	19.8	19.7	23.3	15.0	15.9	14.8	14.4	18.3	10.0	10.6	9.9	9.1	13.3	6.0	56%
10/21/2007	7	2,713	20.0	21.0	19.6	20.7	22.7	15.0	15.8	14.7	15.5	17.7	10.0	10.5	9.8	10.2	12.7	5.0	92%
10/22/2007	1	2,641	24.0	25.9	24.0	23.1	29.2	19.0	20.5	19.0	17.7	24.2	14.0	15.1	14.0	12.3	19.2	8.0	14%

10/23/2007	2	2,854	19.0	21.5	20.2	20.6	24.9	14.0	15.8	14.9	15.0	19.9	9.0	10.2	9.6	9.3	14.9	13.0	75%
10/24/2007	3	2,734	24.0	25.2	23.6	22.5	27.4	19.0	20.0	18.6	17.3	22.4	14.0	14.7	13.7	12.0	17.4	5.0	19%
10/25/2007	4	2,071	12.0	13.7	12.9	10.4	12.0	7.0	8.0	7.5	4.7	7.0	2.0	2.3	2.2	0.0	2.0	14.0	3%
10/26/2007	5	2,880	24.0	25.7	23.9	24.0	28.7	19.0	20.3	18.9	18.7	23.7	14.0	15.0	13.9	13.3	18.7	7.0	51%
10/27/2007	6	3,393	28.0	30.2	28.0	27.3	34.1	23.0	24.8	23.0	21.9	29.1	18.0	19.4	18.0	16.5	24.1	8.0	13%
10/28/2007	7	3,442	27.0	29.2	27.0	26.3	32.8	22.0	23.8	22.0	20.9	27.8	17.0	18.4	17.0	15.5	22.8	8.0	15%
10/29/2007	1	2,770	17.0	17.7	16.6	15.0	18.4	12.0	12.5	11.7	9.8	13.4	7.0	7.3	6.8	4.6	8.4	4.0	21%
10/30/2007	2	2,827	12.0	12.8	11.9	10.8	12.0	7.0	7.5	7.0	5.5	7.0	2.0	2.1	2.0	0.1	2.0	7.0	40%
10/31/2007	3	3,910	27.0	31.6	30.0	30.5	36.3	22.0	25.7	24.5	24.6	31.3	17.0	19.9	18.9	18.8	26.3	17.0	67%
11/1/2007	4	2,757	26.0	28.1	26.0	26.0	31.6	21.0	22.7	21.0	20.6	26.6	16.0	17.3	16.0	15.2	21.6	8.0	37%
11/2/2007	5	3,205	25.0	28.5	26.9	27.1	32.8	20.0	22.8	21.5	21.4	27.8	15.0	17.1	16.1	15.7	22.8	14.0	57%
11/3/2007	6	3,382	28.0	29.7	27.7	28.1	32.8	23.0	24.4	22.7	22.8	27.8	18.0	19.1	17.8	17.5	22.8	6.0	52%
11/4/2007	7	3,288	28.0	29.7	27.7	28.3	32.8	23.0	24.4	22.7	23.0	27.8	18.0	19.1	17.8	17.7	22.8	6.0	60%
11/5/2007	1	4,458	33.0	39.3	37.5	39.3	44.7	28.0	33.3	31.9	33.3	39.7	23.0	27.4	26.2	27.4	34.7	19.0	100%
11/6/2007	2	4,947	36.0	39.6	36.9	39.6	45.0	31.0	34.1	31.8	34.1	40.0	26.0	28.6	26.7	28.6	35.0	10.0	100%
11/7/2007	3	4,254	34.0	36.7	34.0	35.9	41.4	29.0	31.3	29.0	30.5	36.4	24.0	25.9	24.0	25.1	31.4	8.0	76%
11/8/2007	4	3,913	34.0	35.0	32.9	35.0	34.0	29.0	29.9	28.1	29.8	29.0	24.0	24.7	23.3	24.7	24.0	3.0	98%
11/9/2007	5	3,753	32.0	34.2	31.8	34.2	38.3	27.0	28.9	26.8	28.9	33.3	22.0	23.5	21.9	23.5	28.3	7.0	100%
11/10/2007	6	3,574	27.0	29.7	27.7	28.4	33.8	22.0	24.2	22.6	22.9	28.8	17.0	18.7	17.4	17.4	23.8	10.0	62%
11/11/2007	7	3,230	23.0	24.8	23.0	23.0	28.0	18.0	19.4	18.0	17.6	23.0	13.0	14.0	13.0	12.2	18.0	8.0	46%
11/12/2007	1	3,031	22.0	24.2	22.6	22.0	27.6	17.0	18.7	17.4	16.5	22.6	12.0	13.2	12.3	11.0	17.6	10.0	35%
11/13/2007	2	3,696	16.0	18.7	17.8	18.3	22.1	11.0	12.9	12.2	12.5	17.1	6.0	7.0	6.7	6.6	12.1	17.0	88%
11/14/2007	3	5,059	29.0	35.4	34.1	35.4	40.3	24.0	29.3	28.2	29.3	35.3	19.0	23.2	22.3	23.2	30.3	22.0	100%
11/15/2007	4	4,880	37.0	40.0	37.0	39.9	45.0	32.0	34.6	32.0	34.5	40.0	27.0	29.2	27.0	29.1	35.0	8.0	97%
11/16/2007	5	4,624	33.0	36.3	33.8	36.3	41.3	28.0	30.8	28.7	30.8	36.3	23.0	25.3	23.6	25.3	31.3	10.0	100%
11/17/2007	6	4,793	38.0	41.0	38.0	40.2	46.2	33.0	35.6	33.0	34.8	41.2	28.0	30.2	28.0	29.4	36.2	8.0	75%
11/18/2007	7	4,020	36.0	40.3	37.8	39.8	46.0	31.0	34.7	32.6	34.2	41.0	26.0	29.1	27.3	28.6	36.0	12.0	84%
11/19/2007	1	3,698	27.0	29.4	27.3	28.5	33.4	22.0	24.0	22.3	23.0	28.4	17.0	18.5	17.2	17.6	23.4	9.0	72%
11/20/2007	2	4,719	35.0	38.5	35.9	38.4	43.8	30.0	33.0	30.8	32.9	38.8	25.0	27.5	25.6	27.4	33.8	10.0	96%
11/21/2007	3	6,523	43.0	47.3	44.1	47.2	53.7	38.0	41.8	39.0	41.7	48.7	33.0	36.3	33.8	36.2	43.7	10.0	97%
11/22/2007	4	6,667	47.0	48.4	45.5	47.3	47.0	42.0	43.3	40.7	42.1	42.0	37.0	38.1	35.8	37.0	37.0	3.0	66%
11/23/2007	5	6,732	40.0	42.8	39.8	42.7	47.9	35.0	37.5	34.8	37.4	42.9	30.0	32.1	29.8	32.0	37.9	7.0	98%
11/24/2007	6	5,162	37.0	41.1	38.4	40.6	46.8	32.0	35.5	33.2	35.1	41.8	27.0	30.0	28.0	29.5	36.8	11.0	86%
11/25/2007	7	5,620	32.0	35.2	32.8	34.3	40.0	27.0	29.7	27.7	28.8	35.0	22.0	24.2	22.6	23.3	30.0	10.0	74%
11/26/2007	1	6,066	49.0	55.4	52.1	55.2	62.9	44.0	49.7	46.8	49.5	57.9	39.0	44.1	41.4	43.9	52.9	13.0	94%
11/27/2007	2	7,291	64.0	71.0	66.4	70.4	80.5	59.0	65.5	61.2	64.8	75.5	54.0	59.9	56.0	59.3	70.5	11.0	80%
11/28/2007	3	7,075	55.0	61.1	57.1	61.1	69.2	50.0	55.5	51.9	55.5	64.2	45.0	50.0	46.7	50.0	59.2	11.0	100%
11/29/2007	4	7,881	60.0	67.2	63.0	65.7	76.2	55.0	61.6	57.8	60.1	71.2	50.0	56.0	52.5	54.5	66.2	12.0	55%
11/30/2007	5	7,178	62.0	68.2	63.6	66.1	77.2	57.0	62.7	58.4	60.6	72.2	52.0	57.2	53.3	55.1	67.2	10.0	36%
12/1/2007	6	6,263	51.0	55.1	51.0	55.0	62.1	46.0	49.7	46.0	49.6	57.1	41.0	44.3	41.0	44.2	52.1	8.0	99%
12/2/2007	7	6,951	57.0	62.7	58.4	62.2	71.0	52.0	57.2	53.3	56.7	66.0	47.0	51.7	48.2	51.2	61.0	10.0	85%
12/3/2007	1	7,323	62.0	65.1	60.8	64.1	72.0	57.0	59.9	55.9	58.8	67.0	52.0	54.6	51.0	53.6	62.0	5.0	69%
12/4/2007	2	7,394	52.0	56.7	52.7	56.7	64.1	47.0	51.2	47.6	51.2	59.1	42.0	45.8	42.5	45.8	54.1	9.0	100%
12/5/2007	3	8,039	66.0	68.0	63.9	66.8	66.0	61.0	62.8	59.1	61.7	61.0	56.0	57.7	54.3	56.5	56.0	3.0	66%
12/6/2007	4	7,795	57.0	61.6	57.0	61.0	69.4	52.0	56.2	52.0	55.6	64.4	47.0	50.8	47.0	50.2	59.4	8.0	84%
12/7/2007	5	8,649	67.0	73.0	67.8	70.8	82.5	62.0	67.6	62.8	65.4	77.5	57.0	62.1	57.7	59.9	72.5	9.0	34%
12/8/2007	6	8,840	72.0	74.9	70.2	72.9	82.0	67.0	69.7	65.3	67.7	77.0	62.0	64.5	60.5	62.5	72.0	4.0	40%
12/9/2007	7	8,944	70.0	72.8	68.3	70.6	79.7	65.0	67.6	63.4	65.4	74.7	60.0	62.4	58.5	60.2	69.7	4.0	34%
12/10/2007	1	8,100	56.0	59.4	55.3	56.7	66.2	51.0	54.1	50.4	51.4	61.2	46.0	48.8	45.4	46.1	56.2	6.0	20%
12/11/2007	2	8,183	59.0	63.7	59.0	62.0	71.8	54.0	58.3	54.0	56.6	66.8	49.0	52.9	49.0	51.2	61.8	8.0	49%
12/12/2007	3	6,417	52.0	55.6	51.7	53.4	62.4	47.0	50.3	46.7	48.1	57.4	42.0	44.9	41.7	42.7	52.4	7.0	34%
12/13/2007	4	8,459	53.0	61.5	58.3	61.4	69.5	48.0	55.7	52.8	55.6	64.5	43.0	49.9	47.3	49.8	59.5	16.0	98%
12/14/2007	5	8,178	72.0	74.2	69.8	73.2	72.0	67.0	69.0	64.9	68.0	67.0	62.0	63.9	60.1	62.9	62.0	3.0	71%
12/15/2007	6	6,495	53.0	56.2	52.3	56.2	62.6	48.0	50.9	47.4	50.9	57.6	43.0	45.6	42.5	45.6	52.6	6.0	100%
12/16/2007	7	7,596	52.0	54.6	51.0	54.3	60.2	47.0	49.4	46.1	49.1	55.2	42.0	44.1	41.2	43.8	50.2	5.0	92%
12/17/2007	1	6,706	46.0	47.4	44.6	44.7	46.0	41.0	42.2	39.7	39.6	41.0	36.0	37.1	34.9	34.4	36.0	3.0	21%
12/18/2007	2	6,174	48.0	49.0	46.2	48.6	48.0	43.0	43.9	41.4	43.5	43.0	38.0	38.8	36.6	38.4	38.0	2.0	89%
12/19/2007	3	5,741	51.0	54.1	50.4	52.5	60.2	46.0	48.8	45.4	47.2	55.2	41.0	43.5	40.5	41.9	50.2	6.0	52%
12/20/2007	4	4,879	39.0	42.5	39.5	42.4	48.1	34.0	37.1	34.4	37.0	43.1	29.0	31.6	29.4	31.5	38.1	9.0	98%
12/21/2007	5	4,699	37.0	39.2	36.5	39.2	43.5	32.0	33.9	31.6	33.9	38.5	27.0	28.6	26.7	28.6	33.5	6.0	100%
12/22/2007	6	6,853	49.0	54.9	51.5	54.5	62.3	44.0	49.3	46.2	48.9	57.3	39.0	43.7	41.0	43.3	52.3	12.0	89%
12/23/2007	7	6,693	57.0	66.1	62.7	66.1	74.7	52.0	60.3	57.2	60.3	69.7	47.0	54.5	51.7	54.5	64.7	16.0	100%
12/24/2007	1	5,186	53.0	56.7	52.7	56.2	63.6	48.0	51.4	47.7	50.8	58.6	43.0	46.0	42.7	45.5	53.6	7.0	84%
12/25/2007	2	5,224	42.0	44.5	41.5	44.2	49.5	37.0	39.2	36.5	38.9	44.5	32.0	33.9	31.6	33.6	39.5	6.0	90%
12/26/2007	3	5,339	46.0	46.9	44.3	46.9	46.0	41.0	41.8	39.5	41.8	41.0	36.0	36.7	34.7	36.7	36.0	2.0	100%
12/27/2007	4	5,792	46.0	46.9	44.3	46.9	46.0	41.0	41.8	39.5	41.8	41.0	36.0	36.7	34.7	36.7	36.0	2.0	100%
12/28/2007	5	5,674	51.0	52.5	49.4	52.5	51.0	46.0	47.4	44.6	47.4	46.0	41.0	42.2	39.7	42.2	41.0	3.0	100%
12/29/2007	6	5,351	47.0	47.9	45.2	47.9	47.0	42.0	42.8	40.4	42.8	42.0	37.0	37.7	35.6	37.7	37.0	2.0	100%
12/30/2007	7	5,490	46.0	48.8	45.4	48.7	54.3	41.0	43.5	40.5	43.4	49.3	36.0	38.2	35.6	38.1	44.3	6.0	98%
12/31/2007	1	6,911	57.0	62.7	58.4	62.5	71.0	52.0	57.2	53.3	57.0	66.0	47.0	51.7	48.2	51.5	61.0	10.0	93%
1/1/2008	2	8,385	67.0	75.0	70.4	74.1	85.0	62.0	69.4	65.1	68.5	80.0	57.0	63.8	59.9	62.9	75.0	12.0	73%
1/2/2008	3	7,239	67.0	70.4	65.7	68.5	77.9	62.0	65.1	60.8	63.2	72.9	57.0	59.9	55.9	58.0	67.9	5.0	44%
1/3/2008	4	5,906	45.0	50.4	47.3	48.8	57.3	40.0	44.8	42.0	43.2	52.3	35.0	39.2	36.8	37.6	47.3	12.0	53%
1/4/2008	5	5,470	48.0	51.4	47.7	49.7	57.6	43.0	46.0	42.7	44.3	52.6	38.0	40.7	37.8	39.0	47.6	7.0	49%
1/5/2008	6	4,716	41.0	44.3	41.0	43.8	49.9	36.0	38.9	36.0	38.4	44.9	31.0	33.5	31.0	33.0	39.9	8.0	87%
1/6/2008	7	3,987	33.0	35.3	32.8	33.1	39.5	28.0	30.0	27.8	27.8	34.5	23.0	24.6	22.9	22.4	29.5	7.0	34%
1/7/2008	1	4,328	35.0	36.1	33.9	35.8	35.0	30.0	30.9	29.1	30.6	30.0	25.0	25.8	24.2	25.5	25.0	3.0	91%
1/8/2008	2	5,128	41.0	44.3	41.0	43.3	49.9	36.0	38.9	36.0	37.9	44.9	31.0	33.5	31.0	32.5	39.9	8.0	72%
1/9/2008	3	5,546	47.0	49.8	46.4	49.8	55.4	42.0	44.5	41.5	44.5	50.4	37.0	39.2	36.5	39.2	45.4	6.0	99%
1/10/2008	4	5,318	42.0	44.1	41.2	44.1	48.5	37.0	38.9	36.3	38.8	43.5	32.0	33.6	31.4	33.6	38.5	5.0	99%
1/11/2008	5	5,687	45.0	48.2	44.7	48.2	54.0	40.0	42.8	39.8	42.8	49.0	35.0	37.5	34.8	37.5	44.0	7.0	100%
1/12/2008	6	6,219	55.0	57.8	54.0	56.9	63.8	50.0	52.5	49.1	51.6	58.8	45.0	47.3	44.2	46.4	53.8	5.0	74%
1/13/2008	7	7,349	57.0	59.9	55.9	59.6	66.1	52.0	54.6	51.0	54.4	61.1	47.0	49.4	46.1	49.1	56.1	5.0	93%
1/14/2008	1	8,674	71.0	75.3	70.1	73.1	84.0	66.0	70.0	65.2	67.8	79.0	61.0	64.7	60.2	62.5	74.0	6.0	36%
1/15/2008	2	7,010	62.0	68.2	63.6	66.2	77.2	57.0	62.7	58.4	60.7	72.2	52.0	57.2	53.3	55.2	67.2	10.0	39%
1/16/2008	3	8,741	57.0	63.3	59.1	62.6	71.7	52.0	57.7	54.0	57.1	66.7	47.0	52.2	48.8	51.5	61.7	11.0	80%
1/17/2008	4	8,104	66.0	69.3	64.8	67.2	76.7	61.0	64.1	59.9	61.9	71.7	56.0	58.8	55.0	56.7	66.7	5.0	36%
1/18/2008	5	10,229	72.0	82.8	78.3	81.1	93.4	67.0	77.1	72.9	75.4	88.4	62.0	71.3	67.4	69.6	83.4	15.0	50%
1/19/2008	6	10,231	78.0	85.0	79.0	81.7	96.0	73.0	79.6	73.9	76.3	91.0	68.0	74.1	68.9	70.8	86.0	9.0	1%
1/20/2008	7	10,371	78.0	82.7	77.0	79.6	92.4	73.0	77.4	72.1	74.3	87.4	68.0	72.1	67.2	69.0	82.4	6.0	9%
1/21/2008	1	9,838	69.0	73.1	68.1	71.5	81.6	64.0	67.8	63.2	66.2	76.6	59.0	62.5	58.3	60.9	71.6	6.0	51%
1/22/2008	2	9,605	69.0	77.3	72.5	75.9	87.5	64.0	71.7	67.2	70.3	82.5	59.0	66.1	62.0	64.7	77.5	12.0	59%
1/23/2008	3	10,105	78.0	83.5	77.5	80.4	93.7	73.0	78.1	72.5	75.0	88.7	68.0	72.8	67.6	69.7	83.7	7.0	7%
1/24/2008	4	8,342	67.0	70.4	65.7	67.1	77.9	62.0	65.1	60.8	61.8	72.9	57.0	59.9	55.9	56.6	67.9	5.0	2%
1/25/2008	5	7,151	60.0	63.0	58.9	60.5	69.6	55.0	57.8	54.0	55.3	64.6	50.0	52.5	49.1	50.0	59.6	5.0	25%
1/26/2008	6	7,153	47.0	49.8	46.4	48.4	55.4	42.0	44.5	41.5	43.1	50.4	37.0	39.2	36.5	37.8	45.4	6.0	57%
1/27/2008	7	5,897	47.0	48.9	45.8	46.8	53.1	42.0	43.7	41.0	41.6	48.1	37.0	38.5	36.1	36.4	43.1	4.0	38%
1/28/2008	1	6,414	36.0	38.5	35.8	38.0	43.1	31.0	33.2	30.8	32.6	38.1	26.0	27.8	25.8	27.3	33.1	7.0	83%
1/29/2008	2	11,070	66.0	81.2	78.4	81.0	89.6	61.0	75.0	72.4	74.8	84.6	56.0	68.9	66.5	68.7	79.6	23.0	94%
1/30/2008	3	10,529	82.0	91.8	86.1	90.2	103.8	77.0	86.2	80.9	84.6	98.8	72.0	80.6	75.6	79.0	93.8	12.0	50%
1/31/2008	4	8,464	68.0	73.4	68.0	72.2	82.8	63.0	68.0	63.0	66.8	77.8	58.0	62.6	58.0	61.4	72.8	8.0	62%
2/1/2008	5	6,070	50.0	55.0	51.3	54.5	62.3	45.0	49.5	46.1	49.0	57.3	40.0	44.0	41.0	43.5	52.3	10.0	84%
2/2/2008	6	5,903	47.0	49.4	46.1	49.4	54.4	42.0	44.1	41.2	44.1	49.4	37.0	38.9	36.3	38.9	44.4	5.0	100%
2/3/2008	7	5,595	45.0	48.2	44.7	48.0	54.0	40.0	42.8	39.8	42.6	49.0	35.0	37.5	34.8	37.3	44.0	7.0	95%
2/4/2008	1	5,257	40.0	42.4	39.5	42.4	47.1	35.0	37.1	34.6	37.1	42.1	30.0	31.8	29.6	31.8	37.1	6.0	100%
2/5/2008	2	7,040	56.0	59.4	55.3	57.4	66.2	51.0	54.1	50.4	52.1	61.2	46.0	48.8	45.4	46.8	56.2	6.0	42%
2/6/2008	3	7,048	61.0	62.2	58.7	59.6	61.0	56.0	57.1	53.9	54.5	56.0	51.0	52.0	49.1	49.4	51.0	2.0	21%
2/7/2008	4	5,744	46.0	47.8	44.9	46.2	51.9	41.0	42.6	40.0	41.0	46.9	36.0	37.4	35.1	35.8	41.9	4.0	52%
2/8/2008	5	5,479	46.0	47.4	44.6	47.4	46.0	41.0	42.2	39.7	42.2	41.0	36.0	37.1	34.9	37.1	36.0	3.0	100%
2/9/2008	6	9,532	63.0	75.0	71.7	75.0	83.9	58.0	69.0	66.0	69.0	78.9	53.0	63.1	60.3	63.1	73.9	19.0	100%
2/10/2008	7	10,571	84.0	96.6	91.4	94.9	108.7	79.0	90.9	85.9	89.1	103.7	74.0	85.1	80.5	83.4	98.7	15.0	48%
2/11/2008	1	8,907	77.0	80.9	75.6	79.7	89.6	72.0	75.6	70.7	74.4	84.6	67.0	70.4	65.7	69.2	79.6	5.0	65%

2/12/2008	2	7,487	56.0	60.5	56.0	60.5	68.2	51.0	55.1	51.0	55.1	63.2	46.0	49.7	46.0	49.7	58.2	8.0	100%
2/13/2008	3	8,215	63.0	66.2	61.8	65.7	73.2	58.0	60.9	56.9	60.4	68.2	53.0	55.7	52.0	55.2	63.2	5.0	85%
2/14/2008	4	9,086	72.0	77.8	72.0	76.0	87.6	67.0	72.4	67.0	70.6	82.6	62.0	67.0	62.0	65.2	77.6	8.0	48%
2/15/2008	5	8,257	76.0	79.8	74.6	79.4	88.4	71.0	74.6	69.7	74.2	83.4	66.0	69.3	64.8	68.9	78.4	5.0	88%
2/16/2008	6	5,193	48.0	52.3	48.6	51.2	59.2	43.0	46.9	43.5	45.8	54.2	38.0	41.4	38.5	40.3	49.2	9.0	67%
2/17/2008	7	6,748	50.0	56.5	53.1	56.4	64.2	45.0	50.9	47.8	50.8	59.2	40.0	45.2	42.5	45.1	54.2	13.0	97%
2/18/2008	1	8,482	69.0	78.0	73.3	76.8	88.2	64.0	72.3	68.0	71.2	83.2	59.0	66.7	62.7	65.5	78.2	13.0	66%
2/19/2008	2	9,754	78.0	84.2	78.0	82.3	95.0	73.0	78.8	73.0	76.9	90.0	68.0	73.4	68.0	71.5	85.0	8.0	42%
2/20/2008	3	9,161	79.0	81.4	76.5	78.2	79.0	74.0	76.2	71.7	73.1	74.0	69.0	71.1	66.8	67.9	69.0	3.0	6%
2/21/2008	4	7,005	68.0	72.1	67.2	70.3	80.5	63.0	66.8	62.2	65.0	75.5	58.0	61.5	57.3	59.7	70.5	6.0	47%
2/22/2008	5	6,358	56.0	56.6	53.6	54.3	56.0	51.0	51.5	48.8	49.2	51.0	46.0	46.5	44.0	44.2	46.0	1.0	32%
2/23/2008	6	5,174	51.0	52.0	49.1	48.8	51.0	46.0	46.9	44.3	43.7	46.0	41.0	41.8	39.5	38.6	41.0	2.0	4%
2/24/2008	7	4,561	42.0	43.7	41.0	40.9	47.3	37.0	38.5	36.1	35.7	42.3	32.0	33.3	31.2	30.5	37.3	4.0	18%
2/25/2008	1	5,703	45.0	49.1	45.6	47.3	55.5	40.0	43.6	40.5	41.8	50.5	35.0	38.2	35.4	36.4	45.5	9.0	46%
2/26/2008	2	6,211	48.0	53.3	49.8	53.1	60.5	43.0	47.7	44.6	47.6	55.5	38.0	42.2	39.4	42.0	50.5	11.0	95%
2/27/2008	3	6,291	53.0	56.7	52.7	55.3	63.6	48.0	51.4	47.7	49.9	58.6	43.0	46.0	42.7	44.6	53.6	7.0	57%
2/28/2008	4	5,506	51.0	54.1	50.4	53.9	60.2	46.0	48.8	45.4	48.6	55.2	41.0	43.5	40.5	43.3	50.2	6.0	95%
2/29/2008	5	6,457	48.0	55.7	52.8	54.6	63.1	43.0	49.9	47.3	48.8	58.1	38.0	44.1	41.8	43.0	53.1	16.0	67%
3/1/2008	6	5,203	49.0	53.9	50.2	52.0	61.1	44.0	48.4	45.1	46.5	56.1	39.0	42.9	40.0	41.0	51.1	10.0	44%
3/2/2008	7	7,030	46.0	52.0	48.9	51.8	59.1	41.0	46.3	43.6	46.1	54.1	36.0	40.7	38.3	40.5	49.1	13.0	94%
3/3/2008	1	7,587	62.0	69.4	65.1	66.9	78.7	57.0	63.8	59.9	61.3	73.7	52.0	58.2	54.6	55.7	68.7	12.0	25%
3/4/2008	2	6,557	49.0	53.9	50.2	53.9	61.1	44.0	48.4	45.1	48.4	56.1	39.0	42.9	40.0	42.9	51.1	10.0	100%
3/5/2008	3	7,896	56.0	62.2	58.1	60.3	70.5	51.0	56.6	52.9	54.8	65.5	46.0	51.1	47.7	49.2	60.5	11.0	45%
3/6/2008	4	9,266	70.0	76.3	70.9	73.9	86.2	65.0	70.9	65.8	68.5	81.2	60.0	65.4	60.8	63.0	76.2	9.0	28%
3/7/2008	5	7,488	70.0	73.5	68.7	70.9	81.4	65.0	68.3	63.8	65.6	76.4	60.0	63.0	58.9	60.4	71.4	5.0	21%
3/8/2008	6	7,012	54.0	59.9	56.0	59.9	68.0	49.0	54.4	50.8	54.4	63.0	44.0	48.8	45.7	48.8	58.0	11.0	100%
3/9/2008	7	7,900	55.0	56.1	52.9	53.8	55.0	50.0	51.0	48.1	48.7	50.0	45.0	45.9	43.3	43.6	45.0	2.0	32%
3/10/2008	1	4,022	45.0	47.7	44.4	44.9	53.1	40.0	42.4	39.5	39.6	48.1	35.0	37.1	34.6	34.3	43.1	6.0	16%
3/11/2008	2	4,488	29.0	31.3	29.0	28.2	35.3	24.0	25.9	24.0	22.8	30.3	19.0	20.5	19.0	17.4	25.3	8.0	7%
3/12/2008	3	4,746	33.0	35.3	32.8	34.6	39.5	28.0	30.0	27.8	29.3	34.5	23.0	24.6	22.9	23.9	29.5	7.0	79%
3/13/2008	4	5,110	31.0	35.3	33.3	35.1	40.5	26.0	29.6	28.0	29.4	35.5	21.0	23.9	22.6	23.7	30.5	14.0	93%
3/14/2008	5	6,115	41.0	46.7	44.1	46.7	53.2	36.0	41.0	38.7	41.0	48.2	31.0	35.3	33.3	35.3	43.2	14.0	99%
3/15/2008	6	6,085	46.0	48.3	45.1	46.3	53.2	41.0	43.1	40.2	41.1	48.2	36.0	37.8	35.3	35.8	43.2	5.0	41%
3/16/2008	7	5,147	43.0	45.6	42.5	42.4	50.7	38.0	40.3	37.5	37.1	45.7	33.0	35.0	32.6	31.8	40.7	6.0	4%
3/17/2008	1	5,501	34.0	37.1	34.4	36.8	42.0	29.0	31.6	29.4	31.3	37.0	24.0	26.2	24.3	25.9	32.0	9.0	91%
3/18/2008	2	5,587	33.0	35.6	33.0	34.9	40.2	28.0	30.2	28.0	29.5	35.2	23.0	24.8	23.0	24.1	30.2	8.0	78%
3/19/2008	3	5,717	35.0	37.1	34.6	33.8	41.2	30.0	31.8	29.6	28.5	36.2	25.0	26.5	24.7	23.2	31.2	6.0	0%
3/20/2008	4	4,972	42.0	44.1	41.2	41.8	48.5	37.0	38.9	36.3	36.6	43.5	32.0	33.6	31.4	31.3	38.5	5.0	31%
3/21/2008	5	5,127	35.0	37.8	35.0	37.8	42.6	30.0	32.4	30.0	32.4	37.6	25.0	27.0	25.0	27.0	32.6	8.0	100%
3/22/2008	6	5,199	34.0	36.4	33.8	36.4	40.7	29.0	31.0	28.8	31.0	35.7	24.0	25.7	23.9	25.7	30.7	7.0	100%
3/23/2008	7	5,693	44.0	47.1	43.7	44.6	52.8	39.0	41.7	38.8	39.2	47.8	34.0	36.4	33.8	33.9	42.8	7.0	25%
3/24/2008	1	5,316	42.0	47.0	44.1	45.3	53.5	37.0	41.4	38.9	39.7	48.5	32.0	35.8	33.6	34.1	43.5	12.0	49%
3/25/2008	2	5,311	35.0	39.6	37.2	38.4	45.2	30.0	33.9	31.9	32.7	40.2	25.0	28.3	26.6	27.1	35.2	13.0	64%
3/26/2008	3	5,550	40.0	44.4	41.5	42.6	50.5	35.0	38.9	36.3	37.0	45.5	30.0	33.3	31.1	31.5	40.5	11.0	45%
3/27/2008	4	5,325	42.0	43.3	40.7	40.2	42.0	37.0	38.1	35.8	35.0	37.0	32.0	33.0	31.0	29.9	32.0	3.0	7%
3/28/2008	5	4,491	37.0	38.9	36.3	35.8	42.6	32.0	33.6	31.4	30.5	37.6	27.0	28.4	26.5	25.3	32.6	5.0	7%
3/29/2008	6	4,554	29.0	33.6	31.9	32.6	38.6	24.0	27.8	26.4	26.8	33.6	19.0	22.0	20.9	21.0	28.6	16.0	69%
3/30/2008	7	5,001	30.0	34.8	33.0	34.4	39.9	25.0	29.0	27.5	28.6	34.9	20.0	23.2	22.0	22.8	29.9	16.0	89%
3/31/2008	1	5,109	34.0	37.4	34.9	36.9	42.5	29.0	31.9	29.7	31.4	37.5	24.0	26.4	24.6	25.9	32.5	10.0	86%
4/1/2008	2	4,888	35.0	37.5	34.8	34.7	41.9	30.0	32.1	29.8	29.4	36.9	25.0	26.8	24.8	24.0	31.9	7.0	18%
4/2/2008	3	4,213	33.0	36.0	33.4	33.9	40.7	28.0	30.5	28.4	28.5	35.7	23.0	25.1	23.3	23.0	30.7	9.0	38%
4/3/2008	4	3,117	25.0	27.0	25.0	24.3	30.4	20.0	21.6	20.0	18.9	25.4	15.0	16.2	15.0	13.5	20.4	8.0	18%
4/4/2008	5	2,742	24.0	26.2	24.3	23.7	29.7	19.0	20.7	19.2	18.2	24.7	14.0	15.3	14.2	12.8	19.7	9.0	26%
4/5/2008	6	3,588	29.0	31.3	29.0	29.6	35.3	24.0	25.9	24.0	24.2	30.3	19.0	20.5	19.0	18.8	25.3	8.0	48%
4/6/2008	7	4,460	36.0	41.0	38.7	41.0	46.9	31.0	35.3	33.3	35.3	41.9	26.0	29.6	28.0	29.6	36.9	14.0	100%
4/7/2008	1	4,080	31.0	34.1	31.8	33.2	38.8	26.0	28.6	26.7	27.7	33.8	21.0	23.1	21.5	22.2	28.8	10.0	73%
4/8/2008	2	3,511	37.0	38.5	36.1	35.9	41.5	32.0	33.3	31.2	30.7	36.5	27.0	28.1	26.3	25.5	31.5	4.0	24%
4/9/2008	3	3,747	32.0	33.6	31.4	32.4	36.7	27.0	28.4	26.5	27.1	31.7	22.0	23.1	21.6	21.9	26.7	5.0	63%
4/10/2008	4	3,936	30.0	34.2	32.3	32.3	39.2	25.0	28.5	26.9	26.6	34.2	20.0	22.8	21.5	20.9	29.2	14.0	44%
4/11/2008	5	4,527	34.0	40.1	38.3	40.1	45.7	29.0	34.2	32.6	34.2	40.7	24.0	28.3	27.0	28.3	35.7	18.0	100%
4/12/2008	6	4,752	32.0	35.5	33.2	33.2	40.5	27.0	30.0	28.0	27.6	35.5	22.0	24.4	22.8	22.1	30.5	11.0	29%
4/13/2008	7	4,220	35.0	35.7	33.7	32.4	35.0	30.0	30.6	28.9	27.3	30.0	25.0	25.5	24.1	22.2	25.0	2.0	0%
4/14/2008	1	3,790	29.0	32.2	30.1	28.9	36.8	24.0	26.6	24.9	23.3	31.8	19.0	21.1	19.7	17.8	26.8	11.0	0%
4/15/2008	2	2,802	14.0	16.5	15.8	13.2	14.0	9.0	10.6	10.1	7.3	9.0	4.0	4.7	4.5	1.4	4.0	18.0	0%
4/16/2008	3	3,384	19.0	20.9	19.5	19.2	23.9	14.0	15.4	14.4	13.7	18.9	9.0	9.9	9.2	8.2	13.9	10.0	49%
4/17/2008	4	3,364	24.0	25.0	23.4	22.5	26.5	19.0	19.8	18.5	17.3	21.5	14.0	14.6	13.7	12.1	16.5	4.0	27%
4/18/2008	5	3,181	22.0	22.7	21.3	19.3	22.0	17.0	17.5	16.5	14.2	17.0	12.0	12.4	11.6	9.0	12.0	3.0	0%
4/19/2008	6	2,806	22.0	23.1	21.6	20.0	25.0	17.0	17.9	16.7	14.8	20.0	12.0	12.6	11.8	9.5	15.0	5.0	7%
4/20/2008	7	3,201	18.0	20.0	18.7	18.4	23.0	13.0	14.4	13.5	12.9	18.0	8.0	8.9	8.3	7.3	13.0	11.0	54%
4/21/2008	1	3,392	19.0	21.3	20.0	19.5	24.6	14.0	15.7	14.7	13.9	19.6	9.0	10.1	9.5	8.3	14.6	12.0	48%
4/22/2008	2	2,403	22.0	23.3	21.7	20.3	25.7	17.0	18.0	16.8	15.0	20.7	12.0	12.7	11.9	9.7	15.7	6.0	10%
4/23/2008	3	4,321	22.0	23.5	21.9	20.5	26.2	17.0	18.2	16.9	15.2	21.2	12.0	12.8	11.9	9.8	16.2	7.0	10%
4/24/2008	4	5,241	21.0	23.5	22.1	23.1	27.1	16.0	17.9	16.8	17.5	22.1	11.0	12.3	11.6	11.9	17.1	12.0	88%
4/25/2008	5	4,598	35.0	39.9	37.6	39.9	45.6	30.0	34.2	32.3	34.2	40.6	25.0	28.5	26.9	28.5	35.6	14.0	100%
4/26/2008	6	5,294	37.0	44.8	43.0	44.8	50.6	32.0	38.7	37.2	38.7	45.6	27.0	32.7	31.4	32.7	40.6	21.0	100%
4/27/2008	7	4,600	37.0	40.3	37.5	37.9	45.7	32.0	34.9	32.4	32.4	40.7	27.0	29.4	27.3	27.0	35.7	9.0	26%
4/28/2008	1	3,630	40.0	41.2	38.8	38.6	40.0	35.0	36.1	33.9	33.5	35.0	30.0	30.9	29.1	28.3	30.0	3.0	22%
4/29/2008	2	2,911	28.0	29.4	27.5	26.1	32.1	23.0	24.2	22.6	20.9	27.1	18.0	18.9	17.7	15.6	22.1	5.0	1%
4/30/2008	3	2,894	25.0	27.3	25.3	25.0	30.9	20.0	21.8	20.3	19.5	25.9	15.0	16.4	15.2	14.1	20.9	9.0	32%
5/1/2008	4	2,621	19.0	21.3	20.0	20.2	24.6	14.0	15.7	14.7	14.6	19.6	9.0	10.1	9.5	9.0	14.6	12.0	69%
5/2/2008	5	3,244	20.0	23.0	21.8	22.6	26.8	15.0	17.3	16.3	16.8	21.8	10.0	11.5	10.9	11.1	16.8	15.0	87%
5/3/2008	6	3,196	24.0	27.4	25.8	24.4	31.6	19.0	21.7	20.4	18.7	26.6	14.0	16.0	15.1	13.0	21.6	14.0	10%
5/4/2008	7	3,432	20.0	21.0	19.6	19.0	22.7	15.0	15.8	14.7	13.8	17.7	10.0	10.5	9.8	8.5	12.7	5.0	40%
5/5/2008	1	3,896	26.0	26.5	25.0	24.2	26.0	21.0	21.4	20.2	19.1	21.0	16.0	16.3	15.4	14.0	16.0	2.0	29%
5/6/2008	2	3,155	11.0	11.7	10.9	10.7	11.0	6.0	6.4	5.9	5.4	6.0	1.0	1.1	1.0	0.1	1.0	6.0	70%
5/7/2008	3	2,789	20.0	22.2	20.8	20.3	25.5	15.0	16.7	15.6	14.8	20.5	10.0	11.1	10.4	9.2	15.5	11.0	43%
5/8/2008	4	2,314	25.0	25.5	24.1	22.4	25.0	20.0	20.4	19.3	17.3	20.0	15.0	15.3	14.4	12.2	15.0	2.0	7%
5/9/2008	5	2,148	19.0	19.6	18.4	18.0	19.0	14.0	14.4	13.6	12.9	14.0	9.0	9.3	8.7	7.7	9.0	3.0	54%
5/10/2008	6	3,439	27.0	28.9	26.8	28.4	32.3	22.0	23.5	21.9	23.0	27.3	17.0	18.2	16.9	17.7	22.3	7.0	85%
5/11/2008	7	2,206	24.0	25.4	23.7	22.4	28.1	19.0	20.1	18.8	17.1	23.1	14.0	14.8	13.8	11.8	18.1	6.0	10%
5/12/2008	1	2,632	20.0	22.8	21.5	22.0	26.5	15.0	17.1	16.1	16.3	21.5	10.0	11.4	10.8	10.6	16.5	14.0	75%
5/13/2008	2	2,811	24.0	26.4	24.6	25.8	30.1	19.0	20.9	19.5	20.3	25.1	14.0	15.4	14.4	14.8	20.1	10.0	83%
5/14/2008	3	1,884	16.0	16.8	15.7	13.5	18.0	11.0	11.6	10.8	8.3	13.0	6.0	6.3	5.9	3.0	8.0	5.0	1%
5/15/2008	4	1,465	8.0	8.6	8.0	7.3	8.0	3.0	3.2	3.0	1.9	3.0	0.0	0.0	0.0	0.0	0.0	8.0	60%
5/16/2008	5	1,199	8.0	9.0	8.4	6.2	8.0	3.0	3.4	3.2	0.6	3.0	0.0	0.0	0.0	0.0	0.0	12.0	16%
5/17/2008	6	1,624	11.0	12.5	11.8	10.9	11.0	6.0	6.8	6.5	5.2	6.0	1.0	1.1	1.1	0.0	1.0	14.0	50%
5/18/2008	7	1,572	21.0	22.3	20.7	19.8	24.5	16.0	17.0	15.8	14.5	19.5	11.0	11.7	10.9	9.2	14.5	6.0	25%
5/19/2008	1	2,017	22.0	22.9	21.5	21.7	24.2	17.0	17.7	16.6	16.5	19.2	12.0	12.5	11.7	11.3	14.2	4.0	65%
5/20/2008	2	1,782	17.0	19.0	17.9	16.1	22.1	12.0	13.4	12.6	10.5	17.1	7.0	7.8	7.4	4.9	12.1	12.0	12%
5/21/2008	3	1,650	19.0	20.5	19.0	17.2	23.1	14.0	15.1	14.0	11.8	18.1	9.0	9.7	9.0	6.4	13.1	8.0	0%
5/22/2008	4	1,325	14.0	15.0	13.9	11.6	14.0	9.0	9.6	8.9	6.3	9.0	4.0	4.3	4.0	0.9	4.0	7.0	0%
5/23/2008	5	1,401	8.0	9.0	8.4	5.6	8.0	3.0	3.4	3.2	0.0	3.0	0.0	0.0	0.0	0.0	0.0	12.0	0%
5/24/2008	6	992	7.0	7.9	7.4	5.1	7.0	2.0	2.3	2.1	0.0	2.0	0.0	0.0	0.0	0.0	0.0	13.0	17%
5/25/2008	7	1,009	0.0	0.0	0.0	0.0	0.0	0.0	0.0	0.0	0.0	0.0	0.0	0.0	0.0	0.0	0.0	13.0	45%
5/26/2008	1	1,788	16.0	17.8	16.6	17.1	20.5	11.0	12.2	11.4	11.5	15.5	6.0	6.7	6.2	6.0	10.5	11.0	79%
5/27/2008	2	1,722	20.0	20.6	19.4	17.3	20.0	15.0	15.5	14.5	12.1	15.0	10.0	10.3	9.7	7.0	10.0	3.0	0%
5/28/2008	3	1,339	13.0	13.5	12.7	10.9	13.0	8.0	8.3	7.8	5.7	8.0	3.0	3.1	2.9	0.5	3.0	4.0	20%
5/29/2008	4	1,247	6.0	6.5	6.1	6.4	6.0	1.0	1.1	1.0	0.9	1.0	0.0	0.0	0.0	0.0	0.0	9.0	95%
5/30/2008	5	1,307	7.0	7.4	6.9	7.4	7.0	2.0	2.1	2.0	2.1	2.0	0.0	0.0	0.0	0.0	0.0	6.0	100%
5/31/2008	6	1,214	8.0	8.2	7.7	6.3	8.0	3.0	3.1	2.9	1.2	3.0	0.0	0.0	0.0	0.0	0.0	2.0	45%
6/1/2008	7	1,645	2.0	2.2	2.0	0.0	2.0	0.0	0.0	0.0	0.0	0.0	0.0	0.0	0.0	0.0	0.0	8.0	26%
6/2/2008	1	1,827	8.0	8.6	8.0	6.3	8.0	3.0	3.2	3.0	0.9	3.0	0.0	0.0	0.0	0.0	0.0	7.0	31%

6/3/2008	2	2,035	14.0	15.8	14.9	15.1	14.0	9.0	10.2	9.6	9.4	9.0	4.0	4.5	4.3	3.8	4.0	13.0	78%
6/4/2008	3	1,856	15.0	15.6	14.6	15.5	15.0	10.0	10.4	9.8	10.3	10.0	5.0	5.2	4.9	5.1	5.0	4.0	96%
6/5/2008	4	1,429	9.0	9.9	9.2	9.1	9.0	4.0	4.4	4.1	3.6	4.0	0.0	0.0	0.0	0.0	0.0	10.0	76%
6/6/2008	5	1,026	7.0	8.3	7.9	7.9	7.0	2.0	2.4	2.3	2.0	2.0	0.0	0.0	0.0	0.0	0.0	18.0	90%
6/7/2008	6	875	1.0	1.1	1.0	0.0	1.0	0.0	0.0	0.0	0.0	0.0	0.0	0.0	0.0	0.0	0.0	11.0	33%
6/8/2008	7	1,073	6.0	6.2	5.9	4.1	6.0	1.0	1.0	1.0	0.0	1.0	0.0	0.0	0.0	0.0	0.0	4.0	36%
6/9/2008	1	933	8.0	8.5	7.9	7.4	8.0	3.0	3.2	3.0	2.1	3.0	0.0	0.0	0.0	0.0	0.0	6.0	69%
6/10/2008	2	1,377	13.0	13.9	12.9	13.8	13.0	8.0	8.6	8.0	8.5	8.0	3.0	3.2	3.0	3.1	3.0	7.0	98%
6/11/2008	3	2,000	17.0	19.7	18.7	18.9	23.2	12.0	13.9	13.2	13.1	18.2	7.0	8.1	7.7	7.3	13.2	16.0	74%
6/12/2008	4	941	4.0	4.4	4.1	3.0	4.0	0.0	0.0	0.0	0.0	0.0	0.0	0.0	0.0	0.0	0.0	9.0	58%
6/13/2008	5	1,151	9.0	9.9	9.2	9.1	9.0	4.0	4.4	4.1	3.6	4.0	0.0	0.0	0.0	0.0	0.0	10.0	75%
6/14/2008	6	1,631	3.0	3.3	3.1	1.5	3.0	0.0	0.0	0.0	0.0	0.0	0.0	0.0	0.0	0.0	0.0	10.0	45%
6/15/2008	7	2,073	12.0	13.2	12.3	12.1	12.0	7.0	7.7	7.2	6.6	7.0	2.0	2.2	2.1	1.1	2.0	10.0	68%
6/16/2008	1	1,259	7.0	7.9	7.4	5.7	7.0	2.0	2.3	2.1	0.1	2.0	0.0	0.0	0.0	0.0	0.0	13.0	34%
6/17/2008	2	1,072	7.0	7.4	6.9	4.3	7.0	2.0	2.1	2.0	0.0	2.0	0.0	0.0	0.0	0.0	0.0	5.0	9%
6/18/2008	3	815	5.0	5.2	4.8	1.8	5.0	0.0	0.0	0.0	0.0	0.0	0.0	0.0	0.0	0.0	0.0	3.0	0%
6/19/2008	4	892	0.0	0.0	0.0	0.0	0.0	0.0	0.0	0.0	0.0	0.0	0.0	0.0	0.0	0.0	0.0	6.0	29%
6/20/2008	5	977	0.0	0.0	0.0	0.0	0.0	0.0	0.0	0.0	0.0	0.0	0.0	0.0	0.0	0.0	0.0	11.0	23%
6/21/2008	6	765	1.0	1.1	1.1	0.0	1.0	0.0	0.0	0.0	0.0	0.0	0.0	0.0	0.0	0.0	0.0	12.0	20%
6/22/2008	7	784	3.0	3.2	3.0	0.4	3.0	0.0	0.0	0.0	0.0	0.0	0.0	0.0	0.0	0.0	0.0	8.0	15%
6/23/2008	1	928	2.0	2.1	1.9	0.0	2.0	0.0	0.0	0.0	0.0	0.0	0.0	0.0	0.0	0.0	0.0	3.0	9%
6/24/2008	2	856	0.0	0.0	0.0	0.0	0.0	0.0	0.0	0.0	0.0	0.0	0.0	0.0	0.0	0.0	0.0	7.0	16%
6/25/2008	3	922	0.0	0.0	0.0	0.0	0.0	0.0	0.0	0.0	0.0	0.0	0.0	0.0	0.0	0.0	0.0	12.0	39%
6/26/2008	4	922	0.0	0.0	0.0	0.0	0.0	0.0	0.0	0.0	0.0	0.0	0.0	0.0	0.0	0.0	0.0	3.0	19%
6/27/2008	5	833	0.0	0.0	0.0	0.0	0.0	0.0	0.0	0.0	0.0	0.0	0.0	0.0	0.0	0.0	0.0	8.0	47%
6/28/2008	6	982	8.0	8.9	8.3	7.7	8.0	3.0	3.3	3.1	2.2	3.0	0.0	0.0	0.0	0.0	0.0	11.0	65%
6/29/2008	7	774	0.0	0.0	0.0	0.0	0.0	0.0	0.0	0.0	0.0	0.0	0.0	0.0	0.0	0.0	0.0	10.0	4%
6/30/2008	1	849	0.0	0.0	0.0	0.0	0.0	0.0	0.0	0.0	0.0	0.0	0.0	0.0	0.0	0.0	0.0	6.0	15%
7/1/2008	2	1,131	0.0	0.0	0.0	0.0	0.0	0.0	0.0	0.0	0.0	0.0	0.0	0.0	0.0	0.0	0.0	8.0	8%
7/2/2008	3	1,493	7.0	7.8	7.3	6.1	7.0	2.0	2.2	2.1	0.6	2.0	0.0	0.0	0.0	0.0	0.0	11.0	50%
7/3/2008	4	1,010	9.0	9.3	8.7	6.8	9.0	4.0	4.1	3.9	1.7	4.0	0.0	0.0	0.0	0.0	0.0	3.0	26%
7/4/2008	5	772	3.0	3.1	2.9	0.1	3.0	0.0	0.0	0.0	0.0	0.0	0.0	0.0	0.0	0.0	0.0	4.0	8%
7/5/2008	6	970	0.0	0.0	0.0	0.0	0.0	0.0	0.0	0.0	0.0	0.0	0.0	0.0	0.0	0.0	0.0	10.0	20%
7/6/2008	7	722	0.0	0.0	0.0	0.0	0.0	0.0	0.0	0.0	0.0	0.0	0.0	0.0	0.0	0.0	0.0	10.0	9%
7/7/2008	1	977	2.0	2.1	2.0	0.0	2.0	0.0	0.0	0.0	0.0	0.0	0.0	0.0	0.0	0.0	0.0	6.0	30%
7/8/2008	2	1,299	6.0	6.8	6.5	5.3	6.0	1.0	1.1	1.1	0.0	1.0	0.0	0.0	0.0	0.0	0.0	14.0	55%
7/9/2008	3	872	2.0	2.1	2.0	0.2	2.0	0.0	0.0	0.0	0.0	0.0	0.0	0.0	0.0	0.0	0.0	6.0	42%
7/10/2008	4	879	1.0	1.1	1.0	0.0	1.0	0.0	0.0	0.0	0.0	0.0	0.0	0.0	0.0	0.0	0.0	5.0	49%
7/11/2008	5	1,073	0.0	0.0	0.0	0.0	0.0	0.0	0.0	0.0	0.0	0.0	0.0	0.0	0.0	0.0	0.0	14.0	35%
7/12/2008	6	1,031	4.0	4.8	4.6	3.0	4.0	0.0	0.0	0.0	0.0	0.0	0.0	0.0	0.0	0.0	0.0	20.0	47%
7/13/2008	7	1,603	2.0	2.4	2.3	0.4	2.0	0.0	0.0	0.0	0.0	0.0	0.0	0.0	0.0	0.0	0.0	21.0	38%
7/14/2008	1	1,504	0.0	0.0	0.0	0.0	0.0	0.0	0.0	0.0	0.0	0.0	0.0	0.0	0.0	0.0	0.0	6.0	3%
7/15/2008	2	1,193	0.0	0.0	0.0	0.0	0.0	0.0	0.0	0.0	0.0	0.0	0.0	0.0	0.0	0.0	0.0	4.0	27%
7/16/2008	3	977	2.0	2.1	1.9	0.0	2.0	0.0	0.0	0.0	0.0	0.0	0.0	0.0	0.0	0.0	0.0	3.0	37%
7/17/2008	4	895	0.0	0.0	0.0	0.0	0.0	0.0	0.0	0.0	0.0	0.0	0.0	0.0	0.0	0.0	0.0	6.0	28%
7/18/2008	5	950	2.0	2.1	2.0	0.0	2.0	0.0	0.0	0.0	0.0	0.0	0.0	0.0	0.0	0.0	0.0	5.0	18%
7/19/2008	6	911	7.0	7.2	6.8	6.0	7.0	2.0	2.1	1.9	0.8	2.0	0.0	0.0	0.0	0.0	0.0	3.0	63%
7/20/2008	7	1,236	0.0	0.0	0.0	0.0	0.0	0.0	0.0	0.0	0.0	0.0	0.0	0.0	0.0	0.0	0.0	5.0	53%
7/21/2008	1	1,383	0.0	0.0	0.0	0.0	0.0	0.0	0.0	0.0	0.0	0.0	0.0	0.0	0.0	0.0	0.0	4.0	28%
7/22/2008	2	1,413	0.0	0.0	0.0	0.0	0.0	0.0	0.0	0.0	0.0	0.0	0.0	0.0	0.0	0.0	0.0	8.0	11%
7/23/2008	3	1,384	0.0	0.0	0.0	0.0	0.0	0.0	0.0	0.0	0.0	0.0	0.0	0.0	0.0	0.0	0.0	9.0	28%
7/24/2008	4	1,430	0.0	0.0	0.0	0.0	0.0	0.0	0.0	0.0	0.0	0.0	0.0	0.0	0.0	0.0	0.0	8.0	81%
7/25/2008	5	1,015	0.0	0.0	0.0	0.0	0.0	0.0	0.0	0.0	0.0	0.0	0.0	0.0	0.0	0.0	0.0	12.0	10%
7/26/2008	6	741	0.0	0.0	0.0	0.0	0.0	0.0	0.0	0.0	0.0	0.0	0.0	0.0	0.0	0.0	0.0	8.0	10%
7/27/2008	7	1,432	0.0	0.0	0.0	0.0	0.0	0.0	0.0	0.0	0.0	0.0	0.0	0.0	0.0	0.0	0.0	3.0	1%
7/28/2008	1	1,431	0.0	0.0	0.0	0.0	0.0	0.0	0.0	0.0	0.0	0.0	0.0	0.0	0.0	0.0	0.0	5.0	5%
7/29/2008	2	1,149	0.0	0.0	0.0	0.0	0.0	0.0	0.0	0.0	0.0	0.0	0.0	0.0	0.0	0.0	0.0	13.0	39%
7/30/2008	3	1,115	0.0	0.0	0.0	0.0	0.0	0.0	0.0	0.0	0.0	0.0	0.0	0.0	0.0	0.0	0.0	7.0	23%
7/31/2008	4	776	0.0	0.0	0.0	0.0	0.0	0.0	0.0	0.0	0.0	0.0	0.0	0.0	0.0	0.0	0.0	3.0	31%
8/1/2008	5	755	0.0	0.0	0.0	0.0	0.0	0.0	0.0	0.0	0.0	0.0	0.0	0.0	0.0	0.0	0.0	6.0	0%
8/2/2008	6	714	0.0	0.0	0.0	0.0	0.0	0.0	0.0	0.0	0.0	0.0	0.0	0.0	0.0	0.0	0.0	6.0	5%
8/3/2008	7	913	0.0	0.0	0.0	0.0	0.0	0.0	0.0	0.0	0.0	0.0	0.0	0.0	0.0	0.0	0.0	7.0	71%
8/4/2008	1	920	0.0	0.0	0.0	0.0	0.0	0.0	0.0	0.0	0.0	0.0	0.0	0.0	0.0	0.0	0.0	4.0	50%
8/5/2008	2	1,066	0.0	0.0	0.0	0.0	0.0	0.0	0.0	0.0	0.0	0.0	0.0	0.0	0.0	0.0	0.0	8.0	17%
8/6/2008	3	806	0.0	0.0	0.0	0.0	0.0	0.0	0.0	0.0	0.0	0.0	0.0	0.0	0.0	0.0	0.0	7.0	28%
8/7/2008	4	878	2.0	2.1	2.0	0.0	2.0	0.0	0.0	0.0	0.0	0.0	0.0	0.0	0.0	0.0	0.0	6.0	7%
8/8/2008	5	839	4.0	4.1	3.9	1.0	4.0	0.0	0.0	0.0	0.0	0.0	0.0	0.0	0.0	0.0	0.0	2.0	7%
8/9/2008	6	1,002	0.0	0.0	0.0	0.0	0.0	0.0	0.0	0.0	0.0	0.0	0.0	0.0	0.0	0.0	0.0	4.0	8%
8/10/2008	7	750	0.0	0.0	0.0	0.0	0.0	0.0	0.0	0.0	0.0	0.0	0.0	0.0	0.0	0.0	0.0	7.0	5%
8/11/2008	1	778	3.0	3.3	3.1	1.7	3.0	0.0	0.0	0.0	0.0	0.0	0.0	0.0	0.0	0.0	0.0	10.0	51%
8/12/2008	2	928	0.0	0.0	0.0	0.0	0.0	0.0	0.0	0.0	0.0	0.0	0.0	0.0	0.0	0.0	0.0	8.0	64%
8/13/2008	3	1,072	0.0	0.0	0.0	0.0	0.0	0.0	0.0	0.0	0.0	0.0	0.0	0.0	0.0	0.0	0.0	5.0	1%
8/14/2008	4	838	0.0	0.0	0.0	0.0	0.0	0.0	0.0	0.0	0.0	0.0	0.0	0.0	0.0	0.0	0.0	7.0	50%
8/15/2008	5	915	4.0	4.1	3.9	0.8	4.0	0.0	0.0	0.0	0.0	0.0	0.0	0.0	0.0	0.0	0.0	3.0	0%
8/16/2008	6	690	0.0	0.0	0.0	0.0	0.0	0.0	0.0	0.0	0.0	0.0	0.0	0.0	0.0	0.0	0.0	8.0	13%
8/17/2008	7	853	0.0	0.0	0.0	0.0	0.0	0.0	0.0	0.0	0.0	0.0	0.0	0.0	0.0	0.0	0.0	9.0	3%
8/18/2008	1	754	0.0	0.0	0.0	0.0	0.0	0.0	0.0	0.0	0.0	0.0	0.0	0.0	0.0	0.0	0.0	7.0	9%
8/19/2008	2	969	0.0	0.0	0.0	0.0	0.0	0.0	0.0	0.0	0.0	0.0	0.0	0.0	0.0	0.0	0.0	9.0	8%
8/20/2008	3	867	0.0	0.0	0.0	0.0	0.0	0.0	0.0	0.0	0.0	0.0	0.0	0.0	0.0	0.0	0.0	11.0	21%
8/21/2008	4	766	0.0	0.0	0.0	0.0	0.0	0.0	0.0	0.0	0.0	0.0	0.0	0.0	0.0	0.0	0.0	15.0	20%
8/22/2008	5	809	0.0	0.0	0.0	0.0	0.0	0.0	0.0	0.0	0.0	0.0	0.0	0.0	0.0	0.0	0.0	15.0	79%
8/23/2008	6	842	9.0	10.3	9.7	9.4	9.0	4.0	4.6	4.3	3.7	4.0	0.0	0.0	0.0	0.0	0.0	14.0	73%
8/24/2008	7	1,022	9.0	9.2	8.7	6.0	9.0	4.0	4.1	3.9	0.9	4.0	0.0	0.0	0.0	0.0	0.0	2.0	4%
8/25/2008	1	1,144	8.0	8.5	7.9	5.1	8.0	3.0	3.2	3.0	0.0	3.0	0.0	0.0	0.0	0.0	0.0	6.0	0%
8/26/2008	2	886	0.0	0.0	0.0	0.0	0.0	0.0	0.0	0.0	0.0	0.0	0.0	0.0	0.0	0.0	0.0	14.0	1%
8/27/2008	3	1,136	1.0	1.1	1.0	0.0	1.0	0.0	0.0	0.0	0.0	0.0	0.0	0.0	0.0	0.0	0.0	7.0	45%
8/28/2008	4	1,071	5.0	5.4	5.0	3.2	5.0	0.0	0.0	0.0	0.0	0.0	0.0	0.0	0.0	0.0	0.0	7.0	36%
8/29/2008	5	854	1.0	1.1	1.0	0.0	1.0	0.0	0.0	0.0	0.0	0.0	0.0	0.0	0.0	0.0	0.0	7.0	25%
8/30/2008	6	976	1.0	1.1	1.0	0.0	1.0	0.0	0.0	0.0	0.0	0.0	0.0	0.0	0.0	0.0	0.0	9.0	3%
8/31/2008	7	774	0.0	0.0	0.0	0.0	0.0	0.0	0.0	0.0	0.0	0.0	0.0	0.0	0.0	0.0	0.0	16.0	0%
9/1/2008	1	808	0.0	0.0	0.0	0.0	0.0	0.0	0.0	0.0	0.0	0.0	0.0	0.0	0.0	0.0	0.0	17.0	38%
9/2/2008	2	997	6.0	6.7	6.2	6.6	6.0	1.0	1.1	1.0	1.1	1.0	0.0	0.0	0.0	0.0	0.0	11.0	99%
9/3/2008	3	1,421	13.0	13.7	12.8	11.1	13.0	8.0	8.4	7.9	5.8	8.0	3.0	3.2	2.9	0.6	3.0	5.0	23%
9/4/2008	4	977	14.0	14.7	13.7	12.7	14.0	9.0	9.5	8.8	7.5	9.0	4.0	4.2	3.9	2.2	4.0	5.0	40%
9/5/2008	5	1,275	10.0	10.6	9.9	10.6	10.0	5.0	5.3	4.9	5.3	5.0	0.0	0.0	0.0	0.0	0.0	6.0	99%
9/6/2008	6	2,135	10.0	10.6	9.9	9.0	10.0	5.0	5.3	4.9	3.7	5.0	0.0	0.0	0.0	0.0	0.0	6.0	53%
9/7/2008	7	1,994	14.0	15.4	14.4	14.3	14.0	9.0	9.9	9.2	8.8	9.0	4.0	4.4	4.1	3.3	4.0	10.0	68%
9/8/2008	1	1,091	19.0	20.1	18.8	17.9	22.1	14.0	14.8	13.8	12.6	17.1	9.0	9.5	8.9	7.3	12.1	6.0	32%
9/9/2008	2	862	13.0	13.9	12.9	10.9	13.0	8.0	8.6	8.0	5.6	8.0	3.0	3.2	3.0	0.2	3.0	7.0	10%
9/10/2008	3	756	9.0	10.0	9.3	9.6	9.0	4.0	4.4	4.2	4.1	4.0	0.0	0.0	0.0	0.0	0.0	11.0	89%
9/11/2008	4	755	8.0	8.6	8.0	7.7	8.0	3.0	3.2	3.0	2.3	3.0	0.0	0.0	0.0	0.0	0.0	7.0	74%
9/12/2008	5	802	7.0	7.3	6.8	4.2	7.0	2.0	2.1	2.0	0.0	2.0	0.0	0.0	0.0	0.0	0.0	4.0	9%
9/13/2008	6	818	9.0	9.2	8.7	7.8	9.0	4.0	4.1	3.9	2.7	4.0	0.0	0.0	0.0	0.0	0.0	2.0	58%
9/14/2008	7	823	17.0	18.5	17.2	17.8	21.1	12.0	13.1	12.2	12.3	16.1	7.0	7.6	7.1	6.9	11.1	9.0	78%
9/15/2008	1	826	12.0	12.7	11.9	10.8	12.0	7.0	7.4	6.9	5.5	7.0	2.0	2.1	2.0	0.2	2.0	6.0	41%
9/16/2008	2	1,539	6.0	6.5	6.1	3.3	6.0	1.0	1.1	1.0	0.0	1.0	0.0	0.0	0.0	0.0	0.0	9.0	3%
9/17/2008	3	1,584	13.0	13.4	12.6	10.2	13.0	8.0	8.2	7.8	5.0	8.0	3.0	3.1	2.9	0.0	3.0	3.0	4%
9/18/2008	4	858	0.0	0.0	0.0	0.0	0.0	0.0	0.0	0.0	0.0	0.0	0.0	0.0	0.0	0.0	0.0	12.0	1%
9/19/2008	5	865	0.0	0.0	0.0	0.0	0.0	0.0	0.0	0.0	0.0	0.0	0.0	0.0	0.0	0.0	0.0	8.0	7%
9/20/2008	6	1,061	12.0	12.8	11.9	9.5	12.0	7.0	7.5	7.0	4.2	7.0	2.0	2.1	2.0	0.0	2.0	7.0	1%
9/21/2008	7	1,337	4.0	4.4	4.1	1.1	4.0	0.0	0.0	0.0	0.0	0.0	0.0	0.0	0.0	0.0	0.0	9.0	1%
9/22/2008	1	863	0.0	0.0	0.0	0.0	0.0	0.0	0.0	0.0	0.0	0.0	0.0	0.0	0.0	0.0	0.0	14.0	58%

9/23/2008	2	1,036	2.0	2.2	2.1	1.5	2.0	0.0	0.0	0.0	0.0	0.0	0.0	0.0	0.0	0.0	0.0	12.0	78%
9/24/2008	3	1,235	11.0	12.1	11.3	9.4	11.0	6.0	6.6	6.2	3.9	6.0	1.0	1.1	1.0	0.0	1.0	10.0	18%
9/25/2008	4	934	5.0	5.5	5.1	3.3	5.0	0.0	0.0	0.0	0.0	0.0	0.0	0.0	0.0	0.0	0.0	10.0	35%
9/26/2008	5	921	0.0	0.0	0.0	0.0	0.0	0.0	0.0	0.0	0.0	0.0	0.0	0.0	0.0	0.0	0.0	8.0	47%
9/27/2008	6	1,071	13.0	13.8	12.8	11.4	13.0	8.0	8.5	7.9	6.1	8.0	3.0	3.2	3.0	0.8	3.0	6.0	28%
9/28/2008	7	1,517	13.0	14.2	13.2	12.6	13.0	8.0	8.7	8.1	7.1	8.0	3.0	3.3	3.0	1.7	3.0	9.0	52%
9/29/2008	1	1,791	19.0	20.9	19.5	19.3	23.9	14.0	15.4	14.4	13.8	18.9	9.0	9.9	9.2	8.3	13.9	10.0	52%
9/30/2008	2	1,805	21.0	21.8	20.5	20.7	23.1	16.0	16.6	15.6	15.5	18.1	11.0	11.4	10.7	10.3	13.1	4.0	66%
10/1/2008	3	1,846	18.0	19.1	17.8	18.1	20.9	13.0	13.8	12.8	12.8	15.9	8.0	8.5	7.9	7.5	10.9	6.0	71%
10/2/2008	4	1,643	14.0	15.1	14.0	13.3	14.0	9.0	9.7	9.0	7.9	9.0	4.0	4.3	4.0	2.5	4.0	8.0	45%
10/3/2008	5	1,800	24.0	24.2	23.0	20.9	24.0	19.0	19.2	18.2	15.9	19.0	14.0	14.1	13.4	10.8	14.0	1.0	0%
10/4/2008	6	1,767	18.0	19.1	17.8	15.7	20.9	13.0	13.8	12.8	10.4	15.9	8.0	8.5	7.9	5.1	10.9	6.0	0%
10/5/2008	7	1,642	13.0	14.8	14.0	12.9	13.0	8.0	9.1	8.6	7.2	8.0	3.0	3.4	3.2	1.5	3.0	14.0	43%
10/6/2008	1	1,480	11.0	12.7	12.0	12.7	11.0	6.0	6.9	6.5	6.9	6.0	1.0	1.2	1.1	1.2	1.0	15.0	100%
10/7/2008	2	1,859	15.0	15.8	14.7	15.6	15.0	10.0	10.5	9.8	10.3	10.0	5.0	5.3	4.9	5.1	5.0	5.0	95%
10/8/2008	3	1,985	13.0	14.2	13.2	11.6	13.0	8.0	8.7	8.1	6.2	8.0	3.0	3.3	3.0	0.7	3.0	9.0	23%
10/9/2008	4	2,104	17.0	19.7	18.7	17.7	23.2	12.0	13.9	13.2	11.9	18.2	7.0	8.1	7.7	6.1	13.2	16.0	38%
10/10/2008	5	2,603	25.0	26.3	24.5	25.8	28.5	20.0	21.0	19.6	20.6	23.5	15.0	15.8	14.7	15.3	18.5	5.0	87%
10/11/2008	6	3,134	19.0	20.1	18.8	20.1	22.1	14.0	14.8	13.8	14.8	17.1	9.0	9.5	8.9	9.5	12.1	6.0	100%
10/12/2008	7	1,657	7.0	7.6	7.1	7.6	7.0	2.0	2.2	2.0	2.2	2.0	0.0	0.0	0.0	0.0	0.0	9.0	100%
10/13/2008	1	2,328	12.0	13.4	12.6	13.3	12.0	7.0	7.8	7.4	7.7	7.0	2.0	2.2	2.1	2.1	2.0	12.0	97%
10/14/2008	2	1,983	22.0	24.0	22.3	20.9	27.2	17.0	18.5	17.2	15.4	22.2	12.0	13.1	12.2	10.0	17.2	9.0	7%
10/15/2008	3	2,224	23.0	26.0	24.4	25.3	30.0	18.0	20.3	19.1	19.7	25.0	13.0	14.7	13.8	14.0	20.0	13.0	80%
10/16/2008	4	2,368	25.0	25.8	24.2	25.6	25.0	20.0	20.6	19.4	20.4	20.0	15.0	15.5	14.5	15.3	15.0	3.0	95%
10/17/2008	5	2,164	26.0	26.8	25.2	25.1	26.0	21.0	21.6	20.3	20.0	21.0	16.0	16.5	15.5	14.8	16.0	3.0	51%
10/18/2008	6	1,650	17.0	19.0	17.9	16.5	22.1	12.0	13.4	12.6	10.9	17.1	7.0	7.8	7.4	5.3	12.1	12.0	25%
10/19/2008	7	2,383	21.0	22.7	21.0	20.8	25.5	16.0	17.3	16.0	15.4	20.5	11.0	11.9	11.0	10.0	15.5	8.0	45%
10/20/2008	1	3,110	29.0	30.5	28.5	27.7	33.2	24.0	25.2	23.6	22.4	28.2	19.0	20.0	18.6	17.2	23.2	5.0	17%
10/21/2008	2	2,599	28.0	31.4	29.4	28.3	35.9	23.0	25.8	24.2	22.7	30.9	18.0	20.2	18.9	17.1	25.9	12.0	7%
10/22/2008	3	2,847	24.0	25.9	24.0	25.9	29.2	19.0	20.5	19.0	20.5	24.2	14.0	15.1	14.0	15.1	19.2	8.0	100%
10/23/2008	4	2,147	20.0	21.2	19.8	19.4	23.3	15.0	15.9	14.8	14.1	18.3	10.0	10.6	9.9	8.8	13.3	6.0	46%
10/24/2008	5	2,662	23.0	23.7	22.3	23.7	23.0	18.0	18.5	17.4	18.5	18.0	13.0	13.4	12.6	13.4	13.0	3.0	100%
10/25/2008	6	2,379	20.0	22.4	21.0	20.7	25.9	15.0	16.8	15.8	15.1	20.9	10.0	11.2	10.5	9.5	15.9	12.0	49%
10/26/2008	7	4,026	27.0	32.7	31.4	32.6	37.4	22.0	26.6	25.6	26.6	32.4	17.0	20.6	19.8	20.5	27.4	21.0	99%
10/27/2008	1	4,140	35.0	40.3	38.1	39.2	46.0	30.0	34.5	32.6	33.4	41.0	25.0	28.8	27.2	27.7	36.0	15.0	68%
10/28/2008	2	3,687	29.0	31.0	28.8	27.8	34.7	24.0	25.7	23.9	22.4	29.7	19.0	20.3	18.9	17.1	24.7	7.0	3%
10/29/2008	3	2,940	26.0	27.3	25.5	24.0	29.7	21.0	22.1	20.6	18.7	24.7	16.0	16.8	15.7	13.5	19.7	5.0	0%
10/30/2008	4	1,773	9.0	9.8	9.1	6.5	9.0	4.0	4.4	4.1	1.0	4.0	0.0	0.0	0.0	0.0	0.0	9.0	0%
10/31/2008	5	2,642	25.0	25.8	24.2	22.4	25.0	20.0	20.6	19.4	17.3	20.0	15.0	15.5	14.5	12.1	15.0	3.0	0%
11/1/2008	6	2,032	23.0	24.8	23.0	22.1	28.0	18.0	19.4	18.0	16.7	23.0	13.0	14.0	13.0	11.3	18.0	8.0	19%
11/2/2008	7	1,716	15.0	15.8	14.7	12.8	15.0	10.0	10.5	9.8	7.5	10.0	5.0	5.3	4.9	2.3	5.0	5.0	11%
11/3/2008	1	1,889	8.0	8.8	8.2	5.6	8.0	3.0	3.3	3.1	0.1	3.0	0.0	0.0	0.0	0.0	0.0	10.0	5%
11/4/2008	2	1,932	11.0	11.6	10.8	10.7	11.0	6.0	6.3	5.9	5.4	6.0	1.0	1.1	1.0	0.2	1.0	5.0	73%
11/5/2008	3	1,537	11.0	11.8	10.9	11.8	11.0	6.0	6.4	6.0	6.4	6.0	1.0	1.1	1.0	1.1	1.0	7.0	100%
11/6/2008	4	2,101	20.0	21.8	20.3	21.5	24.8	15.0	16.4	15.2	16.0	19.8	10.0	10.9	10.1	10.6	14.8	9.0	90%
11/7/2008	5	3,423	30.0	33.9	31.9	33.9	38.8	25.0	28.3	26.6	28.3	33.8	20.0	22.6	21.3	22.6	28.8	13.0	100%
11/8/2008	6	4,741	42.0	47.9	45.2	47.9	54.5	37.0	42.2	39.8	42.2	49.5	32.0	36.5	34.4	36.5	44.5	14.0	100%
11/9/2008	7	4,916	46.0	50.1	46.6	50.1	56.7	41.0	44.7	41.5	44.7	51.7	36.0	39.2	36.5	39.2	46.7	9.0	100%
11/10/2008	1	4,780	45.0	45.9	43.3	43.3	45.0	40.0	40.8	38.5	38.2	40.0	35.0	35.7	33.7	33.1	35.0	2.0	21%
11/11/2008	2	4,078	37.0	40.0	37.0	39.3	45.0	32.0	34.6	32.0	33.9	40.0	27.0	29.2	27.0	28.5	35.0	8.0	79%
11/12/2008	3	3,586	32.0	35.2	32.8	35.2	40.0	27.0	29.7	27.7	29.7	35.0	22.0	24.2	22.6	24.2	30.0	10.0	100%
11/13/2008	4	3,459	31.0	34.7	32.6	34.7	39.7	26.0	29.1	27.3	29.1	34.7	21.0	23.5	22.1	23.5	29.7	12.0	100%
11/14/2008	5	4,143	37.0	42.2	39.8	42.2	48.1	32.0	36.5	34.4	36.5	43.1	27.0	30.8	29.0	30.8	38.1	14.0	100%
11/15/2008	6	4,296	43.0	44.7	41.9	44.2	48.5	38.0	39.5	37.1	39.0	43.5	33.0	34.3	32.2	33.8	38.5	4.0	85%
11/16/2008	7	4,429	42.0	46.6	43.6	46.5	53.0	37.0	41.1	38.4	40.9	48.0	32.0	35.5	33.2	35.4	43.0	11.0	95%
11/17/2008	1	5,204	49.0	52.9	49.0	51.9	59.6	44.0	47.5	44.0	46.5	54.6	39.0	42.1	39.0	41.1	49.6	8.0	70%
11/18/2008	2	4,750	42.0	47.0	44.1	46.2	53.5	37.0	41.4	38.9	40.6	48.5	32.0	35.8	33.6	35.0	43.5	12.0	76%
11/19/2008	3	5,545	46.0	52.0	48.9	51.4	59.1	41.0	46.3	43.6	45.8	54.1	36.0	40.7	38.3	40.1	49.1	13.0	84%
11/20/2008	4	6,993	56.0	61.0	56.7	60.9	69.0	51.0	55.6	51.6	55.4	64.0	46.0	50.1	46.6	50.0	59.0	9.0	95%
11/21/2008	5	6,177	52.0	55.6	51.7	52.7	62.4	47.0	50.3	46.7	47.4	57.4	42.0	44.9	41.7	42.0	52.4	7.0	13%
11/22/2008	6	4,509	42.0	45.8	42.5	45.4	51.8	37.0	40.3	37.5	40.0	46.8	32.0	34.9	32.4	34.5	41.8	9.0	89%
11/23/2008	7	4,337	36.0	38.9	36.0	37.2	43.8	31.0	33.5	31.0	31.8	38.8	26.0	28.1	26.0	26.4	33.8	8.0	50%
11/24/2008	1	5,164	46.0	49.2	45.7	48.0	55.2	41.0	43.9	40.7	42.7	50.2	36.0	38.5	35.8	37.3	45.2	7.0	64%
11/25/2008	2	5,222	44.0	45.8	42.9	42.7	49.6	39.0	40.6	38.0	37.5	44.6	34.0	35.4	33.2	32.3	39.6	4.0	7%
11/26/2008	3	4,155	38.0	39.9	37.3	37.3	43.8	33.0	34.7	32.4	32.1	38.8	28.0	29.4	27.5	26.8	33.8	5.0	22%
11/27/2008	4	4,468	40.0	45.6	43.0	43.6	52.0	35.0	39.9	37.6	37.9	47.0	30.0	34.2	32.3	32.2	42.0	14.0	40%
11/28/2008	5	4,553	40.0	41.2	38.8	38.7	40.0	35.0	36.1	33.9	33.6	35.0	30.0	30.9	29.1	28.4	30.0	3.0	25%
11/29/2008	6	4,931	45.0	46.4	43.6	46.4	45.0	40.0	41.2	38.8	41.2	40.0	35.0	36.1	33.9	36.1	35.0	3.0	100%
11/30/2008	7	5,403	51.0	55.1	51.0	55.0	62.1	46.0	49.7	46.0	49.6	57.1	41.0	44.3	41.0	44.2	52.1	8.0	99%
12/1/2008	1	5,478	49.0	52.9	49.0	50.6	59.6	44.0	47.5	44.0	45.2	54.6	39.0	42.1	39.0	39.8	49.6	8.0	31%
12/2/2008	2	5,296	43.0	49.5	46.8	48.6	56.2	38.0	43.7	41.3	42.8	51.2	33.0	38.0	35.9	37.1	46.2	15.0	74%
12/3/2008	3	6,649	55.0	60.5	56.4	59.7	68.5	50.0	55.0	51.3	54.2	63.5	45.0	49.5	46.1	48.7	58.5	10.0	75%
12/4/2008	4	6,723	56.0	61.0	56.7	60.4	69.0	51.0	55.6	51.6	55.0	64.0	46.0	50.1	46.6	49.5	59.0	9.0	82%
12/5/2008	5	6,619	53.0	59.4	55.7	59.4	67.4	48.0	53.8	50.4	53.8	62.4	43.0	48.2	45.2	48.2	57.4	12.0	100%
12/6/2008	6	7,897	67.0	71.7	66.6	69.1	80.5	62.0	66.3	61.6	63.8	75.5	57.0	61.0	56.6	58.4	70.5	7.0	23%
12/7/2008	7	8,135	58.0	62.1	57.6	62.1	69.6	53.0	56.7	52.7	56.7	64.6	48.0	51.4	47.7	51.4	59.6	7.0	100%
12/8/2008	1	7,801	60.0	63.6	59.3	62.9	70.9	55.0	58.3	54.3	57.6	65.9	50.0	53.0	49.4	52.3	60.9	6.0	80%
12/9/2008	2	7,743	61.0	64.1	59.9	63.3	70.8	56.0	58.8	55.0	58.1	65.8	51.0	53.6	50.0	52.8	60.8	5.0	78%
12/10/2008	3	7,164	54.0	61.6	58.1	61.1	69.8	49.0	55.9	52.7	55.4	64.8	44.0	50.2	47.3	49.7	59.8	14.0	85%
12/11/2008	4	8,629	71.0	76.0	70.6	74.5	85.3	66.0	70.6	65.6	69.1	80.3	61.0	65.3	60.6	63.8	75.3	7.0	55%
12/12/2008	5	7,066	57.0	61.0	56.6	60.9	68.4	52.0	55.6	51.7	55.5	63.4	47.0	50.3	46.7	50.2	58.4	7.0	97%
12/13/2008	6	6,748	55.0	62.2	58.4	62.2	70.5	50.0	56.5	53.1	56.5	65.5	45.0	50.9	47.8	50.9	60.5	13.0	100%
12/14/2008	7	9,230	73.0	85.4	81.2	85.4	95.9	68.0	79.6	75.7	79.6	90.9	63.0	73.7	70.1	73.7	85.9	17.0	100%
12/15/2008	1	10,094	82.0	89.4	83.0	86.6	101.0	77.0	83.9	78.0	81.2	96.0	72.0	78.5	72.9	75.7	91.0	9.0	17%
12/16/2008	2	9,234	77.0	80.9	75.6	79.7	89.6	72.0	75.6	70.7	74.4	84.6	67.0	70.4	65.7	69.2	79.6	5.0	65%
12/17/2008	3	8,625	72.0	74.2	69.8	71.0	72.0	67.0	69.0	64.9	65.8	67.0	62.0	63.9	60.1	60.7	62.0	3.0	4%
12/18/2008	4	8,291	72.0	75.6	70.7	73.0	83.7	67.0	70.4	65.7	67.8	78.7	62.0	65.1	60.8	62.5	73.7	5.0	23%
12/19/2008	5	7,302	57.0	61.6	57.0	61.2	69.4	52.0	56.2	52.0	55.8	64.4	47.0	50.8	47.0	50.4	59.4	8.0	90%
12/20/2008	6	8,126	64.0	71.7	67.2	71.5	81.2	59.0	66.1	62.0	65.9	76.2	54.0	60.5	56.7	60.3	71.2	12.0	95%
12/21/2008	7	9,027	74.0	82.1	76.8	79.7	93.0	69.0	76.6	71.6	74.2	88.0	64.0	71.0	66.4	68.6	83.0	11.0	27%
12/22/2008	1	8,348	72.0	77.8	72.0	76.4	87.6	67.0	72.4	67.0	71.0	82.6	62.0	67.0	62.0	65.6	77.6	8.0	58%
12/23/2008	2	7,504	66.0	67.3	63.5	66.3	66.0	61.0	62.2	58.7	61.2	61.0	56.0	57.1	53.9	56.1	56.0	2.0	69%
12/24/2008	3	7,339	72.0	74.9	70.2	71.7	82.0	67.0	69.7	65.3	66.5	77.0	62.0	64.5	60.5	61.3	72.0	4.0	6%
12/25/2008	4	5,751	58.0	63.2	58.7	61.1	71.5	53.0	57.8	53.7	55.6	66.5	48.0	52.3	48.6	50.2	61.5	9.0	36%
12/26/2008	5	4,886	38.0	40.3	37.5	40.3	44.7	33.0	35.0	32.6	35.0	39.7	28.0	29.7	27.7	29.7	34.7	6.0	100%
12/27/2008	6	6,759	61.0	64.7	60.2	62.4	72.1	56.0	59.4	55.3	57.1	67.1	51.0	54.1	50.4	51.8	62.1	6.0	33%
12/28/2008	7	6,488	58.0	62.6	58.0	60.6	70.6	53.0	57.2	53.0	55.2	65.6	48.0	51.8	48.0	49.8	60.6	8.0	40%
12/29/2008	1	7,303	59.0	63.7	59.0	61.8	71.8	54.0	58.3	54.0	56.4	66.8	49.0	52.9	49.0	51.0	61.8	8.0	43%
12/30/2008	2	8,831	76.0	81.3	75.5	78.4	91.3	71.0	76.0	70.6	73.1	86.3	66.0	70.6	65.6	67.7	81.3	7.0	13%
12/31/2008	3	8,104	69.0	75.2	69.9	73.4	85.0	64.0	69.8	64.8	68.0	80.0	59.0	64.3	59.7	62.5	75.0	9.0	46%
1/1/2009	4	7,806	61.0	68.9	64.8	68.1	78.1	56.0	63.3	59.5	62.4	73.1	51.0	57.6	54.2	56.8	68.1	13.0	74%
1/2/2009	5	7,684	66.0	71.3	66.0	70.1	80.3	61.0	65.9	61.0	64.7	75.3	56.0	60.5	56.0	59.3	70.3	8.0	64%
1/3/2009	6	7,020	63.0	69.3	64.6	68.6	78.5	58.0	63.8	59.5	63.1	73.5	53.0	58.3	54.3	57.6	68.5	10.0	80%
1/4/2009	7	9,952	82.0	87.7	81.5	84.4	98.6	77.0	82.4	76.5	79.1	93.6	72.0	77.0	71.6	73.7	88.6	7.0	0%
1/5/2009	1	9,037	74.0	77.7	72.6	74.6	86.1	69.0	72.5	67.7	69.4	81.1	64.0	67.2	62.8	64.1	76.1	5.0	8%
1/6/2009	2	7,691	58.0	61.5	57.3	61.1	68.5	53.0	56.2	52.3	55.8	63.5	48.0	50.9	47.4	50.5	58.5	6.0	90%
1/7/2009	3	7,932	64.0	69.1	64.0	67.9	77.9	59.0	63.7	59.0	62.5	72.9	54.0	58.3	54.0	57.1	67.9	8.0	63%
1/8/2009	4	7,834	67.0	68.3	64.5	65.0	67.0	62.0	63.2	59.7	59.9	62.0	57.0	58.1	54.9	54.8	57.0	2.0	0%
1/9/2009	5	7,890	66.0	67.3	63.5	64.4	66.0	61.0	62.2	58.7	59.3	61.0	56.0	57.1	53.9	54.2	56.0	2.0	12%
1/10/2009	6	6,882	60.0	63.0	58.9	61.9	69.6	55.0	57.8	54.0	56.7	64.6	50.0	52.5	49.1	51.4	59.6	5.0	67%
1/11/2009	7	7,815	60.0	62.4	58.5	60.9	68.1	55.0	57.2	53.6	55.7	63.1	50.0	52.0	48.8	50.5	58.1	4.0	54%
1/12/2009	1	9,953	80.0	87.2	81.0	84.4	98.5	75.0	81.8	75.9	78.9	93.5	70.0	76.3	70.9	73.5	88.5	9.0	15%

1/13/2009	2	10,393	85.0	88.4	82.9	86.4	97.0	80.0	83.2	78.0	81.2	92.0	75.0	78.0	73.1	76.0	87.0	4.0	40%
1/14/2009	3	11,491	84.0	92.4	86.1	89.2	104.5	79.0	86.9	81.0	83.7	99.5	74.0	81.4	75.9	78.2	94.5	10.0	4%
1/15/2009	4	11,054	83.0	87.2	81.4	83.8	96.7	78.0	81.9	76.5	78.6	91.7	73.0	76.7	71.6	73.3	86.7	5.0	0%
1/16/2009	5	9,183	73.0	80.3	74.8	79.2	90.8	68.0	74.8	69.7	73.7	85.8	63.0	69.3	64.6	68.2	80.8	10.0	67%
1/17/2009	6	7,654	50.0	55.0	51.3	54.9	62.3	45.0	49.5	46.1	49.4	57.3	40.0	44.0	41.0	43.9	52.3	10.0	97%
1/18/2009	7	7,717	55.0	58.3	54.3	57.1	65.0	50.0	53.0	49.4	51.8	60.0	45.0	47.7	44.4	46.5	55.0	6.0	63%
1/19/2009	1	7,845	58.0	62.1	57.6	60.6	69.6	53.0	56.7	52.7	55.2	64.6	48.0	51.4	47.7	49.9	59.6	7.0	55%
1/20/2009	2	6,272	47.0	50.3	46.7	47.7	56.4	42.0	44.9	41.7	42.3	51.4	37.0	39.6	36.8	37.0	46.4	7.0	22%
1/21/2009	3	5,707	45.0	46.4	43.6	44.3	45.0	40.0	41.2	38.8	39.1	40.0	35.0	36.1	33.9	34.0	35.0	3.0	38%
1/22/2009	4	6,247	55.0	60.0	55.7	60.0	67.8	50.0	54.5	50.6	54.5	62.8	45.0	49.1	45.6	49.1	57.8	9.0	100%
1/23/2009	5	9,021	76.0	85.1	79.8	82.0	96.3	71.0	79.5	74.6	76.4	91.3	66.0	73.9	69.3	70.8	86.3	12.0	5%
1/24/2009	6	9,278	76.0	84.4	78.9	81.0	95.5	71.0	78.8	73.7	75.5	90.5	66.0	73.3	68.5	69.9	85.5	11.0	0%
1/25/2009	7	9,479	77.0	83.2	77.0	79.8	93.7	72.0	77.8	72.0	74.4	88.7	67.0	72.4	67.0	69.0	83.7	8.0	0%
1/26/2009	1	10,341	75.0	78.8	73.6	75.4	87.3	70.0	73.5	68.7	70.2	82.3	65.0	68.3	63.8	64.9	77.3	5.0	0%
1/27/2009	2	8,379	68.0	72.1	67.2	68.9	80.5	63.0	66.8	62.2	63.6	75.5	58.0	61.5	57.3	58.3	70.5	6.0	5%
1/28/2009	3	7,533	60.0	65.4	60.8	64.8	73.9	55.0	60.0	55.7	59.3	68.9	50.0	54.5	50.6	53.9	63.9	9.0	81%
1/29/2009	4	8,693	75.0	80.3	74.5	77.5	90.1	70.0	74.9	69.6	72.1	85.1	65.0	69.6	64.6	66.8	80.1	7.0	17%
1/30/2009	5	6,822	59.0	62.5	58.3	61.5	69.7	54.0	57.2	53.3	56.2	64.7	49.0	51.9	48.4	50.9	59.7	6.0	70%
1/31/2009	6	5,422	33.0	39.9	38.4	38.0	45.3	28.0	33.9	32.6	32.0	40.3	23.0	27.8	26.7	25.9	35.3	21.0	43%
2/1/2009	7	6,821	57.0	66.1	62.7	63.6	74.7	52.0	60.3	57.2	57.8	69.7	47.0	54.5	51.7	52.0	64.7	16.0	25%
2/2/2009	1	9,083	77.0	83.2	77.0	80.9	93.7	72.0	77.8	72.0	75.5	88.7	67.0	72.4	67.0	70.1	83.7	8.0	33%
2/3/2009	2	9,093	75.0	76.5	72.2	73.7	75.0	70.0	71.4	67.4	68.6	70.0	65.0	66.3	62.6	63.5	65.0	2.0	15%
2/4/2009	3	7,901	65.0	71.5	66.6	68.2	80.9	60.0	66.0	61.5	62.7	75.9	55.0	60.5	56.4	57.2	70.9	10.0	0%
2/5/2009	4	5,918	48.0	49.4	46.5	46.1	48.0	43.0	44.3	41.7	41.0	43.0	38.0	39.1	36.8	35.8	38.0	3.0	0%
2/6/2009	5	4,605	35.0	37.5	34.8	34.6	41.9	30.0	32.1	29.8	29.2	36.9	25.0	26.8	24.8	23.9	31.9	7.0	14%
2/7/2009	6	5,205	45.0	48.6	45.0	46.3	54.8	40.0	43.2	40.0	40.9	49.8	35.0	37.8	35.0	35.5	44.8	8.0	30%
2/8/2009	7	4,338	35.0	37.8	35.0	35.6	42.6	30.0	32.4	30.0	30.2	37.6	25.0	27.0	25.0	24.8	32.6	8.0	33%
2/9/2009	1	4,245	30.0	33.9	31.9	33.9	38.8	25.0	28.3	26.6	28.3	33.8	20.0	22.6	21.3	22.6	28.8	13.0	100%
2/10/2009	2	4,024	31.0	34.1	31.8	34.1	38.8	26.0	28.6	26.7	28.6	33.8	21.0	23.1	21.5	23.1	28.8	10.0	100%
2/11/2009	3	4,468	37.0	41.4	38.9	41.4	47.2	32.0	35.8	33.6	35.8	42.2	27.0	30.2	28.4	30.2	37.2	12.0	100%
2/12/2009	4	5,395	49.0	53.9	50.2	53.3	61.1	44.0	48.4	45.1	47.8	56.1	39.0	42.9	40.0	42.3	51.1	10.0	83%
2/13/2009	5	5,947	54.0	58.3	54.0	57.9	65.7	49.0	52.9	49.0	52.5	60.7	44.0	47.5	44.0	47.1	55.7	8.0	86%
2/14/2009	6	6,952	64.0	66.6	62.4	63.4	72.7	59.0	61.4	57.5	58.2	67.7	54.0	56.2	52.7	53.0	62.7	4.0	4%
2/15/2009	7	6,915	58.0	60.9	56.9	59.9	67.3	53.0	55.7	52.0	54.7	62.3	48.0	50.4	47.1	49.4	57.3	5.0	70%
2/16/2009	1	6,026	45.0	47.3	44.2	47.3	52.0	40.0	42.0	39.3	42.0	47.0	35.0	36.8	34.3	36.8	42.0	5.0	100%
2/17/2009	2	6,473	53.0	56.7	52.7	55.9	63.6	48.0	51.4	47.7	50.6	58.6	43.0	46.0	42.7	45.2	53.6	7.0	76%
2/18/2009	3	8,326	67.0	72.4	67.0	69.1	81.6	62.0	67.0	62.0	63.7	76.6	57.0	61.6	57.0	58.3	71.6	8.0	1%
2/19/2009	4	7,759	62.0	63.9	60.1	61.4	62.0	57.0	58.7	55.2	56.2	57.0	52.0	53.6	50.4	51.1	52.0	3.0	25%
2/20/2009	5	7,080	55.0	58.3	54.3	58.2	65.0	50.0	53.0	49.4	52.9	60.0	45.0	47.7	44.4	47.6	55.0	6.0	96%
2/21/2009	6	6,813	59.0	64.9	60.5	63.1	73.5	54.0	59.4	55.4	57.6	68.5	49.0	53.9	50.2	52.1	63.5	10.0	45%
2/22/2009	7	6,889	62.0	64.5	60.5	61.7	70.4	57.0	59.3	55.6	56.5	65.4	52.0	54.1	50.7	51.3	60.4	4.0	18%
2/23/2009	1	6,168	55.0	60.5	56.4	58.0	68.5	50.0	55.0	51.3	52.5	63.5	45.0	49.5	46.1	47.0	58.5	10.0	25%
2/24/2009	2	4,471	41.0	43.9	40.7	42.3	49.1	36.0	38.5	35.8	37.0	44.1	31.0	33.2	30.8	31.6	39.1	7.0	54%
2/25/2009	3	6,357	59.0	64.3	59.7	62.7	72.7	54.0	58.9	54.7	57.2	67.7	49.0	53.4	49.6	51.8	62.7	9.0	51%
2/26/2009	4	7,947	68.0	74.8	69.7	72.9	84.7	63.0	69.3	64.6	67.4	79.7	58.0	63.8	59.5	61.9	74.7	10.0	44%
2/27/2009	5	8,430	72.0	73.4	69.3	70.1	72.0	67.0	68.3	64.5	65.0	67.0	62.0	63.2	59.7	59.9	62.0	2.0	0%
2/28/2009	6	8,232	70.0	77.0	71.8	73.7	87.1	65.0	71.5	66.6	68.2	82.1	60.0	66.0	61.5	62.7	77.1	10.0	0%

PNG-GLGT Peak Day Regression for Winter 2010 - Data Collected from MERC Source Data Files

1	2	3	4	5	6	7	8	9	10	11	12	13	14	15	16	17	18	19	20	21	22	23	24	25	26	27	28	29	30	31	32	33	34	35	36	37	38	39	40
	(Mon=1)	Bemidji	Bemidji																																				
Date	Day	Daily Meter	HDD65	AHDD65	HDDW65	MGUAdj65	WCHDD65	HDD60	AHDD60	HDDW60	MGUAdj60	WCHDD60	HDD55	AHDD55	HDDW55	MGUAdj55	WCHDD55	Wind	CloudPct	Fri	Sat	Sun	Dec	Feb	HDD65-1	AHDD65-1	HDDW65-1	MGUAdj65-1	WCHDD65-1	HDD60-1	AHDD60-1	HDDW60-1	MGUAdj60-1	WCHDD60-1	HDD55-1	AHDD55-1	HDDW55-1	MGUAdj55-1	WCHDD55-1
11/1/2003	6	4,840	43.0	46.4	43.0	45.8	52.3	38.0	41.0	38.0	40.4	47.3	33.0	35.6	33.0	35.0	42.3	8.0	80%	0	1	0	0	0															
11/2/2003	7	4,737	36.0	39.2	36.5	38.5	44.4	31.0	33.8	31.4	33.0	39.4	26.0	28.3	26.3	27.6	34.4	9.0	77%	0	0	1	0	0	43.0	46.4	43.0	45.8	52.3	38.0	41.0	38.0	40.4	47.3	33.0	35.6	33.0	35.0	42.3
11/3/2003	1	5,571	44.0	48.0	44.6	47.1	54.3	39.0	42.5	39.5	41.7	49.3	34.0	37.1	34.4	36.2	44.3	9.0	75%	0	0	0	0	0	38.0	39.2	36.5	38.5	44.4	31.0	33.8	31.4	33.0	39.4	26.0	28.3	26.3	27.6	34.4
11/4/2003	2	5,266	41.0	45.1	42.0	45.1	51.2	36.0	39.6	36.9	39.6	46.2	31.0	34.1	31.8	34.1	41.2	10.0	99%	0	0	0	0	0	46.0	48.0	44.6	47.1	54.3	39.0	42.5	39.5	41.7	49.3	34.0	37.1	34.4	36.2	44.3
11/5/2003	3	6,378	47.0	51.7	48.2	51.5	58.6	42.0	46.2	43.1	46.0	53.6	37.0	40.7	37.9	40.5	48.6	10.0	93%	0	0	0	0	0	41.0	45.1	42.0	45.1	51.2	36.0	39.6	36.9	39.6	46.2	31.0	34.1	31.8	34.1	41.2
11/6/2003	4	6,380	52.0	58.2	54.6	56.0	66.1	47.0	52.6	49.4	50.4	61.1	42.0	47.0	44.1	44.8	56.1	12.0	33%	0	0	0	0	0	44.0	51.7	48.2	51.5	58.6	42.0	46.2	43.1	46.0	53.6	37.0	40.7	37.9	40.5	48.6
11/7/2003	5	7,237	60.0	66.0	61.5	63.8	74.7	55.0	60.5	56.4	58.3	69.7	50.0	55.0	51.3	52.8	64.7	10.0	34%	1	0	0	0	0	52.0	58.2	54.6	56.0	66.1	47.0	52.6	49.4	50.4	61.1	42.0	47.0	44.1	44.8	56.1
11/8/2003	6	6,053	58.0	61.5	57.3	59.2	68.5	53.0	56.2	52.3	53.9	63.5	48.0	50.9	47.4	48.6	58.5	6.0	33%	0	1	0	0	0	62.0	66.0	61.5	63.8	74.7	55.0	60.5	56.4	58.3	69.7	50.0	55.0	51.3	52.8	64.7
11/9/2003	7	4,687	37.0	40.7	37.9	39.5	46.2	32.0	35.2	32.8	34.0	41.2	27.0	29.7	27.7	28.5	36.2	10.0	63%	0	0	1	0	0	62.0	61.5	57.3	59.2	68.5	53.0	56.2	52.3	53.9	63.5	48.0	50.9	47.4	48.6	58.5
11/10/2003	1	3,941	31.0	33.2	30.8	32.9	37.1	26.0	27.8	25.8	27.6	32.1	21.0	22.5	20.9	22.2	27.1	7.0	93%	0	0	0	0	0	37.0	40.7	37.9	39.5	46.2	32.0	35.2	32.8	34.0	41.2	27.0	29.7	27.7	28.5	36.2
11/11/2003	2	3,477	31.0	32.9	30.6	30.8	36.4	26.0	27.6	25.7	25.5	31.4	21.0	22.3	20.7	20.2	26.4	6.0	38%	0	0	0	0	0	31.0	33.2	30.8	32.9	37.1	26.0	27.8	25.8	27.6	32.1	21.0	22.5	20.9	22.2	27.1
11/12/2003	3	4,893	38.0	42.9	40.4	41.5	49.0	33.0	37.3	35.1	35.9	44.0	28.0	31.6	29.8	30.2	39.0	13.0	58%	0	0	0	0	0	34.0	32.9	30.6	30.8	36.4	26.0	27.6	25.7	25.5	31.4	21.0	22.3	20.7	20.2	26.4
11/13/2003	4	4,350	42.0	45.8	42.5	43.4	51.8	37.0	40.3	37.5	38.0	46.8	32.0	34.9	32.4	32.5	41.8	9.0	30%	0	0	0	0	0	38.0	42.9	40.4	41.5	49.0	33.0	37.3	35.1	35.9	44.0	28.0	31.6	29.8	30.2	39.0
11/14/2003	5	3,506	33.0	34.0	32.0	31.4	33.0	28.0	28.8	27.1	26.3	28.0	23.0	23.7	22.3	21.1	23.0	3.0	23%	1	0	0	0	0	44.0	45.8	42.5	43.4	51.8	37.0	40.3	37.5	38.0	46.8	32.0	34.9	32.4	32.5	41.8
11/15/2003	6	3,257	34.0	34.7	32.7	34.2	34.0	29.0	29.6	27.9	29.1	29.0	24.0	24.5	23.1	24.0	24.0	2.0	87%	0	1	0	0	0	35.0	34.0	32.0	31.4	33.0	28.0	28.8	27.1	26.3	28.0	23.0	23.7	22.3	21.1	23.0
11/16/2003	7	3,496	27.0	28.6	26.7	28.6	31.6	22.0	23.3	21.7	23.3	26.6	17.0	18.0	16.8	18.0	21.6	6.0	100%	0	0	1	0	0	33.0	34.7	32.7	34.2	34.0	29.0	29.6	27.9	29.1	29.0	24.0	24.5	23.1	24.0	24.0
11/17/2003	1	2,962	22.0	24.2	22.6	24.0	27.6	17.0	18.7	17.4	18.5	22.6	12.0	13.2	12.3	13.0	17.6	10.0	94%	0	0	0	0	0	28.0	28.6	26.7	28.6	31.6	22.0	23.3	21.7	23.3	26.6	17.0	18.0	16.8	18.0	21.6
11/18/2003	2	3,806	27.0	29.7	27.7	28.4	33.8	22.0	24.2	22.6	22.9	28.8	17.0	18.7	17.4	17.4	23.8	10.0	60%	0	0	0	0	0	24.0	24.2	22.6	24.0	27.6	17.0	18.7	17.4	18.5	22.6	12.0	13.2	12.3	13.0	17.6
11/19/2003	3	3,759	31.0	33.8	31.4	32.1	38.3	26.0	28.3	26.3	26.6	33.3	21.0	22.9	21.3	21.2	28.3	9.0	48%	0	0	0	0	0	26.0	29.7	27.7	28.4	33.8	22.0	24.2	22.6	22.9	28.8	17.0	18.7	17.4	17.4	23.8
11/20/2003	4	4,191	30.0	33.9	31.9	32.6	38.8	25.0	28.3	26.6	27.0	33.8	20.0	22.6	21.3	21.3	28.8	13.0	62%	0	0	0	0	0	37.0	33.8	31.4	32.1	38.3	26.0	28.3	26.3	26.6	33.3	21.0	22.9	21.3	21.2	28.3
11/21/2003	5	4,953	42.0	44.9	41.7	43.7	50.3	37.0	39.6	36.8	38.4	45.3	32.0	34.2	31.8	33.0	40.3	7.0	64%	1	0	0	0	0	33.0	33.9	31.9	32.6	38.8	25.0	28.3	26.6	27.0	33.8	20.0	22.6	21.3	21.3	28.8
11/22/2003	6	5,834	43.0	46.4	43.0	45.9	52.3	38.0	41.0	38.0	40.5	47.3	33.0	35.6	33.0	35.1	42.3	8.0	84%	0	1	0	0	0	43.0	44.9	41.7	43.7	50.3	37.0	39.6	36.8	38.4	45.3	32.0	34.2	31.8	33.0	40.3
11/23/2003	7	7,096	50.0	58.0	55.0	58.0	65.7	45.0	52.2	49.5	52.2	60.7	40.0	46.4	44.0	46.4	55.7	16.0	100%	0	0	1	0	0	46.0	46.4	43.0	45.9	52.3	38.0	41.0	38.0	40.5	47.3	33.0	35.6	33.0	35.1	42.3
11/24/2003	1	6,667	57.0	62.7	58.4	61.2	71.0	52.0	57.2	53.3	55.7	66.0	47.0	51.7	48.2	50.2	61.0	10.0	55%	0	0	0	0	0	51.0	58.0	55.0	58.0	65.7	45.0	52.2	49.5	52.2	60.7	40.0	46.4	44.0	46.4	55.7
11/25/2003	2	5,342	49.0	53.9	50.2	53.9	61.1	44.0	48.4	45.1	48.4	56.1	39.0	42.9	40.0	42.9	51.1	10.0	99%	0	0	0	0	0	61.0	62.7	58.4	61.2	71.0	52.0	57.2	53.3	55.7	66.0	47.0	51.7	48.2	50.2	61.0
11/26/2003	3	4,561	40.0	43.2	40.0	40.7	48.7	35.0	37.8	35.0	35.3	43.7	30.0	32.4	30.0	29.9	38.7	8.0	24%	1	0	0	0	0	58.0	53.9	50.2	53.9	61.1	44.0	48.4	45.1	48.4	56.1	39.0	42.9	40.0	42.9	51.1
11/27/2003	4	4,972	43.0	46.9	43.5	46.0	53.0	38.0	41.4	38.5	40.6	48.0	33.0	36.0	33.4	35.1	43.0	9.0	75%	1	0	0	0	0	43.0	43.2	40.0	40.7	48.7	35.0	37.8	35.0	35.3	43.7	30.0	32.4	30.0	29.9	38.7
11/28/2003	5	5,325	52.0	57.2	53.3	56.7	64.8	47.0	51.7	48.2	51.2	59.8	42.0	46.2	43.1	45.7	54.8	10.0	85%	1	0	0	0	0	41.0	46.9	43.5	46.0	53.0	38.0	41.4	38.5	40.6	48.0	33.0	36.0	33.4	35.1	43.0
11/29/2003	6	4,234	41.0	45.5	42.5	44.7	51.8	36.0	40.0	37.4	39.2	46.8	31.0	34.4	32.2	33.6	41.8	11.0	77%	0	1	0	0	0	50.0	57.2	53.3	56.7	64.8	47.0	51.7	48.2	51.2	59.8	42.0	46.2	43.1	45.7	54.8
11/30/2003	7	5,034	34.0	38.8	36.6	37.4	44.3	29.0	33.1	31.2	31.7	39.3	24.0	27.4	25.8	26.0	34.3	14.0	60%	0	0	1	0	0	43.0	45.5	42.5	44.7	51.8	36.0	40.0	37.4	39.2	46.8	31.0	34.4	32.2	33.6	41.8
12/1/2003	1	5,493	48.0	55.2	52.2	52.5	62.6	43.0	49.5	46.8	46.8	57.6	38.0	43.7	41.3	41.0	52.6	15.0	20%	0	0	0	1	0	42.0	38.8	36.6	37.4	44.3	29.0	33.1	31.2	31.7	39.3	24.0	27.4	25.8	26.0	34.3
12/2/2003	2	5,113	51.0	54.1	50.4	52.5	60.2	46.0	48.8	45.4	47.2	55.2	41.0	43.5	40.5	41.9	50.2	6.0	53%	0	0	0	1	0	53.0	55.2	52.2	52.5	62.6	43.0	49.5	46.8	46.8	57.6	38.0	43.7	41.3	41.0	52.6
12/3/2003	3	4,485	38.0	41.0	38.0	40.5	46.2	33.0	35.6	33.0	35.1	41.2	28.0	30.2	28.0	29.7	36.2	8.0	84%	0	0	0	1	0	55.0	54.1	50.4	52.5	60.2	46.0	48.8	45.4	47.2	55.2	41.0	43.5	40.5	41.9	50.2
12/4/2003	4	4,203	35.0	37.8	35.0	37.7	42.6	30.0	32.4	30.0	32.3	37.6	25.0	27.0	25.0	26.9	32.6	8.0	96%	0	0	0	1	0	44.0	41.0	38.0	40.5	46.2	33.0	35.6	33.0	35.1	41.2	28.0	30.2	28.0	29.7	36.2
12/5/2003	5	4,707	40.0	43.2	40.0	43.2	48.7	35.0	37.8	35.0	37.8	43.7	30.0	32.4	30.0	32.4	38.7	8.0	100%	1	0	0	1	0	34.0	37.8	35.0	37.7	42.6	30.0	32.4	30.0	32.3	37.6	25.0	27.0	25.0	26.9	32.6
12/6/2003	6	4,522	39.0	44.1	41.4	44.1	50.2	34.0	38.4	36.1	38.4	45.2	29.0	32.8	30.8	32.8	40.2	13.0	100%	0	1	0	1	0	50.0	43.2	40.0	43.2	48.7	35.0	37.8	35.0	37.8	43.7	30.0	32.4	30.0	32.4	38.7
12/7/2003	7	4,143	36.0	40.7	38.3	40.7	46.4	31.0	35.0	32.9	35.0	41.4	26.0	29.4	27.6	29.4	36.4	13.0	100%	0	0	1	1	0	50.0	44.1	41.4	44.1	50.2	34.0	38.4	36.1	38.4	45.2	29.0	32.8	30.8	32.8	40.2
12/8/2003	1	5,001	42.0	45.4	42.0	45.1	51.1	37.0	40.0	37.0	39.7	46.1	32.0	34.6	32.0	34.3	41.1	8.0	93%	0	0	0	1	0	36.0	40.7	38.3	40.7	46.4	31.0	35.0	32.9	35.0	41.4	26.0	29.4	27.6	29.4	36.4
12/9/2003	2	6,516	56.0	59.9	55.7	59.0	67.2	51.0	54.6	50.7	53.6	62.2	46.0	49.2	45.7	48.3	57.2	7.0	71%	0	0	0	1	0	41.0	45.4	42.0	45.1	51.1	37.0	40.0	37.0	39.7	46.1	32.0	34.6	32.0	34.3	41.1
12/10/2003	3	7,604	64.0	69.1	64.0	67.9	77.9	59.0	63.7	59.0	62.5	72.9	54.0	58.3	54.0	57.1	67.9	8.0	63%	0	0	0	1	0	55.0	59.9	55.7	59.0	67.2	51.0	54.6	50.7	53.6	62.2	46.0	49.2	45.7	48.3	57.2
12/11/2003	4	7,684	72.0	74.9	70.2	72.6	82.0	67.0	69.7	65.3	67.4	77.0	62.0	64.5	60.5	62.2	72.0	4.0	32%	0	0	0	1	0	63.0	69.1	64.0	67.9	77.9	59.0	63.7	59.0	62.5	72.9	54.0	58.3	54.0	57.1	67.9
12/12/2003	5	6,313	59.0	62.5	58.3	61.9	69.7	54.0	57.2	53.3	56.6	64.7	49.0	51.9	48.4	51.3	59.7	6.0	81%	1	0	0	1	0	71.0	74.9	70.2	72.6	82.0	67.0	69.7	65.3	67.4	77.0	62.0	64.5	60.5	62.2	72.0
12/13/2003	6	5,217	43.0	48.6	45.7	47.9	55.3	38.0	42.9	40.4	42.3	50.3	33.0	37.3	35.1	36.6	45.3	13.0	80%	0	1	0	1	0	71.0	62.5	58.3	61.9	69.7	54.0	57.2	53.3	56.6	64.7	49.0	51.9	48.4	51.3	59.7
12/14/2003	7	4,773	38.0	41.4	38.5	41.2	46.9	33.0	36.0	33.4	35.8	41.9	28.0	30.5	28.4	30.3	36.9	9.0	94%	0	0	1	1	0	48.0	48.6	45.7	47.9	55.3	38.0	42.9	40.4	42.3	50.3	33.0	37.3	35.1	36.6	45.3
12/15/2003	1	5,273	41.0	44.7	41.5	44.7	50.6	36.0	39.2	36.5	39.2	45.6	31.0	33.8	31.4	33.8	40.6	9.0	100%	0	0	0	1	0	39.0	41.4	38.5	41.2	46.9	33.0	36.0	33.4	35.8	41.9	28.0	30.5	28.4	30.3	36.9
12/16/2003	2	6,104	49.0	56.4	53.3	56.3	63.9	44.0	50.6	47.9	50.6	58.9	39.0	44.9	42.4	44.8	53.9	15.0	99%	0	0	0	1	0	40.0	44.7	41.5	44.7	50.6	36.0	39.2	36.5	39.2	45.6	31.0	33.8	31.4	33.8	40.6
12/17/2003	3	5,732	55.0	56.1	52.9	55.4	55.0	50.0	51.0	48.1	50.3	50.0	45.0	45.9	43.3	45.2	45.0	2.0	79%	0	0	0	1	0	53.0	56.4	53.3	56.3	63.9	44.0	50.6	47.9	50.6	58.9	39.0	44.9	42.4	44.8	53.9
12/18/2003	4	5,652	42.0	47.5	44.6	46.4	54.0	37.0	41.8	39.3	40.8	49.0	32.0	36.2	34.0	35.1	44.0	13.0	69%	0	0	0	1	0	62.0	56.1	52.9	55.4	55.0	50.0	51.0	48.1	50.3	50.0	45.0	45.9	43.3	45.2	45.0
12/19/2003	5	5,348	53.0	56.2	52.3	54.3	62.6	48.0	50.9	47.4	49.0	57.6	43.0	45.6	42.5	43.7	52.6	6.0	43%	1	0	0	1	0	51.0	47.5	44.6	46.4	54.0	37.0	41.8	39.3	40.8	49.0	32.0	36.2	34.0	35.1	44.0
12/20/2003	6	4,177	36.0	38.5	35.8	36.5	43.1	31.0	33.2	30.8	31.1	38.1	26.0	27.8	25.8	25.8	33.1	7.0	39%	0	1	0	1	0	59.0	56.2	52.3	54.3	62.6	48.0	50.9	47.4	49.0	57.6	43.0	45.6	42.5	43.7	52.6
12/21/2003	7	4,199	36.0	38.9	36.0	36.9	43.8	31.0	33.5	31.0	31.5	38.8	26.0	28.1	26.0	26.1	33.8	8.0	40%	0	0	1	1	0	40.0	38.5	35.8	36.5	43.1	31.0	33.2	30.8	31.1	38.1	26.0	27.8	25.8	25.8	33.1
12/22/2003	1	4,903	37.0	41.1	38.4	39.9	46.8	32.0	35.5	33.2	34.3	41.8	27.0	30.0	28.0	28.8	36.8	11.0	64%	0	0	0	1	0	37.0	38.9	36.0	36.9	43.8	31.0	33.5	31.0	31.5	38.8	26.0	28.1	26.0	26.1	33.8
12/23/2003	2	5,652	49.0	50.0	47.2	47.6	49.0	44.0	44.9	42.4	42.5	44.0	39.0	39.8	37.5	37.4	39.0	2.0	29%	0	0	0	1	0	40.0	41.1	38.4	39.9	46.8	32.0	35.5	33.2	34.3	41.8	27.0	30.0	28.0	28.8	36.8
12/24/2003	3	5,015	47.0	48.4	45.5	45.7	47.0	42.0	43.3	40.7	40.6	42.0	37.0	38.1	35.8	35.4	37.0	3.0	20%	1	0	0	1	0	54.0	50.0	47.2	47.6	49.0	44.0	44.9	42.4	42.5	44.0	39.0	39.8	37.5	37.4	39.0
12/25/2003	4	4,501	41.0	44.3	41.0	41.7	49.9	36.0	38.9	36.0	36.3	44.9	31.0	33.5	31.0	30.9	39.9	8.0	22%	0	1	0	1	0	54.0	48.4	45.5	45.7	47.0	42.0	43.3	40.7	40.6	42.0	37.0	38.1	35.8	35.4	37.0
12/26/2003	5	3,992	34.0	37.7	35.3	36.4	43.0	29.0	32.2	30.1	30.8	38.0	24.0	26.6	24.9	25.3	33.0	11.0	59%	1	0	0	1	0	43.0	44.3	41.0	41.7	49.9	36.0	38.9	36.0	36.3	44.9	31.0	33.5	31.0	30.9	39.9
12/27/2003	6	3,782	27.0	30.8	29.0	30.7	35.4	22.0	25.1	23.7	25.0	30.4	17.0	19.4	18.3	19.3	25.4	14.0	97%	0	1	0	1	0	36.0	37.7	35.3	36.4	43.0	29.0	32.2	30.1	30.8	38.0	24.0	26.6	24.9	25.3	33.0
12/28/2003	7	4,358	36.0	39.2	36.5	38.9	44.4	31.0	33.8	31.4	33.5	39.4	26.0	28.3	26.3	28.0	34.4	9.0	90%	0	0	1	1	0	28.0	30.8	29.0	30.7	35.4	22.0	25.1	23.7	25.0	30.4	17.0	19.4	18.3	19.3	25.4
12/29/2003	1	5,623	46.0	49.7	46.0	49.7	56.0	41.0	44.3	41.0	44.3	51.0	36.0	38.9	36.0	38.9	46.0	8.0	100%	0	0	0	1	0	30.0	39.2	36.5	38.9	44.4	31.0	33.8	31.4	33.5	39.4	26.0	28.3	26.3	28.0	34.4
12/30/2003	2	6,260	53.0	55.1	51.7	54.3	60.0	48.0	49.9	46.8	49.1	55.0	43.0	44.7	41.9	43.9	50.0	4.0	75%	0	0	0	1	0	41.0	49.7	46.0	49.7	56.0	41.0	44.3	41.0	44.3	51.0	36.0	38.9	36.0	38.9	46.0
12/31/2003	3	6,530	60.0	65.4	60.8	63.6	73.9	55.0	60.0	55.7	58.2	68.9	50.0	54.5	50.6	52.7	63.9	9.0	47%	1	0	0	1	0	53.0	55.1	51.7	54.3	60.0	48.0	49.9	46.8	49.1	55.0	43.0	44.7	41.9	43.9	50.0
1/1/2004	4	5,559	48.0	52.3	48.6	51.5	59.2	43.0	46.9	43.5	46.1	54.2	38.0	41.4	38.5	40.6	49.2	9.0	76%	0	1	0	0	0	61.0	65.4	60.8	63.6	73.9	55.0	60.0	55.7	58.2	68.9	50.0	54.5	50.6	52.7	63.9
1/2/2004	5	5,923	44.0	48.0	44.6	47.5	54.3	39.0	42.5	39.5	42.0	49.3	34.0	37.1	34.4	36.6	44.3	9.0	85%	1	0	0	0	0	51.0	52.3	48.6	51.5	59.2	43.0	46.9	43.5	46.1	54.2	38.0	41.4	38.5	40.6	49.2
1/3/2004	6	7,883	69.0	79.4	75.0	78.0	89.5	64.0	73.6	69.6	72.2	84.5	59.0	67.9	64.2	66.5	79.5	15.0	59%	0	1	0	0	0	49.0	48.0	44.6	47.5	54.3	39.0	42.5	39.5	42.0	49.3	34.0	37.1	34.4	36.6	44.3
1/4/2004	7	9,370	75.0	78.8	73.6	77.0	87.3	70.0	73.5	68.7	71.8	82.3	65.0	68.3	63.8	66.5	77.3	5.0	48%	0	0	1	0	0	68.0	79.4	75.0	78.0	89.5	64.0	73.6	69.6	72.2	84.5	59.0	67.9	64.2	66.5	79.5
1/5/2004	1	9,993	80.0	88.0	82.0	85.7	99.5	75.0	82.5	76.9	80.2	94.5	70.0	77.0	71.8	74.7	89.5	10.0	30%	0	0	0	0	0	81.0	78.8	73.6	77.0	87.3	70.0	73.5	68.7	71.8	82.3	65.0	68.3	63.8	66.5	77.3
1/6/2004	2	8,471	66.0	75.9	71.8	74.5	85.7	61.0	70.2	66.3	68.8	80.7	56.0	64.4	60.9	63.0	75.7	15.0	59%	0	0	0	0	0	87.0	88.0	82.0	85.7	99.5	75.0	82.5	76.9	80.2	94.5	70.0	77.0	71.8	74.7	89.5
1/7/2004	3	7,420	61.0	62.2	58.7	59.7	61.0	56.0	57.1	53.9	54.6	56.0	51.0	52.0	49.1	49.5	51.0	2.0	24%	0	0	0	0	0	73.0	75.9	71.8	74.5	85.7	61.0	70.2	66.3	68.8	80.7	56.0	64.4	60.9	63.0	75.7
1/8/2004	4	7,016	63.0	63.6	60.2	61.5	63.0	58.0	58.6	55.5	56.5	58.0	53.0	53.5	50.7	51.4	53.0	1.0	37%	0	0	0	0	0	66.0	62.2	58.7	59.7	61.0	56.0	57.1	53.9	54.6	56.0	51.0	52.0	49.1	49.5	51.0
1/9/2004	5	6,170	56.0	58.2	54.6	58.2	63.5	51.0	53.0	49.7	53.0	58.5	46.0	47.8	44.9	47.8	53.5	4.0	98%	1	0	0	0	0	73.0	63.6	60.2	61.5	63.0	58.0	58.6	55.5	56.5	58.0	53.0	53.5	50.7	51.4	53.0
1/10/2004	6	4,780	43.0	46.0	42.7	45.8	51.6	38.0	40.7	37.8	40.5	46.6	33.0	35.3	32.8	35.1	41.6	7.0	95%	0	1	0	0	0	61.0	58.2	54.6	58.2	63.5	51.0	53.0	49.7	53.0	58.5	46.0	47.8	44.9	47.8	53.5
1/11/2004	7	5,352	44.0	48.0	44.6	47.9	54.3	39.0	42.5	39.5	42.4	49.3	34.0	37.1	34.4	37.0	44.3	9.0	98%	0	0	1	0	0	51.0	46.0	42.7	45.8	51.6	38.0	40.7	37.8	40.5	46.6	33.0	35.3	32.8	35.1	41.6
1/12/2004	1	6,524	47.0	52.6	49.4	52.5	59.8	42.0	47.0	44.1	46.9	54.8	37.0	41.4	38.9	41.3	49.8	12.0	97%	0	0	0	0	0	46.0	48.0	44.6	47.9	54.3	39.0	42.5	39.5	42.4	49.3	34.0	37.1	34.4	37.0	44.3
1/13/2004	2	7,025	62.0	65.7	61.2	64.7	73.3	57.0	60.4	56.3	59.4	68.3	52.0	55.1	51.4	54.1	63.3	6.0	68%	0	0	0	0	0	54.0	52.6	49.4	52.5	59.8	42.0	47.0	44.1	46.9	54.8	37.0	41.4	38.9	41.3	49.8
1/14/2004	3	6,847	58.0	62.6	58.0	61.5	70.6	53.0	57.2	53.0	56.1	65.6	48.0	51.8	48.0	50.7	60.6	8.0	66%	0	0	0	0	0	73.0	65.7	61.2	64.7	73.3	57.0	60.4	56.3	59.4	68.3	52.0	55.1	51.4	54.1	63.3
1/15/2004	4	6,585	57.0	62.7	58.4	62.7	71.0	52.0	57.2	53.3	57.2	66.0	47.0	51.7	48.2	51.7	61.0	10.0	99%	0	0	0	0	0	64.0	62.6	58.0	61.5	70.6	53.0	57.2	53.0	56.1	65.6	48.0	51.8	48.0	50.7	60.6
1/16/2004	5	5,363	45.0	50.9	47.8	50.6	57.8	40.0	45.2	42.5	44.9	52.8	35.0	39.6	37.2	39.3	47.8	13.0	91%	1	0	0	0	0	60.0	62.7	58.4	62.7	71.0	52.0	57.2	53.3	57.2	66.0	47.0	51.7	48.2	51.7	61.0
1/17/2004	6	7,568	57.0	66.7	63.4	65.9	75.2	52.0	60.8	57.9	60.0	70.2	47.0	55.0	52.3	54.2	65.2	17.0	75%	0	1	0	0	0	50.0	50.9	47.8	50.6	57.8	40.0	45.2	42.5	44.9	52.8	35.0	39.6	37.2	39.3	47.8
1/18/2004	7	8,510	77.0	84.7	78.9	82.2	95.8	72.0	79.2	73.8	76.7	90.8	67.0	73.7	68.7	71.2	85.8	10.0	25%	0	0	1	0	0	60.0	66.7	63.4	65.9	75.2	52.0	60.8	57.9	60.0	70.2	47.0	55.0	52.3	54.2	65.2
1/19/2004	1	7,537	67.0	69.7	65.3	69.4	76.2	62.0	64.5	60.5	64.2	71.2	57.0	59.3	55.6	59.0	66.2	4.0	92%	0	0	0	0	0	79.0	84.7	78.9	82.2	95.8	72.0	79.2	73.8	76.7	90.8	67.0	73.7	68.7	71.2	85.8
1/20/2004	2	6,456	55.0	60.0	55.7	59.8	67.8	50.0	54.5	50.6	54.3	62.8	45.0	49.1	45.6	48.9	57.8	9.0	95%	0	0	0	0	0	83.0	69.7	65.3	69.4	76.2	62.0	64.5	60.5	64.2	71.2	57.0	59.3	55.6	59.0	66.2
1/21/2004	3	9,422	61.0	73.2	70.2	72.7	81.7	56.0	67.2	64.4	66.7	76.7	51.0	61.2	58.7	60.7	71.7	20.0	84%	0	0	0	0	0	63.0	60.0	55.7	59.8	67.8	50.0	54.5	50.6	54.3	62.8	45.0	49.1	45.6	48.9	57.8
1/22/2004	4	9,142	74.0	79.9	74.0	78.4	90.1	69.0	74.5	69.0	73.0	85.1	64.0	69.1	64.0	67.6	80.1	8.0	54%	0	0	0	0	0	67.0	73.2	70.2	72.7	81.7	56.0	67.2	64.4	66.7	76.7	51.0	61.2	58.7	60.7	71.7
1/23/2004	5	7,782	61.0	65.9	61.0	65.6	74.3	56.0	60.5	56.0	60.2	69.3	51.0	55.1	51.0	54.8	64.3	8.0	93%	1	0	0	0	0	82.0	79.9	74.0	78.4	90.1	69.0	74.5	69.0	73.0	85.1	64.0	69.1	64.0	67.6	80.1
1/24/2004	6	7,398	73.0	75.2	70.7	73.3	73.0	68.0	70.0	65.9	68.2	68.0	63.0	64.9	61.0	63.0	63.0	3.0	44%	0	1	0	0	0	75.0	65.9	61.0	65.6	74.3	56.0	60.5	56.0	60.2	69.3	51.0	55.1	51.0	54.8	64.3
1/25/2004	7	7,210	59.0	65.5	61.2	65.5	74.2	54.0	59.9	56.0	59.9	69.2	49.0	54.4	50.8	54.4	64.2	11.0	100%	0	0	1	0	0	83.0	75.2	70.7	73.3	73.0	68.0	70.0	65.9	68.2	68.0	63.0	64.9	61.0	63.0	63.0
1/26/2004	1	7,156	56.0	59.9	55.7	59.9	67.2	51.0	54.6	50.7	54.6	62.2	46.0	49.2	45.7	49.2	57.2	7.0	100%	0	0	0	0	0	79.0	65.5	61.2	65.5	74.2	54.0	59.9	56.0	59.9	69.2	49.0	54.4	50.8	54.4	64.2
1/27/2004	2	8,340	71.0	76.7	71.0	75.7	86.4	66.0	71.3	66.0	70.3	81.4	61.0	65.9	61.0	64.9	76.4	8.0	70%	0	0	0	0	0	60.0	59.9	55.7	59.9	67.2	51.0	54.6	50.7	54.6	62.2	46.0	49.2	45.7	49.2	57.2
1/28/2004	3	10,609	84.0	94.1	88.2	91.4	106.4	79.0	88.5	83.0	85.8	101.4	74.0	82.9	77.7	80.2	96.4	12.0	21%	0	0	0	0	0	67.0	76.7	71.0	75.7	86.4	66.0	71.3	66.0	70.3	81.4	61.0	65.9	61.0	64.9	76.4
1/29/2004	4	10,695	88.0	95.0	88.0	92.8	107.1	83.0	89.6	83.0	87.4	102.1	78.0	84.2	78.0	82.0	97.1	8.0	32%	0	0	0	0	0	81.0	94.1	88.2	91.4	106.4	79.0	88.5	83.0	85.8	101.4	74.0	82.9	77.7	80.2	96.4
1/30/2004	5	9,518	87.0	91.4	85.4	88.8	101.4	82.0	86.1	80.5	83.5	96.4	77.0	80.9	75.6	78.3	91.4	5.0	22%	1	0	0	0	0	90.0	95.0	88.0	92.8	107.1	83.0	89.6	83.0	87.4	102.1	78.0	84.2	78.0	82.0	97.1
1/31/2004	6	7,962	78.0	79.6	75.1	78.8	78.0	73.0	74.5	70.3	73.7	73.0	68.0	69.4	65.5	68.6	68.0	2.0	76%	0	1	0	0	0	86.0	91.4	85.4	88.8	101.4	82.0	86.1	80.5	83.5	96.4	77.0	80.9	75.6	78.3	91.4
2/1/2004	7	7,338	58.0	58.6	55.5	57.9	58.0	53.0	53.5	50.7	52.9	53.0	48.0	48.5	45.9	47.8	48.0	1.0	81%	0	0	1	0	1	78.0	79.6	75.1	78.8	78.0	73.0	74.5	70.3	73.7	73.0	68.0	69.4	65.5	68.6	68.0
2/2/2004	1	8,416	64.0	67.8	63.2	66.0	75.7	59.0	62.5	58.3	60.7	70.7	54.0	57.2	53.3	55.4	65.7	6.0	44%	0	0	0	0	1	55.0	58.6	55.5	57.9	58.0	53.0	53.5	50.7	52.9	53.0	48.0	48.5	45.9	47.8	48.0
2/3/2004	2	8,535	73.0	78.1	72.5	75.4	87.7	68.0	72.8	67.6	70.1	82.7	63.0	67.4	62.6	64.7	77.7	7.0	20%	0	0	0	0	1	63.0	67.8	63.2	66.0	75.7	59.0	62.5	58.3	60.7	70.7	54.0	57.2	53.3	55.4	65.7
2/4/2004	3	6,900	66.0	69.3	64.8	67.9	76.7	61.0	64.1	59.9	62.6	71.7	56.0	58.8	55.0	57.4	66.7	5.0	57%	0	0	0	0	1	75.0	78.1	72.5	75.4	87.7	68.0	72.8	67.6	70.1	82.7	63.0	67.4	62.6	64.7	77.7
2/5/2004	4	5,402	44.0	47.5	44.0	47.4	53.5	39.0	42.1	39.0	42.0	48.5	34.0	36.7	34.0	36.6	43.5	8.0	95%	0	0	0	0	1	68.0	69.3	64.8	67.9	76.7	61.0	64.1	59.9	62.6	71.7	56.0	58.8	55.0	57.4	66.7
2/6/2004	5	6,502	50.0	55.5	51.9	55.5	63.0	45.0	50.0	46.7	49.9	58.0	40.0	44.4	41.5	44.4	53.0	11.0	99%	1	0	0	0	1	43.0	47.5	44.0	47.4	53.5	39.0	42.1	39.0	42.0	48.5	34.0	36.7	34.0	36.6	43.5
2/7/2004	6	5,894	58.0	61.5	57.3	59.2	68.5	53.0	56.2	52.3	53.9	63.5	48.0	50.9	47.4	48.6	58.5	6.0	32%	0	1	0	0	1	51.0	55.5	51.9	55.5	63.0	45.0	50.0	46.7	49.9	58.0	40.0	44.4	41.5	44.4	53.0
2/8/2004	7	5,483	46.0	50.6	47.2	50.2	57.4	41.0	45.1	42.0	44.7	52.4	36.0	39.6	36.9	39.2	47.4	10.0	87%	0	0	1	0	1	66.0	61.5	57.3	59.2	68.5	53.0	56.2	52.3	53.9	63.5	48.0	50.9	47.4	48.6	58.5
2/9/2004	1	6,123	49.0	55.9	52.7	55.8	63.4	44.0	50.2	47.3	50.1	58.4	39.0	44.5	41.9	44.4	53.4	14.0	99%	0	0	0	0	1	45.0	50.6	47.2	50.2	57.4	41.0	45.1	42.0	44.7	52.4	36.0	39.6	36.9	39.2	47.4
2/10/2004	2	6,133	55.0	59.4	55.0	58.9	66.9	50.0	54.0	50.0	53.5	61.9	45.0	48.6	45.0	48.1	56.9	8.0	86%	0	0	0	0	1	47.0	55.9	52.7	55.8	63.4	44.0	50.2	47.3	50.1	58.4	39.0	44.5	41.9	44.4	53.4
2/11/2004	3	7,072	53.0	58.3	54.3	58.1	66.1	48.0	52.8	49.2	52.6	61.1	43.0	47.3	44.1	47.1	56.1	10.0	93%	0	0	0	0	1	55.0	59.4	55.0	58.9	66.9	50.0	54.0	50.0	53.5	61.9	45.0	48.6	45.0	48.1	56.9
2/12/2004	4	6,327	60.0	66.6	62.3	64.9	75.5	55.0	61.1	57.1	59.4	70.5	50.0	55.5	51.9	53.8	65.5	11.0	50%	0	0	0	0	1	58.0	58.3	54.3	58.1	66.1	48.0	52.8	49.2	52.6	61.1	43.0	47.3	44.1	47.1	56.1
2/13/2004	5	5,785	45.0	50.4	47.3	48.2	57.3	40.0	44.8	42.0	42.6	52.3	35.0	39.2	36.8	37.0	47.3	12.0	34%	1	0	0	0	1	63.0	66.6	62.3	64.9	75.5	55.0	61.1	57.1	59.4	70.5	50.0	55.5	51.9	53.8	65.5
2/14/2004	6	8,032	69.0	75.2	69.9	72.7	85.0	64.0	69.8	64.8	67.3	80.0	59.0	64.3	59.7	61.8	75.0	9.0	26%	0	1	0	0	1	51.0	50.4	47.3	48.2	57.3	40.0	44.8	42.0	42.6	52.3	35.0	39.2	36.8	37.0	47.3
2/15/2004	7	7,093	71.0	73.8	69.2	72.3	80.8	66.0	68.6	64.4	67.1	75.8	61.0	63.4	59.5	61.9	70.8	4.0	55%	0	0	1	0	1	72.0	75.2	69.9	72.7	85.0	64.0	69.8	64.8	67.3	80.0	59.0	64.3	59.7	61.8	75.0
2/16/2004	1	7,205	50.0	55.5	51.9	55.3	63.0	45.0	50.0	46.7	49.8	58.0	40.0	44.4	41.5	44.2	53.0	11.0	94%	0	0	0	0	1	78.0	73.8	69.2	72.3	80.8	66.0	68.6	64.4	67.1	75.8	61.0	63.4	59.5	61.9	70.8
2/17/2004	2	5,725	54.0	57.2	53.3	55.8	63.8	49.0	51.9	48.4	50.5	58.8	44.0	46.6	43.5	45.2	53.8	6.0	58%	0	0	0	0	1	54.0	55.5	51.9	55.3	63.0	45.0	50.0	46.7	49.8	58.0	40.0	44.4	41.5	44.2	53.0
2/18/2004	3	4,277	37.0	40.3	37.5	38.7	45.7	32.0	34.9	32.4	33.3	40.7	27.0	29.4	27.3	27.8	35.7	9.0	52%	0	0	0	0	1	56.0	57.2	53.3	55.8	63.8	49.0	51.9	48.4	50.5	58.8	44.0	46.6	43.5	45.2	53.8
2/19/2004	4	4,255	35.0	37.1	34.6	37.0	41.2	30.0	31.8	29.6	31.7	36.2	25.0	26.5	24.7	26.4	31.2	6.0	97%	0	0	0	0	1	42.0	40.3	37.5	38.7	45.7	32.0	34.9	32.4	33.3	40.7	27.0	29.4	27.3	27.8	35.7
2/20/2004	5	5,507	35.0	37.8	35.0	37.8	42.6	30.0	32.4	30.0	32.4	37.6	25.0	27.0	25.0	27.0	32.6	8.0	100%	1	0	0	0	1	44.0	37.1	34.6	37.0	41.2	30.0	31.8	29.6	31.7	36.2	25.0	26.5	24.7	26.4	31.2
2/21/2004	6	4,434	39.0	42.1	39.0	41.2	47.5	34.0	36.7	34.0	35.8	42.5	29.0	31.3	29.0	30.4	37.5	8.0	73%	0	1	0	0	1	37.0	37.8	35.0	37.8	42.6	30.0	32.4	30.0	32.4	37.6	25.0	27.0	25.0	27.0	32.6
2/22/2004	7	3,895	36.0	37.8	35.3	37.6	41.4	31.0	32.6	30.4	32.3	36.4	26.0	27.3	25.5	27.1	31.4	5.0	93%	0	0	1	0	1	46.0	42.1	39.0	41.2	47.5	34.0	36.7	34.0	35.8	42.5	29.0	31.3	29.0	30.4	37.5
2/23/2004	1	4,171	34.0	36.4	33.8	36.4	40.7	29.0	31.0	28.8	31.0	35.7	24.0	25.7	23.9	25.7	30.7	7.0	100%	0	0	0	0	1	38.0	37.8	35.3	37.6	41.4	31.0	32.6	30.4	32.3	36.4	26.0	27.3	25.5	27.1	31.4
2/24/2004	2	4,250	34.0	36.0	33.6	35.0	40.0	29.0	30.7	28.6	29.7	35.0	24.0	25.4	23.7	24.4	30.0	6.0	70%	0	0	0	0	1	34.0	36.4	33.8	36.4	40.7	29.0	31.0	28.8	31.0	35.7	24.0	25.7	23.9	25.7	30.7
2/25/2004	3	4,654	36.0	40.7	38.3	40.3	46.4	31.0	35.0	32.9	34.7	41.4	26.0	29.4	27.6	29.0	36.4	13.0	90%	0	0	0	0	1	44.0	36.0	33.6	35.0	40.0	29.0	30.7	28.6	29.7	35.0	24.0	25.4	23.7	24.4	30.0
2/26/2004	4	4,239	30.0	34.2	32.3	32.9	39.2	25.0	28.5	26.9	27.2	34.2	20.0	22.8	21.5	21.5	29.2	14.0	62%	0	0	0	0	1	45.0	40.7	38.3	40.3	46.4	31.0	35.0	32.9	34.7	41.4	26.0	29.4	27.6	29.0	36.4
2/27/2004	5	3,713	29.0	33.1	31.2	31.9	37.9	24.0	27.4	25.8	26.2	32.9	19.0	21.7	20.4	20.5	27.9	14.0	64%	1	0	0	0	1	33.0	34.2	32.3	32.9	39.2	25.0	28.5	26.9	27.2	34.2	20.0	22.8	21.5	21.5	29.2
2/28/2004	6	3,321	22.0	23.3	21.7	21.0	25.7	17.0	18.0	16.8	15.7	20.7	12.0	12.7	11.9	10.4	15.7	6.0	29%	0	1	0	0	1	32.0	33.1	31.2	31.9	37.9	24.0	27.4	25.8	26.2	32.9	19.0	21.7	20.4	20.5	27.9
2/29/2004	7	3,834	30.0	31.8	29.6	31.7	35.2	25.0	26.5	24.7	26.4	30.2	20.0	21.2	19.8	21.1	25.2	6.0	96%	0	0	1	0	1	28.0	23.3	21.7	21.0	25.7	17.0	18.0	16.8	15.7	20.7	12.0	12.7	11.9	10.4	15.7
3/1/2004	1	3,994	30.0	32.7	30.4	32.4	37.1	25.0	27.3	25.3	27.0	32.1	20.0	21.8	20.3	21.5	27.1	9.0	92%	0	0	0	0	0	38.0	31.8	29.6	31.7	35.2	25.0	26.5	24.7	26.4	30.2	20.0	21.2	19.8	21.1	25.2
3/2/2004	2	4,764	37.0	41.1	38.4	40.4	46.8	32.0	35.5	33.2	34.9	41.8	27.0	30.0	28.0	29.3	36.8	11.0	80%	0	0	0	0	0	32.0	32.7	30.4	32.4	37.1	25.0	27.3	25.3	27.0	32.1	20.0	21.8	20.3	21.5	27.1
3/3/2004	3	5,925	44.0	46.6	43.5	46.0	51.9	39.0	41.3	38.5	40.7	46.9	34.0	36.0	33.6	35.4	41.9	6.0	82%	0	0	0	0	0	36.0	41.1	38.4	40.4	46.8	32.0	35.5	33.2	34.9	41.8	27.0	30.0	28.0	29.3	36.8
3/4/2004	4	5,444	46.0	49.2	45.7	49.2	55.2	41.0	43.9	40.7	43.9	50.2	36.0	38.5	35.8	38.5	45.2	7.0	100%	0	0	0	0	0	47.0	46.6	43.5	46.0	51.9	39.0	41.3	38.5	40.7	46.9	34.0	36.0	33.6	35.4	41.9
3/5/2004	5	4,370	34.0	35.4	33.2	35.3	38.1	29.0	30.2	28.3	30.1	33.1	24.0	25.0	23.4	24.9	28.1	4.0	99%	1	0	0	0	0	54.0	49.2	45.7	49.2	55.2	41.0	43.9	40.7	43.9	50.2	36.0	38.5	35.8	38.5	45.2
3/6/2004	6	4,487	40.0	43.6	40.5	43.6	49.3	35.0	38.2	35.4	38.2	44.3	30.0	32.7	30.4	32.7	39.3	9.0	100%	0	1	0	0	0	38.0	35.4	33.2	35.3	38.1	29.0	30.2	28.3	30.1	33.1	24.0	25.0	23.4	24.9	28.1
3/7/2004	7	5,949	42.0	50.0	47.8	49.4	56.5	37.0	44.0	42.1	43.4	51.5	32.0	38.1	36.4	37.5	46.5	19.0	82%	0	0	1	0	0	39.0	43.6	40.5	43.6	49.3	35.0	38.2	35.4	38.2	44.3	30.0	32.7	30.4	32.7	39.3
3/8/2004	1	5,222	41.0	44.3	41.0	42.4	49.9	36.0	38.9	36.0	37.0	44.9	31.0	33.5	31.0	31.6	39.9	8.0	45%	0	0	0	0	0	41.0	50.0	47.8	49.4	56.5	37.0	44.0	42.1	43.4	51.5	32.0	38.1	36.4	37.5	46.5
3/9/2004	2	4,190	32.0	34.6	32.0	32.5	38.9	27.0	29.2	27.0	27.1	33.9	22.0	23.8	22.0	21.7	28.9	8.0	38%	0	0	0	0	0	46.0	44.3	41.0	42.4	49.9	36.0	38.9	36.0	37.0	44.9	31.0	33.5	31.0	31.6	39.9
3/10/2004	3	6,095	38.0	44.8	42.8	44.3	50.9	33.0	38.9	37.1	38.4	45.9	28.0	33.0	31.5	32.5	40.9	18.0	85%	0	0	0	0	0	38.0	34.6	32.0	32.5	38.9	27.0	29.2	27.0	27.1	33.9	22.0	23.8	22.0	21.7	28.9
3/11/2004	4	7,236	61.0	71.4	67.9	69.4	80.3	56.0	65.5	62.3	63.6	75.3	51.0	59.7	56.7	57.7	70.3	17.0	41%	0	0	0	0	0	39.0	44.8	42.8	44.3	50.9	33.0	38.9	37.1	38.4	45.9	28.0	33.0	31.5	32.5	40.9
3/12/2004	5	5,152	51.0	54.1	50.4	53.0	60.2	46.0	48.8	45.4	47.7	55.2	41.0	43.5	40.5	42.4	50.2	6.0	69%	1	0	0	0	0	58.0	71.4	67.9	69.4	80.3	56.0	65.5	62.3	63.6	75.3	51.0	59.7	56.7	57.7	70.3
3/13/2004	6	4,697	34.0	38.8	36.6	38.4	44.3	29.0	33.1	31.2	32.7	39.3	24.0	27.4	25.8	27.0	34.3	14.0	90%	0	1	0	0	0	55.0	54.1	50.4	53.0	60.2	46.0	48.8	45.4	47.7	55.2	41.0	43.5	40.5	42.4	50.2
3/14/2004	7	5,401	43.0	51.6	49.5	50.4	58.1	38.0	45.6	43.7	44.4	53.1	33.0	39.6	38.0	38.4	48.1	20.0	65%	0	0	1	0	0	40.0	38.8	36.6	38.4	44.3	29.0	33.1	31.2	32.7	39.3	24.0	27.4	25.8	27.0	34.3
3/15/2004	1	4,487	48.0	50.4	47.1	48.0	55.5	43.0	45.2	42.2	42.7	50.5	38.0	39.9	37.3	37.5	45.5	5.0	27%	0	0	0	0	0	43.0	51.6	49.5	50.4	58.1	38.0	45.6	43.7	44.4	53.1	33.0	39.6	38.0	38.4	48.1
3/16/2004	2	4,577	40.0	44.8	42.0	44.0	51.0	35.0	39.2	36.8	38.4	46.0	30.0	33.6	31.5	32.8	41.0	12.0	77%	0	0	0	0	0	53.0	50.4	47.1	48.0	55.5	43.0	45.2	42.2	42.7	50.5	38.0	39.9	37.3	37.5	45.5
3/17/2004	3	3,943	36.0	38.2	35.6	36.9	42.3	31.0	32.9	30.6	31.6	37.3	26.0	27.6	25.7	26.3	32.3	6.0	61%	0	0	0	0	0	42.0	44.8	42.0	44.0	51.0	35.0	39.2	36.8	38.4	46.0	30.0	33.6	31.5	32.8	41.0
3/18/2004	4	4,201	36.0	38.9	36.0	37.4	43.8	31.0	33.5	31.0	32.0	38.8	26.0	28.1	26.0	26.6	33.8	8.0	57%	0	0	0	0	0	39.0	38.2	35.6	36.9	42.3	31.0	32.9	30.6	31.6	37.3	26.0	27.6	25.7	26.3	32.3
3/19/2004	5	4,448	29.0	33.4	31.5	32.6	38.3	24.0	27.6	26.1	26.8	33.3	19.0	21.9	20.7	21.1	28.3	15.0	76%	1	0	0	0	0	46.0	38.9	36.0	37.4	43.8	31.0	33.5	31.0	32.0	38.8	26.0	28.1	26.0	26.6	33.8
3/20/2004	6	6,375	40.0	48.8	47.0	47.5	54.8	35.0	42.7	41.1	41.4	49.8	30.0	36.6	35.3	35.3	44.8	22.0	60%	0	1	0	0	0	37.0	33.4	31.5	32.6	38.3	24.0	27.6	26.1	26.8	33.3	19.0	21.9	20.7	21.1	28.3
3/21/2004	7	6,041	53.0	56.7	52.7	54.0	63.6	48.0	51.4	47.7	48.6	58.6	43.0	46.0	42.7	43.3	53.6	7.0	18%	0	0	1	0	0	38.0	48.8	47.0	47.5	54.8	35.0	42.7	41.1	41.4	49.8	30.0	36.6	35.3	35.3	44.8
3/22/2004	1	4,465	43.0	47.3	44.1	45.4	53.7	38.0	41.8	39.0	39.9	48.7	33.0	36.3	33.8	34.4	43.7	10.0	42%	0	0	0	0	0	53.0	56.7	52.7	54.0	63.6	48.0	51.4	47.7	48.6	58.6	43.0	46.0	42.7	43.3	53.6
3/23/2004	2	3,654	38.0	40.7	37.8	38.8	45.5	33.0	35.3	32.8	33.5	40.5	28.0	30.0	27.8	28.1	35.5	7.0	45%	0	0	0	0	0	46.0	47.3	44.1	45.4	53.7	38.0	41.8	39.0	39.9	48.7	33.0	36.3	33.8	34.4	43.7
3/24/2004	3	3,247	26.0	27.3	25.5	25.5	29.7	21.0	22.1	20.6	20.2	24.7	16.0	16.8	15.7	15.0	19.7	5.0	45%	0	0	0	0	0	47.0	40.7	37.8	38.8	45.5	33.0	35.3	32.8	33.5	40.5	28.0	30.0	27.8	28.1	35.5
3/25/2004	4	2,816	24.0	25.2	23.6	23.5	27.4	19.0	20.0	18.6	18.2	22.4	14.0	14.7	13.7	13.0	17.4	5.0	48%	0	0	0	0	0	27.0	27.3	25.5	25.5	29.7	21.0	22.1	20.6	20.2	24.7	16.0	16.8	15.7	15.0	19.7
3/26/2004	5	2,932	28.0	30.0	27.8	28.1	33.5	23.0	24.6	22.9	22.7	28.5	18.0	19.3	17.9	17.4	23.5	7.0	43%	1	0	0	0	0	25.0	25.2	23.6	23.5	27.4	19.0	20.0	18.6	18.2	22.4	14.0	14.7	13.7	13.0	17.4
3/27/2004	6	3,158	24.0	28.6	27.3	28.6	33.0	19.0	22.6	21.6	22.6	28.0	14.0	16.7	15.9	16.7	23.0	19.0	100%	0	1	0	0	0	33.0	30.0	27.8	28.1	33.5	23.0	24.6	22.9	22.7	28.5	18.0	19.3	17.9	17.4	23.5
3/28/2004	7	3,429	25.0	28.3	26.6	28.2	32.5	20.0	22.6	21.3	22.6	27.5	15.0	17.0	15.9	16.9	22.5	13.0	99%	0	0	1	0	0	28.0	28.6	27.3	28.6	33.0	19.0	22.6	21.6	22.6	28.0	14.0	16.7	15.9	16.7	23.0
3/29/2004	1	4,625	36.0	41.4	39.2	41.4	47.3	31.0	35.7	33.7	35.7	42.3	26.0	29.9	28.3	29.9	37.3	15.0	100%	0	0	0	0	0	22.0	28.3	26.6	28.2	32.5	20.0	22.6	21.3	22.6	27.5	15.0	17.0	15.9	16.9	22.5
3/30/2004	2	3,986	35.0	37.8	35.0	35.9	42.6	30.0	32.4	30.0	30.5	37.6	25.0	27.0	25.0	25.1	32.6	8.0	42%	0	0	0	0	0	36.0	41.4	39.2	41.4	47.3	31.0	35.7	33.7	35.7	42.3	26.0	29.9	28.3	29.9	37.3
3/31/2004	3	3,168	31.0	32.6	30.4	29.9	35.6	26.0	27.3	25.5	24.6	30.6	21.0	22.1	20.6	19.4	25.6	5.0	20%	0	0	0	0	0	36.0	37.8	35.0	35.9	42.6	30.0	32.4	30.0	30.5	37.6	25.0	27.0	25.0	25.1	32.6
4/1/2004	4	2,949	26.0	27.8	25.8	25.2	31.1	21.0	22.5	20.9	19.8	26.1	16.0	17.1	15.9	14.5	21.1	7.0	20%	0	0	0	0	0	32.0	32.6	30.4	29.9	35.6	26.0	27.3	25.5	24.6	30.6	21.0	22.1	20.6	19.4	25.6
4/2/2004	5	2,486	25.0	27.0	25.0	26.0	30.4	20.0	21.6	20.0	20.6	25.4	15.0	16.2	15.0	15.2	20.4	8.0	69%	1	0	0	0	0	30.0	27.8	25.8	25.2	31.1	21.0	22.5	20.9	19.8	26.1	16.0	17.1	15.9	14.5	21.1
4/3/2004	6	3,134	30.0	34.2	32.3	32.3	39.2	25.0	28.5	26.9	26.6	34.2	20.0	22.8	21.5	20.9	29.2	14.0	43%	0	1	0	0	0	26.0	27.0	25.0	26.0	30.4	20.0	21.6	20.0	20.6	25.4	15.0	16.2	15.0	15.2	20.4
4/4/2004	7	2,822	29.0	30.2	28.3	27.7	32.3	24.0	25.0	23.4	22.5	27.3	19.0	19.8	18.5	17.3	22.3	4.0	25%	0	0	1	0	0	34.0	34.2	32.3	32.3	39.2	25.0	28.5	26.9	26.6	34.2	20.0	22.8	21.5	20.9	29.2
4/5/2004	1	2,184	16.0	17.8	16.6	15.3	20.5	11.0	12.2	11.4	9.8	15.5	6.0	6.7	6.2	4.2	10.5	11.0	27%	0	0	0	0	0	34.0	30.2	28.3	27.7	32.3	24.0	25.0	23.4	22.5	27.3	19.0	19.8	18.5	17.3	22.3
4/6/2004	2	2,446	16.0	17.1	15.9	14.6	19.0	11.0	11.8	10.9	9.2	14.0	6.0	6.4	6.0	3.9	9.0	7.0	24%	0	0	0	0	0	23.0	17.8	16.6	15.3	20.5	11.0	12.2	11.4	9.8	15.5	6.0	6.7	6.2	4.2	10.5
4/7/2004	3	3,534	22.0	24.2	22.6	23.7	27.6	17.0	18.7	17.4	18.2	22.6	12.0	13.2	12.3	12.7	17.6	10.0	84%	0	0	0	0	0	21.0	17.1	15.9	14.6	19.0	11.0	11.8	10.9	9.2	14.0	6.0	6.4	6.0	3.9	9.0
4/8/2004	4	3,461	35.0	39.2	36.8	36.5	44.7	30.0	33.6	31.5	30.9	39.7	25.0	28.0	26.3	25.3	34.7	12.0	18%	0	0	0	0	0	28.0	24.2	22.6	23.7	27.6	17.0	18.7	17.4	18.2	22.6	12.0	13.2	12.3	12.7	17.6
4/9/2004	5	4,171	37.0	40.3	37.5	39.9	45.7	32.0	34.9	32.4	34.5	40.7	27.0	29.4	27.3	29.0	35.7	9.0	88%	1	0	0	0	0	32.0	39.2	36.8	36.5	44.7	30.0	33.6	31.5	30.9	39.7	25.0	28.0	26.3	25.3	34.7
4/10/2004	6	4,600	36.0	39.2	36.5	38.3	44.4	31.0	33.8	31.4	32.8	39.4	26.0	28.3	26.3	27.4	34.4	9.0	71%	0	1	0	0	0	34.0	40.3	37.5	39.9	45.7	32.0	34.9	32.4	34.5	40.7	27.0	29.4	27.3	29.0	35.7
4/11/2004	7	4,799	41.0	43.1	40.2	42.7	47.3	36.0	37.8	35.3	37.4	42.3	31.0	32.6	30.4	32.2	37.3	5.0	89%	0	0	1	0	0	39.0	39.2	36.5	38.3	44.4	31.0	33.8	31.4	32.8	39.4	26.0	28.3	26.3	27.4	34.4
4/12/2004	1	4,158	33.0	34.7	32.4	33.1	37.9	28.0	29.4	27.5	27.8	32.9	23.0	24.2	22.6	22.6	27.9	5.0	53%	0	0	0	0	0	36.0	43.1	40.2	42.7	47.3	36.0	37.8	35.3	37.4	42.3	31.0	32.6	30.4	32.2	37.3
4/13/2004	2	3,568	27.0	28.6	26.7	27.9	31.6	22.0	23.3	21.7	22.6	26.6	17.0	18.0	16.8	17.3	21.6	6.0	77%	0	0	0	0	0	35.0	34.7	32.4	33.1	37.9	28.0	29.4	27.5	27.8	32.9	23.0	24.2	22.6	22.6	27.9
4/14/2004	3	3,702	24.0	26.2	24.3	24.7	29.7	19.0	20.7	19.2	19.3	24.7	14.0	15.3	14.2	13.8	19.7	9.0	57%	0	0	0	0	0	27.0	28.6	26.7	27.9	31.6	22.0	23.3	21.7	22.6	26.6	17.0	18.0	16.8	17.3	21.6
4/15/2004	4	2,969	10.0	11.3	10.6	10.4	10.0	5.0	5.7	5.3	4.8	5.0	0.0	0.0	0.0	0.0	0.0	13.0	73%	0	0	0	0	0	32.0	26.2	24.3	24.7	29.7	19.0	20.7	19.2	19.3	24.7	14.0	15.3	14.2	13.8	19.7
4/16/2004	5	2,982	20.0	21.4	19.9	19.7	23.8	15.0	16.1	14.9	14.4	18.8	10.0	10.7	9.9	9.0	13.8	7.0	50%	1	0	0	0	0	16.0	11.3	10.6	10.4	10.0	5.0	5.7	5.3	4.8	5.0	0.0	0.0	0.0	0.0	0.0
4/17/2004	6	3,028	21.0	22.7	21.0	21.9	25.5	16.0	17.3	16.0	16.5	20.5	11.0	11.9	11.0	11.1	15.5	8.0	77%	0	1	0	0	0	22.0	21.4	19.9	19.7	23.8	15.0	16.1	14.9	14.4	18.8	10.0	10.7	9.9	9.0	13.8
4/18/2004	7	3,765	23.0	25.8	24.2	25.6	29.6	18.0	20.2	18.9	20.0	24.6	13.0	14.6	13.7	14.4	19.6	12.0	94%	0	0	1	0	0	28.0	22.7	21.0	21.9	25.5	16.0	17.3	16.0	16.5	20.5	11.0	11.9	11.0	11.1	15.5
4/19/2004	1	3,079	19.0	20.9	19.5	19.6	23.9	14.0	15.4	14.4	14.1	18.9	9.0	9.9	9.2	8.6	13.9	10.0	60%	0	0	0	0	0	26.0	25.8	24.2	25.6	29.6	18.0	20.2	18.9	20.0	24.6	13.0	14.6	13.7	14.4	19.6
4/20/2004	2	2,938	19.0	20.7	19.2	20.1	23.5	14.0	15.3	14.2	14.6	18.5	9.0	9.8	9.1	9.2	13.5	9.0	81%	0	0	0	0	0	24.0	20.9	19.5	19.6	23.9	14.0	15.4	14.4	14.1	18.9	9.0	9.9	9.2	8.6	13.9
4/21/2004	3	3,904	28.0	30.8	28.7	30.0	35.1	23.0	25.3	23.6	24.5	30.1	18.0	19.8	18.5	19.0	25.1	10.0	76%	0	0	0	0	0	21.0	20.7	19.2	20.1	23.5	14.0	15.3	14.2	14.6	18.5	9.0	9.8	9.1	9.2	13.5
4/22/2004	4	3,203	28.0	29.7	27.7	27.0	32.8	23.0	24.4	22.7	21.7	27.8	18.0	19.1	17.8	16.4	22.8	6.0	20%	0	0	0	0	0	24.0	30.8	28.7	30.0	35.1	23.0	25.3	23.6	24.5	30.1	18.0	19.8	18.5	19.0	25.1
4/23/2004	5	3,501	27.0	29.7	27.7	27.9	33.8	22.0	24.2	22.6	22.4	28.8	17.0	18.7	17.4	16.9	23.8	10.0	47%	1	0	0	0	0	30.0	29.7	27.7	27.0	32.8	23.0	24.4	22.7	21.7	27.8	18.0	19.1	17.8	16.4	22.8
4/24/2004	6	2,603	23.0	25.8	24.2	23.8	29.6	18.0	20.2	18.9	18.2	24.6	13.0	14.6	13.7	12.6	19.6	12.0	40%	0	1	0	0	0	29.0	29.7	27.7	27.9	33.8	22.0	24.2	22.6	22.4	28.8	17.0	18.7	17.4	16.9	23.8
4/25/2004	7	3,125	18.0	20.5	19.4	18.9	23.9	13.0	14.8	14.0	13.2	18.9	8.0	9.1	8.6	7.5	13.9	14.0	52%	0	0	1	0	0	26.0	25.8	24.2	23.8	29.6	18.0	20.2	18.9	18.2	24.6	13.0	14.6	13.7	12.6	19.6
4/26/2004	1	4,091	30.0	35.1	33.4	33.6	40.2	25.0	29.3	27.8	27.8	35.2	20.0	23.4	22.3	21.9	30.2	17.0	56%	0	0	0	0	0	17.0	20.5	19.4	18.9	23.9	13.0	14.8	14.0	13.2	18.9	8.0	9.1	8.6	7.5	13.9
4/27/2004	2	2,496	21.0	23.1	21.5	22.4	26.4	16.0	17.6	16.4	16.9	21.4	11.0	12.1	11.3	11.4	16.4	10.0	80%	0	0	0	0	0	30.0	35.1	33.4	33.6	40.2	25.0	29.3	27.8	27.8	35.2	20.0	23.4	22.3	21.9	30.2
4/28/2004	3	1,776	2.0	2.3	2.1	0.6	2.0	0.0	0.0	0.0	0.0	0.0	0.0	0.0	0.0	0.0	0.0	13.0	50%	0	0	0	0	0	26.0	23.1	21.5	22.4	26.4	16.0	17.6	16.4	16.9	21.4	11.0	12.1	11.3	11.4	16.4
4/29/2004	4	2,576	26.0	28.9	27.0	27.4	33.0	21.0	23.3	21.8	21.9	28.0	16.0	17.8	16.6	16.3	23.0	11.0	57%	0	0	0	0	0	6.0	2.3	2.1	0.6	2.0	0.0	0.0	0.0	0.0	0.0	0.0	0.0	0.0	0.0	0.0
4/30/2004	5	2,652	26.0	28.9	27.0	27.2	33.0	21.0	23.3	21.8	21.6	28.0	16.0	17.8	16.6	16.1	23.0	11.0	49%	1	0	0	0	0	27.0	28.9	27.0	27.4	33.0	21.0	23.3	21.8	21.9	28.0	16.0	17.8	16.6	16.3	23.0
5/1/2004	6	2,557	29.0	30.7	28.6	28.4	34.0	24.0	25.4	23.7	23.1	29.0	19.0	20.1	18.8	17.8	24.0	6.0	29%	0	1	0	0	0	29.0	28.9	27.0	27.2	33.0	21.0	23.3	21.8	21.6	28.0	16.0	17.8	16.6	16.1	23.0
5/2/2004	7	2,407	27.0	28.6	26.7	26.5	31.6	22.0	23.3	21.7	21.2	26.6	17.0	18.0	16.8	15.9	21.6	6.0	36%	0	0	1	0	0	32.0	30.7	28.6	28.4	34.0	24.0	25.4	23.7	23.1	29.0	19.0	20.1	18.8	17.8	24.0
5/3/2004	1	2,219	22.0	24.4	22.8	23.2	28.0	17.0	18.9	17.6	17.6	23.0	12.0	13.3	12.5	12.1	18.0	11.0	63%	0	0	0	0	0	27.0	28.6	26.7	26.5	31.6	22.0	23.3	21.7	21.2	26.6	17.0	18.0	16.8	15.9	21.6
5/4/2004	2	2,382	21.0	23.7	22.3	21.6	27.4	16.0	18.1	17.0	15.9	22.4	11.0	12.4	11.7	10.3	17.4	13.0	36%	0	0	0	0	0	26.0	24.4	22.8	23.2	28.0	17.0	18.9	17.6	17.6	23.0	12.0	13.3	12.5	12.1	18.0
5/5/2004	3	1,768	12.0	13.7	12.9	11.6	12.0	7.0	8.0	7.5	5.9	7.0	2.0	2.3	2.2	0.2	2.0	14.0	39%	0	0	0	0	0	27.0	23.7	22.3	21.6	27.4	16.0	18.1	17.0	15.9	22.4	11.0	12.4	11.7	10.3	17.4
5/6/2004	4	1,537	21.0	23.3	21.8	21.2	26.8	16.0	17.8	16.6	15.7	21.8	11.0	12.2	11.4	10.1	16.8	11.0	38%	0	0	0	0	0	21.0	13.7	12.9	11.6	12.0	7.0	8.0	7.5	5.9	7.0	2.0	2.3	2.2	0.2	2.0
5/7/2004	5	1,627	22.0	24.4	22.8	23.0	28.0	17.0	18.9	17.6	17.5	23.0	12.0	13.3	12.5	11.9	18.0	11.0	58%	1	0	0	0	0	28.0	23.3	21.8	21.2	26.8	16.0	17.8	16.6	15.7	21.8	11.0	12.2	11.4	10.1	16.8
5/8/2004	6	1,736	7.0	7.4	6.9	5.0	7.0	2.0	2.1	2.0	0.0	2.0	0.0	0.0	0.0	0.0	0.0	6.0	26%	0	1	0	0	0	28.0	24.4	22.8	23.0	28.0	17.0	18.9	17.6	17.5	23.0	12.0	13.3	12.5	11.9	18.0
5/9/2004	7	1,797	1.0	1.1	1.0	0.0	1.0	0.0	0.0	0.0	0.0	0.0	0.0	0.0	0.0	0.0	0.0	10.0	50%	0	0	1	0	0	15.0	7.4	6.9	5.0	7.0	2.0	2.1	2.0	0.0	2.0	0.0	0.0	0.0	0.0	0.0
5/10/2004	1	2,199	16.0	18.1	17.0	15.7	21.1	11.0	12.4	11.7	10.0	16.1	6.0	6.8	6.4	4.4	11.1	13.0	28%	0	0	0	0	0	7.0	1.1	1.0	0.0	1.0	0.0	0.0	0.0	0.0	0.0	0.0	0.0	0.0	0.0	0.0
5/11/2004	2	3,177	19.0	21.7	20.4	21.5	25.2	14.0	16.0	15.1	15.8	20.2	9.0	10.3	9.7	10.1	15.2	14.0	95%	0	0	0	0	0	24.0	18.1	17.0	15.7	21.1	11.0	12.4	11.7	10.0	16.1	6.0	6.8	6.4	4.4	11.1
5/12/2004	3	2,854	21.0	23.7	22.3	23.7	27.4	16.0	18.1	17.0	18.1	22.4	11.0	12.4	11.7	12.4	17.4	13.0	100%	0	0	0	0	0	28.0	21.7	20.4	21.5	25.2	14.0	16.0	15.1	15.8	20.2	9.0	10.3	9.7	10.1	15.2
5/13/2004	4	3,184	29.0	32.5	30.5	32.4	37.2	24.0	26.9	25.2	26.8	32.2	19.0	21.3	20.0	21.2	27.2	12.0	98%	0	0	0	0	0	23.0	23.7	22.3	23.7	27.4	16.0	18.1	17.0	18.1	22.4	11.0	12.4	11.7	12.4	17.4
5/14/2004	5	2,918	27.0	29.2	27.0	27.8	32.8	22.0	23.8	22.0	22.4	27.8	17.0	18.4	17.0	17.0	22.8	8.0	60%	1	0	0	0	0	28.0	32.5	30.5	32.4	37.2	24.0	26.9	25.2	26.8	32.2	19.0	21.3	20.0	21.2	27.2
5/15/2004	6	2,153	20.0	22.4	21.0	20.9	25.9	15.0	16.8	15.8	15.3	20.9	10.0	11.2	10.5	9.7	15.9	12.0	54%	0	1	0	0	0	32.0	29.2	27.0	27.8	32.8	22.0	23.8	22.0	22.4	27.8	17.0	18.4	17.0	17.0	22.8
5/16/2004	7	2,361	14.0	15.0	13.9	14.1	14.0	9.0	9.6	8.9	8.7	9.0	4.0	4.3	4.0	3.4	4.0	7.0	73%	0	0	1	0	0	22.0	22.4	21.0	20.9	25.9	15.0	16.8	15.8	15.3	20.9	10.0	11.2	10.5	9.7	15.9
5/17/2004	1	2,297	12.0	13.0	12.0	11.2	12.0	7.0	7.6	7.0	5.8	7.0	2.0	2.2	2.0	0.4	2.0	8.0	46%	0	0	0	0	0	14.0	15.0	13.9	14.1	14.0	9.0	9.6	8.9	8.7	9.0	4.0	4.3	4.0	3.4	4.0
5/18/2004	2	1,675	12.0	12.4	11.6	9.8	12.0	7.0	7.2	6.8	4.6	7.0	2.0	2.1	1.9	0.0	2.0	3.0	22%	0	0	0	0	0	16.0	13.0	12.0	11.2	12.0	7.0	7.6	7.0	5.8	7.0	2.0	2.2	2.0	0.4	2.0
5/19/2004	3	1,804	8.0	8.8	8.2	8.3	8.0	3.0	3.3	3.1	2.8	3.0	0.0	0.0	0.0	0.0	0.0	10.0	84%	0	0	0	0	0	13.0	12.4	11.6	9.8	12.0	7.0	7.2	6.8	4.6	7.0	2.0	2.1	1.9	0.0	2.0
5/20/2004	4	1,975	12.0	13.3	12.5	12.5	12.0	7.0	7.8	7.3	6.9	7.0	2.0	2.2	2.1	1.4	2.0	11.0	74%	0	0	0	0	0	13.0	8.8	8.2	8.3	8.0	3.0	3.3	3.1	2.8	3.0	0.0	0.0	0.0	0.0	0.0
5/21/2004	5	1,804	13.0	14.4	13.5	13.7	13.0	8.0	8.9	8.3	8.1	8.0	3.0	3.3	3.1	2.6	3.0	11.0	77%	1	0	0	0	0	16.0	13.3	12.5	12.5	12.0	7.0	7.8	7.3	6.9	7.0	2.0	2.2	2.1	1.4	2.0
5/22/2004	6	1,959	15.0	16.5	15.4	16.1	15.0	10.0	11.0	10.3	10.6	10.0	5.0	5.5	5.1	5.1	5.0	10.0	89%	0	1	0	0	0	18.0	14.4	13.5	13.7	13.0	8.0	8.9	8.3	8.1	8.0	3.0	3.3	3.1	2.6	3.0
5/23/2004	7	1,964	14.0	15.8	14.9	15.8	14.0	9.0	10.2	9.6	10.1	9.0	4.0	4.5	4.3	4.5	4.0	13.0	99%	0	0	1	0	0	13.0	16.5	15.4	16.1	15.0	10.0	11.0	10.3	10.6	10.0	5.0	5.5	5.1	5.1	5.0
5/24/2004	1	2,138	19.0	20.3	18.9	19.8	22.6	14.0	15.0	13.9	14.5	17.6	9.0	9.6	8.9	9.1	12.6	7.0	85%	0	0	0	0	0	13.0	15.8	14.9	15.8	14.0	9.0	10.2	9.6	10.1	9.0	4.0	4.5	4.3	4.5	4.0
5/25/2004	2	2,305	22.0	24.6	23.1	24.4	28.4	17.0	19.0	17.9	18.8	23.4	12.0	13.4	12.6	13.2	18.4	12.0	94%	0	0	0	0	0	15.0	20.3	18.9	19.8	22.6	14.0	15.0	13.9	14.5	17.6	9.0	9.6	8.9	9.1	12.6
5/26/2004	3	1,268	11.0	12.3	11.6	10.9	11.0	6.0	6.7	6.3	5.3	6.0	1.0	1.1	1.1	0.0	1.0	12.0	57%	0	0	0	0	0	19.0	24.6	23.1	24.4	28.4	17.0	19.0	17.9	18.8	23.4	12.0	13.4	12.6	13.2	18.4
5/27/2004	4	1,430	17.0	18.4	17.0	16.9	20.7	12.0	13.0	12.0	11.5	15.7	7.0	7.6	7.0	6.1	10.7	8.0	57%	0	0	0	0	0	17.0	12.3	11.6	10.9	11.0	6.0	6.7	6.3	5.3	6.0	1.0	1.1	1.1	0.0	1.0
5/28/2004	5	850	14.0	14.8	13.8	12.2	14.0	9.0	9.5	8.9	6.9	9.0	4.0	4.2	4.0	1.6	4.0	6.0	20%	1	0	0	0	0	17.0	18.4	17.0	16.9	20.7	12.0	13.0	12.0	11.5	15.7	7.0	7.6	7.0	6.1	10.7
5/29/2004	6	1,091	4.0	4.7	4.5	3.4	4.0	0.0	0.0	0.0	0.0	0.0	0.0	0.0	0.0	0.0	0.0	17.0	63%	0	1	0	0	0	18.0	14.8	13.8	12.2	14.0	9.0	9.5	8.9	6.9	9.0	4.0	4.2	4.0	1.6	4.0
5/30/2004	7	1,191	10.0	11.6	11.0	11.6	10.0	5.0	5.8	5.5	5.8	5.0	0.0	0.0	0.0	0.0	0.0	16.0	100%	0	1	0	0	0	6.0	4.7	4.5	3.4	4.0	0.0	0.0	0.0	0.0	0.0	0.0	0.0	0.0	0.0	0.0
5/31/2004	1	1,288	9.0	10.3	9.7	10.3	9.0	4.0	4.6	4.3	4.6	4.0	0.0	0.0	0.0	0.0	0.0	14.0	100%	0	0	1	0	0	11.0	11.6	11.0	11.6	10.0	5.0	5.8	5.5	5.8	5.0	0.0	0.0	0.0	0.0	0.0
6/1/2004	2	1,583	12.0	13.1	12.2	13.1	12.0	7.0	7.6	7.1	7.6	7.0	2.0	2.2	2.0	2.2	2.0	9.0	100%	0	0	0	0	0	15.0	10.3	9.7	10.3	9.0	4.0	4.6	4.3	4.6	4.0	0.0	0.0	0.0	0.0	0.0
6/2/2004	3	949	8.0	8.4	7.9	6.1	8.0	3.0	3.2	2.9	0.9	3.0	0.0	0.0	0.0	0.0	0.0	5.0	32%	0	0	0	0	0	8.0	13.1	12.2	13.1	12.0	7.0	7.6	7.1	7.6	7.0	2.0	2.2	2.0	2.2	2.0
6/3/2004	4	765	8.0	8.3	7.8	6.4	8.0	3.0	3.1	2.9	1.2	3.0	0.0	0.0	0.0	0.0	0.0	4.0	43%	0	0	0	0	0	12.0	8.4	7.9	6.1	8.0	3.0	3.2	2.9	0.9	3.0	0.0	0.0	0.0	0.0	0.0
6/4/2004	5	809	0.0	0.0	0.0	0.0	0.0	0.0	0.0	0.0	0.0	0.0	0.0	0.0	0.0	0.0	0.0	7.0	43%	1	0	0	0	0	9.0	8.3	7.8	6.4	8.0	3.0	3.1	2.9	1.2	3.0	0.0	0.0	0.0	0.0	0.0
6/5/2004	6	691	2.0	2.1	2.0	0.3	2.0	0.0	0.0	0.0	0.0	0.0	0.0	0.0	0.0	0.0	0.0	7.0	46%	0	1	0	0	0	1.0	0.0	0.0	0.0	0.0	0.0	0.0	0.0	0.0	0.0	0.0	0.0	0.0	0.0	0.0
6/6/2004	7	639	4.0	4.2	4.0	1.5	4.0	0.0	0.0	0.0	0.0	0.0	0.0	0.0	0.0	0.0	0.0	6.0	18%	0	0	1	0	0	5.0	2.1	2.0	0.3	2.0	0.0	0.0	0.0	0.0	0.0	0.0	0.0	0.0	0.0	0.0
6/7/2004	1	776	0.0	0.0	0.0	0.0	0.0	0.0	0.0	0.0	0.0	0.0	0.0	0.0	0.0	0.0	0.0	12.0	57%	0	0	0	0	0	9.0	4.2	4.0	1.5	4.0	0.0	0.0	0.0	0.0	0.0	0.0	0.0	0.0	0.0	0.0

6/8/2004	2	1,534	7.0	7.8	7.3	5.5	7.0	2.0	2.2	2.1	0.0	2.0	0.0	0.0	0.0	0.0	0.0	11.0	33%	0	0	0	0	0	0.0	0.0	0.0	0.0	0.0	0.0	0.0	0.0	0.0	0.0	0.0	0.0	0.0	0.0	0.0
6/9/2004	3	1,489	6.0	6.5	6.1	4.0	6.0	1.0	1.1	1.0	0.0	1.0	0.0	0.0	0.0	0.0	0.0	9.0	24%	0	0	0	0	0	9.0	7.8	7.3	5.5	7.0	2.0	2.2	2.1	0.0	2.0	0.0	0.0	0.0	0.0	0.0
6/10/2004	4	1,318	6.0	6.9	6.5	5.2	6.0	1.0	1.2	1.1	0.0	1.0	0.0	0.0	0.0	0.0	0.0	15.0	49%	0	0	0	0	0	9.0	6.5	6.1	4.0	6.0	1.0	1.1	1.0	0.0	1.0	0.0	0.0	0.0	0.0	0.0
6/11/2004	5	1,310	9.0	10.4	9.8	10.1	9.0	4.0	4.6	4.4	4.4	4.0	0.0	0.0	0.0	0.0	0.0	15.0	93%	1	0	0	0	0	9.0	6.9	6.5	5.2	6.0	1.0	1.2	1.1	0.0	1.0	0.0	0.0	0.0	0.0	0.0
6/12/2004	6	709	0.0	0.0	0.0	0.0	0.0	0.0	0.0	0.0	0.0	0.0	0.0	0.0	0.0	0.0	0.0	13.0	50%	0	1	0	0	0	5.0	10.4	9.8	10.1	9.0	4.0	4.6	4.4	4.4	4.0	0.0	0.0	0.0	0.0	0.0
6/13/2004	7	853	2.0	2.2	2.1	0.5	2.0	0.0	0.0	0.0	0.0	0.0	0.0	0.0	0.0	0.0	0.0	12.0	49%	0	0	1	0	0	0.0	0.0	0.0	0.0	0.0	0.0	0.0	0.0	0.0	0.0	0.0	0.0	0.0	0.0	0.0
6/14/2004	1	837	10.0	10.7	9.9	9.5	10.0	5.0	5.4	5.0	4.1	5.0	0.0	0.0	0.0	0.0	0.0	7.0	63%	0	0	0	0	0	5.0	2.2	2.1	0.5	2.0	0.0	0.0	0.0	0.0	0.0	0.0	0.0	0.0	0.0	0.0
6/15/2004	2	995	9.0	9.5	8.9	8.0	9.0	4.0	4.2	4.0	2.7	4.0	0.0	0.0	0.0	0.0	0.0	6.0	53%	0	0	0	0	0	15.0	10.7	9.9	9.5	10.0	5.0	5.4	5.0	4.1	5.0	0.0	0.0	0.0	0.0	0.0
6/16/2004	3	1,204	7.0	7.5	7.0	5.5	7.0	2.0	2.1	2.0	0.1	2.0	0.0	0.0	0.0	0.0	0.0	7.0	40%	0	0	0	0	0	12.0	9.5	8.9	8.0	9.0	4.0	4.2	4.0	2.7	4.0	0.0	0.0	0.0	0.0	0.0
6/17/2004	4	960	8.0	8.4	7.9	6.4	8.0	3.0	3.2	2.9	1.2	3.0	0.0	0.0	0.0	0.0	0.0	5.0	40%	0	0	0	0	0	10.0	7.5	7.0	5.5	7.0	2.0	2.1	2.0	0.1	2.0	0.0	0.0	0.0	0.0	0.0
6/18/2004	5	1,125	14.0	15.8	14.9	14.7	14.0	9.0	10.2	9.6	9.0	9.0	4.0	4.5	4.3	3.4	4.0	13.0	65%	1	0	0	0	0	10.0	8.4	7.9	6.4	8.0	3.0	3.2	2.9	1.2	3.0	0.0	0.0	0.0	0.0	0.0
6/19/2004	6	825	10.0	11.0	10.3	8.2	10.0	5.0	5.5	5.1	2.7	5.0	0.0	0.0	0.0	0.0	0.0	10.0	17%	0	1	0	0	0	16.0	15.8	14.9	14.7	14.0	9.0	10.2	9.6	9.0	9.0	4.0	4.5	4.3	3.4	4.0
6/20/2004	7	822	2.0	2.3	2.2	0.0	2.0	0.0	0.0	0.0	0.0	0.0	0.0	0.0	0.0	0.0	0.0	14.0	29%	0	0	1	0	0	12.0	11.0	10.3	8.2	10.0	5.0	5.5	5.1	2.7	5.0	0.0	0.0	0.0	0.0	0.0
6/21/2004	1	1,036	10.0	11.3	10.6	10.2	10.0	5.0	5.7	5.3	4.5	5.0	0.0	0.0	0.0	0.0	0.0	13.0	66%	0	0	0	0	0	2.0	2.3	2.2	0.0	2.0	0.0	0.0	0.0	0.0	0.0	0.0	0.0	0.0	0.0	0.0
6/22/2004	2	1,055	10.0	11.2	10.5	8.9	10.0	5.0	5.6	5.3	3.3	5.0	0.0	0.0	0.0	0.0	0.0	12.0	32%	0	0	0	0	0	12.0	11.3	10.6	10.2	10.0	5.0	5.7	5.3	4.5	5.0	0.0	0.0	0.0	0.0	0.0
6/23/2004	3	1,327	12.0	12.4	11.6	10.7	12.0	7.0	7.2	6.8	5.5	7.0	2.0	2.1	1.9	0.4	2.0	3.0	50%	0	0	0	0	0	14.0	11.2	10.5	8.9	10.0	5.0	5.6	5.3	3.3	5.0	0.0	0.0	0.0	0.0	0.0
6/24/2004	4	1,138	15.0	16.1	14.9	14.6	15.0	10.0	10.7	9.9	9.2	10.0	5.0	5.4	5.0	3.9	5.0	7.0	56%	0	0	0	0	0	21.0	12.4	11.6	10.7	12.0	7.0	7.2	6.8	5.5	7.0	2.0	2.1	1.9	0.4	2.0
6/25/2004	5	1,192	12.0	13.2	12.3	13.0	12.0	7.0	7.7	7.2	7.5	7.0	2.0	2.2	2.1	2.0	2.0	10.0	93%	1	0	0	0	0	15.0	16.1	14.9	14.6	15.0	10.0	10.7	9.9	9.2	10.0	5.0	5.4	5.0	3.9	5.0
6/26/2004	6	888	10.0	10.4	9.8	9.2	10.0	5.0	5.2	4.9	4.0	5.0	0.0	0.0	0.0	0.0	0.0	4.0	64%	0	1	0	0	0	14.0	13.2	12.3	13.0	12.0	7.0	7.7	7.2	7.5	7.0	2.0	2.2	2.1	2.0	2.0
6/27/2004	7	794	6.0	6.3	5.9	4.8	6.0	1.0	1.1	1.0	0.0	1.0	0.0	0.0	0.0	0.0	0.0	5.0	56%	0	0	1	0	0	12.0	10.4	9.8	9.2	10.0	5.0	5.2	4.9	4.0	5.0	0.0	0.0	0.0	0.0	0.0
6/28/2004	1	805	0.0	0.0	0.0	0.0	0.0	0.0	0.0	0.0	0.0	0.0	0.0	0.0	0.0	0.0	0.0	10.0	29%	0	0	0	0	0	8.0	6.3	5.9	4.8	6.0	1.0	1.1	1.0	0.0	1.0	0.0	0.0	0.0	0.0	0.0
6/29/2004	2	1,383	0.0	0.0	0.0	0.0	0.0	0.0	0.0	0.0	0.0	0.0	0.0	0.0	0.0	0.0	0.0	8.0	19%	0	0	0	0	0	5.0	0.0	0.0	0.0	0.0	0.0	0.0	0.0	0.0	0.0	0.0	0.0	0.0	0.0	0.0
6/30/2004	3	1,340	0.0	0.0	0.0	0.0	0.0	0.0	0.0	0.0	0.0	0.0	0.0	0.0	0.0	0.0	0.0	9.0	19%	0	0	0	0	0	0.0	0.0	0.0	0.0	0.0	0.0	0.0	0.0	0.0	0.0	0.0	0.0	0.0	0.0	0.0
7/1/2004	4	996	3.0	3.2	3.0	0.5	3.0	0.0	0.0	0.0	0.0	0.0	0.0	0.0	0.0	0.0	0.0	6.0	20%	0	0	0	0	0	2.0	0.0	0.0	0.0	0.0	0.0	0.0	0.0	0.0	0.0	0.0	0.0	0.0	0.0	0.0
7/2/2004	5	844	0.0	0.0	0.0	0.0	0.0	0.0	0.0	0.0	0.0	0.0	0.0	0.0	0.0	0.0	0.0	10.0	52%	1	0	0	0	0	10.0	3.2	3.0	0.5	3.0	0.0	0.0	0.0	0.0	0.0	0.0	0.0	0.0	0.0	0.0
7/3/2004	6	751	0.0	0.0	0.0	0.0	0.0	0.0	0.0	0.0	0.0	0.0	0.0	0.0	0.0	0.0	0.0	8.0	43%	0	1	0	0	0	3.0	0.0	0.0	0.0	0.0	0.0	0.0	0.0	0.0	0.0	0.0	0.0	0.0	0.0	0.0
7/4/2004	7	920	6.0	6.7	6.2	6.6	6.0	1.0	1.1	1.0	1.0	1.0	0.0	0.0	0.0	0.0	0.0	11.0	98%	0	1	0	0	0	0.0	0.0	0.0	0.0	0.0	0.0	0.0	0.0	0.0	0.0	0.0	0.0	0.0	0.0	0.0
7/5/2004	1	988	10.0	10.7	9.9	10.7	10.0	5.0	5.4	5.0	5.4	5.0	0.0	0.0	0.0	0.0	0.0	7.0	100%	0	0	1	0	0	7.0	6.7	6.2	6.6	6.0	1.0	1.1	1.0	1.0	1.0	0.0	0.0	0.0	0.0	0.0
7/6/2004	2	1,491	15.0	16.2	15.0	16.2	15.0	10.0	10.8	10.0	10.8	10.0	5.0	5.4	5.0	5.4	5.0	8.0	100%	0	0	0	0	0	8.0	10.7	9.9	10.7	10.0	5.0	5.4	5.0	5.4	5.0	0.0	0.0	0.0	0.0	0.0
7/7/2004	3	1,004	5.0	5.3	4.9	3.6	5.0	0.0	0.0	0.0	0.0	0.0	0.0	0.0	0.0	0.0	0.0	5.0	50%	0	0	0	0	0	8.0	16.2	15.0	16.2	15.0	10.0	10.8	10.0	10.8	10.0	5.0	5.4	5.0	5.4	5.0
7/8/2004	4	795	7.0	7.4	6.9	5.1	7.0	2.0	2.1	2.0	0.0	2.0	0.0	0.0	0.0	0.0	0.0	6.0	31%	0	0	0	0	0	4.0	5.3	4.9	3.6	5.0	0.0	0.0	0.0	0.0	0.0	0.0	0.0	0.0	0.0	0.0
7/9/2004	5	822	0.0	0.0	0.0	0.0	0.0	0.0	0.0	0.0	0.0	0.0	0.0	0.0	0.0	0.0	0.0	8.0	49%	1	0	0	0	0	6.0	7.4	6.9	5.1	7.0	2.0	2.1	2.0	0.0	2.0	0.0	0.0	0.0	0.0	0.0
7/10/2004	6	642	0.0	0.0	0.0	0.0	0.0	0.0	0.0	0.0	0.0	0.0	0.0	0.0	0.0	0.0	0.0	8.0	56%	0	1	0	0	0	1.0	0.0	0.0	0.0	0.0	0.0	0.0	0.0	0.0	0.0	0.0	0.0	0.0	0.0	0.0
7/11/2004	7	770	0.0	0.0	0.0	0.0	0.0	0.0	0.0	0.0	0.0	0.0	0.0	0.0	0.0	0.0	0.0	6.0	42%	0	0	1	0	0	0.0	0.0	0.0	0.0	0.0	0.0	0.0	0.0	0.0	0.0	0.0	0.0	0.0	0.0	0.0
7/12/2004	1	697	0.0	0.0	0.0	0.0	0.0	0.0	0.0	0.0	0.0	0.0	0.0	0.0	0.0	0.0	0.0	8.0	26%	0	0	0	0	0	0.0	0.0	0.0	0.0	0.0	0.0	0.0	0.0	0.0	0.0	0.0	0.0	0.0	0.0	0.0
7/13/2004	2	835	0.0	0.0	0.0	0.0	0.0	0.0	0.0	0.0	0.0	0.0	0.0	0.0	0.0	0.0	0.0	13.0	43%	0	0	0	0	0	0.0	0.0	0.0	0.0	0.0	0.0	0.0	0.0	0.0	0.0	0.0	0.0	0.0	0.0	0.0
7/14/2004	3	1,070	0.0	0.0	0.0	0.0	0.0	0.0	0.0	0.0	0.0	0.0	0.0	0.0	0.0	0.0	0.0	6.0	18%	0	0	0	0	0	0.0	0.0	0.0	0.0	0.0	0.0	0.0	0.0	0.0	0.0	0.0	0.0	0.0	0.0	0.0
7/15/2004	4	698	0.0	0.0	0.0	0.0	0.0	0.0	0.0	0.0	0.0	0.0	0.0	0.0	0.0	0.0	0.0	4.0	47%	0	0	0	0	0	0.0	0.0	0.0	0.0	0.0	0.0	0.0	0.0	0.0	0.0	0.0	0.0	0.0	0.0	0.0
7/16/2004	5	736	0.0	0.0	0.0	0.0	0.0	0.0	0.0	0.0	0.0	0.0	0.0	0.0	0.0	0.0	0.0	8.0	33%	1	0	0	0	0	0.0	0.0	0.0	0.0	0.0	0.0	0.0	0.0	0.0	0.0	0.0	0.0	0.0	0.0	0.0
7/17/2004	6	866	0.0	0.0	0.0	0.0	0.0	0.0	0.0	0.0	0.0	0.0	0.0	0.0	0.0	0.0	0.0	3.0	36%	0	1	0	0	0	0.0	0.0	0.0	0.0	0.0	0.0	0.0	0.0	0.0	0.0	0.0	0.0	0.0	0.0	0.0
7/18/2004	7	1,361	0.0	0.0	0.0	0.0	0.0	0.0	0.0	0.0	0.0	0.0	0.0	0.0	0.0	0.0	0.0	9.0	29%	0	0	1	0	0	3.0	0.0	0.0	0.0	0.0	0.0	0.0	0.0	0.0	0.0	0.0	0.0	0.0	0.0	0.0
7/19/2004	1	842	0.0	0.0	0.0	0.0	0.0	0.0	0.0	0.0	0.0	0.0	0.0	0.0	0.0	0.0	0.0	6.0	25%	0	0	0	0	0	0.0	0.0	0.0	0.0	0.0	0.0	0.0	0.0	0.0	0.0	0.0	0.0	0.0	0.0	0.0
7/20/2004	2	633	0.0	0.0	0.0	0.0	0.0	0.0	0.0	0.0	0.0	0.0	0.0	0.0	0.0	0.0	0.0	4.0	39%	0	0	0	0	0	0.0	0.0	0.0	0.0	0.0	0.0	0.0	0.0	0.0	0.0	0.0	0.0	0.0	0.0	0.0
7/21/2004	3	767	0.0	0.0	0.0	0.0	0.0	0.0	0.0	0.0	0.0	0.0	0.0	0.0	0.0	0.0	0.0	14.0	20%	0	0	0	0	0	0.0	0.0	0.0	0.0	0.0	0.0	0.0	0.0	0.0	0.0	0.0	0.0	0.0	0.0	0.0
7/22/2004	4	770	7.0	7.6	7.1	6.1	7.0	2.0	2.2	2.0	0.7	2.0	0.0	0.0	0.0	0.0	0.0	9.0	55%	0	0	0	0	0	0.0	0.0	0.0	0.0	0.0	0.0	0.0	0.0	0.0	0.0	0.0	0.0	0.0	0.0	0.0
7/23/2004	5	956	9.0	9.7	9.0	7.1	9.0	4.0	4.3	4.0	1.7	4.0	0.0	0.0	0.0	0.0	0.0	8.0	21%	1	0	0	0	0	6.0	7.6	7.1	6.1	7.0	2.0	2.2	2.0	0.7	2.0	0.0	0.0	0.0	0.0	0.0
7/24/2004	6	827	9.0	9.5	8.8	6.9	9.0	4.0	4.2	3.9	1.6	4.0	0.0	0.0	0.0	0.0	0.0	5.0	22%	0	1	0	0	0	11.0	9.7	9.0	7.1	9.0	4.0	4.3	4.0	1.7	4.0	0.0	0.0	0.0	0.0	0.0
7/25/2004	7	917	0.0	0.0	0.0	0.0	0.0	0.0	0.0	0.0	0.0	0.0	0.0	0.0	0.0	0.0	0.0	7.0	19%	0	0	1	0	0	10.0	9.5	8.8	6.9	9.0	4.0	4.2	3.9	1.6	4.0	0.0	0.0	0.0	0.0	0.0
7/26/2004	1	747	0.0	0.0	0.0	0.0	0.0	0.0	0.0	0.0	0.0	0.0	0.0	0.0	0.0	0.0	0.0	8.0	18%	0	0	0	0	0	0.0	0.0	0.0	0.0	0.0	0.0	0.0	0.0	0.0	0.0	0.0	0.0	0.0	0.0	0.0
7/27/2004	2	750	0.0	0.0	0.0	0.0	0.0	0.0	0.0	0.0	0.0	0.0	0.0	0.0	0.0	0.0	0.0	12.0	26%	0	0	0	0	0	2.0	0.0	0.0	0.0	0.0	0.0	0.0	0.0	0.0	0.0	0.0	0.0	0.0	0.0	0.0
7/28/2004	3	1,271	0.0	0.0	0.0	0.0	0.0	0.0	0.0	0.0	0.0	0.0	0.0	0.0	0.0	0.0	0.0	8.0	60%	0	0	0	0	0	0.0	0.0	0.0	0.0	0.0	0.0	0.0	0.0	0.0	0.0	0.0	0.0	0.0	0.0	0.0
7/29/2004	4	1,330	8.0	8.7	8.1	7.6	8.0	3.0	3.3	3.0	2.2	3.0	0.0	0.0	0.0	0.0	0.0	9.0	67%	0	0	0	0	0	0.0	0.0	0.0	0.0	0.0	0.0	0.0	0.0	0.0	0.0	0.0	0.0	0.0	0.0	0.0
7/30/2004	5	1,316	8.0	8.2	7.8	7.0	8.0	3.0	3.1	2.9	1.8	3.0	0.0	0.0	0.0	0.0	0.0	3.0	62%	1	0	0	0	0	7.0	8.7	8.1	7.6	8.0	3.0	3.3	3.0	2.2	3.0	0.0	0.0	0.0	0.0	0.0
7/31/2004	6	1,247	7.0	7.3	6.8	5.1	7.0	2.0	2.1	2.0	0.0	2.0	0.0	0.0	0.0	0.0	0.0	4.0	35%	0	1	0	0	0	8.0	8.2	7.8	7.0	8.0	3.0	3.1	2.9	1.8	3.0	0.0	0.0	0.0	0.0	0.0
8/1/2004	7	1,195	0.0	0.0	0.0	0.0	0.0	0.0	0.0	0.0	0.0	0.0	0.0	0.0	0.0	0.0	0.0	5.0	20%	0	0	1	0	0	8.0	7.3	6.8	5.1	7.0	2.0	2.1	2.0	0.0	2.0	0.0	0.0	0.0	0.0	0.0
8/2/2004	1	1,185	0.0	0.0	0.0	0.0	0.0	0.0	0.0	0.0	0.0	0.0	0.0	0.0	0.0	0.0	0.0	6.0	32%	0	0	0	0	0	0.0	0.0	0.0	0.0	0.0	0.0	0.0	0.0	0.0	0.0	0.0	0.0	0.0	0.0	0.0
8/3/2004	2	1,226	1.0	1.1	1.0	0.0	1.0	0.0	0.0	0.0	0.0	0.0	0.0	0.0	0.0	0.0	0.0	6.0	22%	0	0	0	0	0	1.0	0.0	0.0	0.0	0.0	0.0	0.0	0.0	0.0	0.0	0.0	0.0	0.0	0.0	0.0
8/4/2004	3	1,313	4.0	4.2	4.0	1.7	4.0	0.0	0.0	0.0	0.0	0.0	0.0	0.0	0.0	0.0	0.0	6.0	24%	0	0	0	0	0	5.0	1.1	1.0	0.0	1.0	0.0	0.0	0.0	0.0	0.0	0.0	0.0	0.0	0.0	0.0
8/5/2004	4	1,504	6.0	6.2	5.8	3.6	6.0	1.0	1.0	1.0	0.0	1.0	0.0	0.0	0.0	0.0	0.0	3.0	23%	0	0	0	0	0	5.0	4.2	4.0	1.7	4.0	0.0	0.0	0.0	0.0	0.0	0.0	0.0	0.0	0.0	0.0
8/6/2004	5	949	5.0	5.4	5.0	3.3	5.0	0.0	0.0	0.0	0.0	0.0	0.0	0.0	0.0	0.0	0.0	8.0	37%	1	0	0	0	0	9.0	6.2	5.8	3.6	6.0	1.0	1.0	1.0	0.0	1.0	0.0	0.0	0.0	0.0	0.0
8/7/2004	6	1,043	2.0	2.2	2.1	1.9	2.0	0.0	0.0	0.0	0.0	0.0	0.0	0.0	0.0	0.0	0.0	10.0	92%	0	1	0	0	0	8.0	5.4	5.0	3.3	5.0	0.0	0.0	0.0	0.0	0.0	0.0	0.0	0.0	0.0	0.0
8/8/2004	7	987	0.0	0.0	0.0	0.0	0.0	0.0	0.0	0.0	0.0	0.0	0.0	0.0	0.0	0.0	0.0	5.0	89%	0	0	1	0	0	4.0	2.2	2.1	1.9	2.0	0.0	0.0	0.0	0.0	0.0	0.0	0.0	0.0	0.0	0.0
8/9/2004	1	1,600	9.0	10.1	9.5	9.8	9.0	4.0	4.5	4.2	4.2	4.0	0.0	0.0	0.0	0.0	0.0	12.0	93%	0	0	0	0	0	3.0	0.0	0.0	0.0	0.0	0.0	0.0	0.0	0.0	0.0	0.0	0.0	0.0	0.0	0.0
8/10/2004	2	1,132	17.0	19.4	18.3	19.4	22.7	12.0	13.7	12.9	13.7	17.7	7.0	8.0	7.5	8.0	12.7	14.0	100%	0	0	0	0	0	6.0	10.1	9.5	9.8	9.0	4.0	4.5	4.2	4.2	4.0	0.0	0.0	0.0	0.0	0.0
8/11/2004	3	1,310	11.0	11.9	11.0	10.2	11.0	6.0	6.5	6.0	4.8	6.0	1.0	1.1	1.0	0.0	1.0	8.0	51%	0	0	0	0	0	18.0	19.4	18.3	19.4	22.7	12.0	13.7	12.9	13.7	17.7	7.0	8.0	7.5	8.0	12.7
8/12/2004	4	942	10.0	10.8	10.0	8.5	10.0	5.0	5.4	5.0	3.1	5.0	0.0	0.0	0.0	0.0	0.0	8.0	30%	0	0	0	0	0	11.0	11.9	11.0	10.2	11.0	6.0	6.5	6.0	4.8	6.0	1.0	1.1	1.0	0.0	1.0
8/13/2004	5	1,094	9.0	9.5	8.9	7.7	9.0	4.0	4.2	4.0	2.4	4.0	0.0	0.0	0.0	0.0	0.0	6.0	44%	1	0	0	0	0	6.0	10.8	10.0	8.5	10.0	5.0	5.4	5.0	3.1	5.0	0.0	0.0	0.0	0.0	0.0
8/14/2004	6	797	7.0	7.2	6.8	4.9	7.0	2.0	2.1	1.9	0.0	2.0	0.0	0.0	0.0	0.0	0.0	3.0	32%	0	1	0	0	0	12.0	9.5	8.9	7.7	9.0	4.0	4.2	4.0	2.4	4.0	0.0	0.0	0.0	0.0	0.0
8/15/2004	7	1,366	1.0	1.1	1.0	0.0	1.0	0.0	0.0	0.0	0.0	0.0	0.0	0.0	0.0	0.0	0.0	7.0	32%	0	0	1	0	0	10.0	7.2	6.8	4.9	7.0	2.0	2.1	1.9	0.0	2.0	0.0	0.0	0.0	0.0	0.0
8/16/2004	1	1,256	1.0	1.1	1.0	0.0	1.0	0.0	0.0	0.0	0.0	0.0	0.0	0.0	0.0	0.0	0.0	5.0	32%	0	0	0	0	0	4.0	1.1	1.0	0.0	1.0	0.0	0.0	0.0	0.0	0.0	0.0	0.0	0.0	0.0	0.0
8/17/2004	2	1,258	0.0	0.0	0.0	0.0	0.0	0.0	0.0	0.0	0.0	0.0	0.0	0.0	0.0	0.0	0.0	7.0	23%	0	0	0	0	0	0.0	1.1	1.0	0.0	1.0	0.0	0.0	0.0	0.0	0.0	0.0	0.0	0.0	0.0	0.0
8/18/2004	3	1,089	6.0	7.1	6.8	5.2	6.0	1.0	1.2	1.1	0.0	1.0	0.0	0.0	0.0	0.0	0.0	18.0	45%	0	0	0	0	0	3.0	0.0	0.0	0.0	0.0	0.0	0.0	0.0	0.0	0.0	0.0	0.0	0.0	0.0	0.0
8/19/2004	4	1,290	8.0	9.0	8.5	6.6	8.0	3.0	3.4	3.2	1.0	3.0	0.0	0.0	0.0	0.0	0.0	13.0	28%	0	0	0	0	0	13.0	7.1	6.8	5.2	6.0	1.0	1.2	1.1	0.0	1.0	0.0	0.0	0.0	0.0	0.0
8/20/2004	5	1,341	17.0	18.7	17.4	16.0	21.4	12.0	13.2	12.3	10.5	16.4	7.0	7.7	7.2	5.0	11.4	10.0	19%	1	0	0	0	0	17.0	9.0	8.5	6.6	8.0	3.0	3.4	3.2	1.0	3.0	0.0	0.0	0.0	0.0	0.0
8/21/2004	6	762	13.0	14.2	13.2	11.8	13.0	8.0	8.7	8.1	6.3	8.0	3.0	3.3	3.0	0.9	3.0	9.0	28%	0	1	0	0	0	18.0	18.7	17.4	16.0	21.4	12.0	13.2	12.3	10.5	16.4	7.0	7.7	7.2	5.0	11.4
8/22/2004	7	964	12.0	13.2	12.3	12.0	12.0	7.0	7.7	7.2	6.5	7.0	2.0	2.2	2.1	1.0	2.0	10.0	64%	0	0	1	0	0	16.0	14.2	13.2	11.8	13.0	8.0	8.7	8.1	6.3	8.0	3.0	3.3	3.0	0.9	3.0
8/23/2004	1	1,150	14.0	15.5	14.5	13.7	14.0	9.0	10.0	9.3	8.2	9.0	4.0	4.4	4.2	2.6	4.0	11.0	45%	0	0	0	0	0	16.0	13.2	12.3	12.0	12.0	7.0	7.7	7.2	6.5	7.0	2.0	2.2	2.1	1.0	2.0
8/24/2004	2	1,195	0.0	0.0	0.0	0.0	0.0	0.0	0.0	0.0	0.0	0.0	0.0	0.0	0.0	0.0	0.0	10.0	67%	0	0	0	0	0	17.0	15.5	14.5	13.7	14.0	9.0	10.0	9.3	8.2	9.0	4.0	4.4	4.2	2.6	4.0
8/25/2004	3	1,195	6.0	6.3	5.9	4.1	6.0	1.0	1.1	1.0	0.0	1.0	0.0	0.0	0.0	0.0	0.0	5.0	34%	0	0	0	0	0	4.0	0.0	0.0	0.0	0.0	0.0	0.0	0.0	0.0	0.0	0.0	0.0	0.0	0.0	0.0
8/26/2004	4	1,321	0.0	0.0	0.0	0.0	0.0	0.0	0.0	0.0	0.0	0.0	0.0	0.0	0.0	0.0	0.0	12.0	70%	0	0	0	0	0	8.0	6.3	5.9	4.1	6.0	1.0	1.1	1.0	0.0	1.0	0.0	0.0	0.0	0.0	0.0
8/27/2004	5	1,382	6.0	6.7	6.2	6.4	6.0	1.0	1.1	1.0	0.8	1.0	0.0	0.0	0.0	0.0	0.0	11.0	91%	1	0	0	0	0	0.0	0.0	0.0	0.0	0.0	0.0	0.0	0.0	0.0	0.0	0.0	0.0	0.0	0.0	0.0
8/28/2004	6	852	9.0	9.4	8.8	8.3	9.0	4.0	4.2	3.9	3.1	4.0	0.0	0.0	0.0	0.0	0.0	4.0	67%	0	1	0	0	0	8.0	6.7	6.2	6.4	6.0	1.0	1.1	1.0	0.8	1.0	0.0	0.0	0.0	0.0	0.0
8/29/2004	7	870	7.0	7.6	7.1	6.7	7.0	2.0	2.2	2.0	1.2	2.0	0.0	0.0	0.0	0.0	0.0	9.0	71%	0	0	1	0	0	11.0	9.4	8.8	8.3	9.0	4.0	4.2	3.9	3.1	4.0	0.0	0.0	0.0	0.0	0.0
8/30/2004	1	832	6.0	6.5	6.0	4.9	6.0	1.0	1.1	1.0	0.0	1.0	0.0	0.0	0.0	0.0	0.0	8.0	52%	0	0	0	0	0	12.0	7.6	7.1	6.7	7.0	2.0	2.2	2.0	1.2	2.0	0.0	0.0	0.0	0.0	0.0
8/31/2004	2	1,008	5.0	5.4	5.0	4.8	5.0	0.0	0.0	0.0	0.0	0.0	0.0	0.0	0.0	0.0	0.0	7.0	84%	0	0	0	0	0	8.0	6.5	6.0	4.9	6.0	1.0	1.1	1.0	0.0	1.0	0.0	0.0	0.0	0.0	0.0
9/1/2004	3	1,134	0.0	0.0	0.0	0.0	0.0	0.0	0.0	0.0	0.0	0.0	0.0	0.0	0.0	0.0	0.0	8.0	74%	0	0	0	0	0	11.0	5.4	5.0	4.8	5.0	0.0	0.0	0.0	0.0	0.0	0.0	0.0	0.0	0.0	0.0
9/2/2004	4	1,322	0.0	0.0	0.0	0.0	0.0	0.0	0.0	0.0	0.0	0.0	0.0	0.0	0.0	0.0	0.0	15.0	47%	0	0	0	0	0	7.0	0.0	0.0	0.0	0.0	0.0	0.0	0.0	0.0	0.0	0.0	0.0	0.0	0.0	0.0
9/3/2004	5	1,369	0.0	0.0	0.0	0.0	0.0	0.0	0.0	0.0	0.0	0.0	0.0	0.0	0.0	0.0	0.0	12.0	23%	1	0	0	0	0	0.0	0.0	0.0	0.0	0.0	0.0	0.0	0.0	0.0	0.0	0.0	0.0	0.0	0.0	0.0
9/4/2004	6	1,255	0.0	0.0	0.0	0.0	0.0	0.0	0.0	0.0	0.0	0.0	0.0	0.0	0.0	0.0	0.0	10.0	47%	0	1	0	0	0	0.0	0.0	0.0	0.0	0.0	0.0	0.0	0.0	0.0	0.0	0.0	0.0	0.0	0.0	0.0
9/5/2004	7	866	0.0	0.0	0.0	0.0	0.0	0.0	0.0	0.0	0.0	0.0	0.0	0.0	0.0	0.0	0.0	5.0	89%	0	1	0	0	0	0.0	0.0	0.0	0.0	0.0	0.0	0.0	0.0	0.0	0.0	0.0	0.0	0.0	0.0	0.0
9/6/2004	1	902	4.0	4.7	4.5	4.5	4.0	0.0	0.0	0.0	0.0	0.0	0.0	0.0	0.0	0.0	0.0	18.0	94%	0	0	1	0	0	0.0	0.0	0.0	0.0	0.0	0.0	0.0	0.0	0.0	0.0	0.0	0.0	0.0	0.0	0.0
9/7/2004	2	1,063	13.0	14.3	13.3	13.5	13.0	8.0	8.8	8.2	8.0	8.0	3.0	3.3	3.1	2.5	3.0	10.0	76%	0	0	0	0	0	7.0	4.7	4.5	4.5	4.0	0.0	0.0	0.0	0.0	0.0	0.0	0.0	0.0	0.0	0.0
9/8/2004	3	1,039	12.0	12.7	11.9	11.3	12.0	7.0	7.4	6.9	6.0	7.0	2.0	2.1	2.0	0.7	2.0	6.0	58%	0	0	0	0	0	11.0	14.3	13.3	13.5	13.0	8.0	8.8	8.2	8.0	8.0	3.0	3.3	3.1	2.5	3.0
9/9/2004	4	810	1.0	1.1	1.0	0.0	1.0	0.0	0.0	0.0	0.0	0.0	0.0	0.0	0.0	0.0	0.0	10.0	43%	0	0	0	0	0	11.0	12.7	11.9	11.3	12.0	7.0	7.4	6.9	6.0	7.0	2.0	2.1	2.0	0.7	2.0
9/10/2004	5	999	0.0	0.0	0.0	0.0	0.0	0.0	0.0	0.0	0.0	0.0	0.0	0.0	0.0	0.0	0.0	6.0	27%	1	0	0	0	0	4.0	1.1	1.0	0.0	1.0	0.0	0.0	0.0	0.0	0.0	0.0	0.0	0.0	0.0	0.0
9/11/2004	6	1,562	9.0	9.7	9.0	7.1	9.0	4.0	4.3	4.0	1.7	4.0	0.0	0.0	0.0	0.0	0.0	8.0	22%	0	1	0	0	0	0.0	0.0	0.0	0.0	0.0	0.0	0.0	0.0	0.0	0.0	0.0	0.0	0.0	0.0	0.0
9/12/2004	7	1,236	0.0	0.0	0.0	0.0	0.0	0.0	0.0	0.0	0.0	0.0	0.0	0.0	0.0	0.0	0.0	13.0	21%	0	0	1	0	0	13.0	9.7	9.0	7.1	9.0	4.0	4.3	4.0	1.7	4.0	0.0	0.0	0.0	0.0	0.0
9/13/2004	1	1,173	0.0	0.0	0.0	0.0	0.0	0.0	0.0	0.0	0.0	0.0	0.0	0.0	0.0	0.0	0.0	16.0	42%	0	0	0	0	0	3.0	0.0	0.0	0.0	0.0	0.0	0.0	0.0	0.0	0.0	0.0	0.0	0.0	0.0	0.0
9/14/2004	2	863	6.0	6.4	6.0	5.7	6.0	1.0	1.1	1.0	0.3	1.0	0.0	0.0	0.0	0.0	0.0	7.0	77%	0	0	0	0	0	0.0	0.0	0.0	0.0	0.0	0.0	0.0	0.0	0.0	0.0	0.0	0.0	0.0	0.0	0.0
9/15/2004	3	1,361	14.0	15.8	14.9	15.6	14.0	9.0	10.2	9.6	9.9	9.0	4.0	4.5	4.3	4.3	4.0	13.0	92%	0	0	0	0	0	10.0	6.4	6.0	5.7	6.0	1.0	1.1	1.0	0.3	1.0	0.0	0.0	0.0	0.0	0.0
9/16/2004	4	1,053	9.0	9.8	9.1	7.4	9.0	4.0	4.4	4.1	2.0	4.0	0.0	0.0	0.0	0.0	0.0	9.0	28%	0	0	0	0	0	17.0	15.8	14.9	15.6	14.0	9.0	10.2	9.6	9.9	9.0	4.0	4.5	4.3	4.3	4.0
9/17/2004	5	1,067	2.0	2.1	2.0	0.0	2.0	0.0	0.0	0.0	0.0	0.0	0.0	0.0	0.0	0.0	0.0	7.0	26%	1	0	0	0	0	9.0	9.8	9.1	7.4	9.0	4.0	4.4	4.1	2.0	4.0	0.0	0.0	0.0	0.0	0.0
9/18/2004	6	1,328	2.0	2.2	2.1	0.0	2.0	0.0	0.0	0.0	0.0	0.0	0.0	0.0	0.0	0.0	0.0	12.0	33%	0	1	0	0	0	9.0	2.1	2.0	0.0	2.0	0.0	0.0	0.0	0.0	0.0	0.0	0.0	0.0	0.0	0.0
9/19/2004	7	1,115	0.0	0.0	0.0	0.0	0.0	0.0	0.0	0.0	0.0	0.0	0.0	0.0	0.0	0.0	0.0	17.0	20%	0	0	1	0	0	5.0	2.2	2.1	0.0	2.0	0.0	0.0	0.0	0.0	0.0	0.0	0.0	0.0	0.0	0.0
9/20/2004	1	1,244	0.0	0.0	0.0	0.0	0.0	0.0	0.0	0.0	0.0	0.0	0.0	0.0	0.0	0.0	0.0	18.0	84%	0	0	0	0	0	0.0	0.0	0.0	0.0	0.0	0.0	0.0	0.0	0.0	0.0	0.0	0.0	0.0	0.0	0.0
9/21/2004	2	1,982	7.0	7.6	7.0	7.5	7.0	2.0	2.2	2.0	2.1	2.0	0.0	0.0	0.0	0.0	0.0	8.0	99%	0	0	0	0	0	0.0	0.0	0.0	0.0	0.0	0.0	0.0	0.0	0.0	0.0	0.0	0.0	0.0	0.0	0.0
9/22/2004	3	1,496	8.0	8.5	7.9	8.1	8.0	3.0	3.2	3.0	2.8	3.0	0.0	0.0	0.0	0.0	0.0	6.0	90%	0	0	0	0	0	7.0	7.6	7.0	7.5	7.0	2.0	2.2	2.0	2.1	2.0	0.0	0.0	0.0	0.0	0.0
9/23/2004	4	927	0.0	0.0	0.0	0.0	0.0	0.0	0.0	0.0	0.0	0.0	0.0	0.0	0.0	0.0	0.0	7.0	79%	0	0	0	0	0	13.0	8.5	7.9	8.1	8.0	3.0	3.2	3.0	2.8	3.0	0.0	0.0	0.0	0.0	0.0
9/24/2004	5	1,161	9.0	10.0	9.3	9.1	9.0	4.0	4.4	4.2	3.5	4.0	0.0	0.0	0.0	0.0	0.0	11.0	72%	1	0	0	0	0	0.0	0.0	0.0	0.0	0.0	0.0	0.0	0.0	0.0	0.0	0.0	0.0	0.0	0.0	0.0
9/25/2004	6	969	6.0	6.4	6.0	3.8	6.0	1.0	1.1	1.0	0.0	1.0	0.0	0.0	0.0	0.0	0.0	7.0	20%	0	1	0	0	0	14.0	10.0	9.3	9.1	9.0	4.0	4.4	4.2	3.5	4.0	0.0	0.0	0.0	0.0	0.0
9/26/2004	7	802	0.0	0.0	0.0	0.0	0.0	0.0	0.0	0.0	0.0	0.0	0.0	0.0	0.0	0.0	0.0	9.0	20%	0	0	1	0	0	9.0	6.4	6.0	3.8	6.0	1.0	1.1	1.0	0.0	1.0	0.0	0.0	0.0	0.0	0.0
9/27/2004	1	1,334	12.0	13.3	12.5	10.8	12.0	7.0	7.8	7.3	5.3	7.0	2.0	2.2	2.1	0.0	2.0	11.0	25%	0	0	0	0	0	3.0	0.0	0.0	0.0	0.0	0.0	0.0	0.0	0.0	0.0	0.0	0.0	0.0	0.0	0.0
9/28/2004	2	1,354	17.0	17.7	16.6	15.4	18.4	12.0	12.5	11.7	10.2	13.4	7.0	7.3	6.8	5.0	8.4	4.0	31%	0	0	0	0	0	16.0	13.3	12.5	10.8	12.0	7.0	7.8	7.3	5.3	7.0	2.0	2.2	2.1	0.0	2.0
9/29/2004	3	1,161	12.0	13.1	12.2	10.4	12.0	7.0	7.6	7.1	5.0	7.0	2.0	2.2	2.0	0.0	2.0	9.0	20%	0	0	0	0	0	18.0	17.7	16.6	15.4	18.4	12.0	12.5	11.7	10.2	13.4	7.0	7.3	6.8	5.0	8.4
9/30/2004	4	1,134	8.0	8.6	8.0	6.7	8.0	3.0	3.2	3.0	1.3	3.0	0.0	0.0	0.0	0.0	0.0	8.0	41%	0	0	0	0	0	17.0	13.1	12.2	10.4	12.0	7.0	7.6	7.1	5.0	7.0	2.0	2.2	2.0	0.0	2.0
10/1/2004	5	2,461	21.0	23.9	22.6	22.1	27.8	16.0	18.2	17.2	16.4	22.8	11.0	12.5	11.8	10.7	17.8	14.0	44%	1	0	0	0	0	14.0	8.6	8.0	6.7	8.0	3.0	3.2	3.0	1.3	3.0	0.0	0.0	0.0	0.0	0.0
10/2/2004	6	2,625	21.0	23.5	22.1	20.9	27.1	16.0	17.9	16.8	15.3	22.1	11.0	12.3	11.6	9.7	17.1	12.0	22%	0	1	0	0	0	22.0	23.9	22.6	22.1	27.8	16.0	18.2	17.2	16.4	22.8	11.0	12.5	11.8	10.7	17.8
10/3/2004	7	3,185	23.0	26.2	24.7	24.5	30.3	18.0	20.5	19.4	18.8	25.3	13.0	14.8	14.0	13.1	20.3	14.0	47%	0	0	1	0	0	22.0	23.5	22.1	20.9	27.1	16.0	17.9	16.8	15.3	22.1	11.0	12.3	11.6	9.7	17.1
10/4/2004	1	3,370	30.0	32.7	30.4	30.0	37.1	25.0	27.3	25.3	24.6	32.1	20.0	21.8	20.3	19.1	27.1	9.0	20%	0	0	0	0	0	24.0	26.2	24.7	24.5	30.3	18.0	20.5	19.4	18.8	25.3	13.0	14.8	14.0	13.1	20.3
10/5/2004	2	1,851	13.0	14.0	13.0	11.4	13.0	8.0	8.6	8.0	6.0	8.0	3.0	3.2	3.0	0.6	3.0	8.0	20%	0	0	0	0	0	29.0	32.7	30.4	30.0	37.1	25.0	27.3	25.3	24.6	32.1	20.0	21.8	20.3	19.1	27.1
10/6/2004	3	1,324	3.0	3.2	3.0	0.8	3.0	0.0	0.0	0.0	0.0	0.0	0.0	0.0	0.0	0.0	0.0	8.0	27%	0	0	0	0	0	13.0	14.0	13.0	11.4	13.0	8.0	8.6	8.0	6.0	8.0	3.0	3.2	3.0	0.6	3.0
10/7/2004	4	1,867	6.0	6.6	6.2	5.6	6.0	1.0	1.1	1.0	0.1	1.0	0.0	0.0	0.0	0.0	0.0	10.0	71%	0	0	0	0	0	10.0	3.2	3.0	0.8	3.0	0.0	0.0	0.0	0.0	0.0	0.0	0.0	0.0	0.0	0.0
10/8/2004	5	2,252	11.0	12.5	11.8	10.8	11.0	6.0	6.8	6.5	5.1	6.0	1.0	1.1	1.1	0.0	1.0	14.0	48%	1	0	0	0	0	5.0	6.6	6.2	5.6	6.0	1.0	1.1	1.0	0.1	1.0	0.0	0.0	0.0	0.0	0.0
10/9/2004	6	1,674	15.0	15.9	14.8	13.5	15.0	10.0	10.6	9.9	8.2	10.0	5.0	5.3	4.9	2.9	5.0	6.0	27%	0	1	0	0	0	17.0	12.5	11.8	10.8	11.0	6.0	6.8	6.5	5.1	6.0	1.0	1.1	1.1	0.0	1.0
10/10/2004	7	1,529	7.0	7.8	7.4	5.2	7.0	2.0	2.2	2.1	0.0	2.0	0.0	0.0	0.0	0.0	0.0	12.0	20%	0	0	1	0	0	19.0	15.9	14.8	13.5	15.0	10.0	10.6	9.9	8.2	10.0	5.0	5.3	4.9	2.9	5.0
10/11/2004	1	1,474	3.0	3.2	2.9	0.9	3.0	0.0	0.0	0.0	0.0	0.0	0.0	0.0	0.0	0.0	0.0	5.0	33%	0	0	0	0	0	13.0	7.8	7.4	5.2	7.0	2.0	2.2	2.1	0.0	2.0	0.0	0.0	0.0	0.0	0.0
10/12/2004	2	1,275	7.0	7.5	7.0	5.7	7.0	2.0	2.1	2.0	0.3	2.0	0.0	0.0	0.0	0.0	0.0	7.0	45%	0	0	0	0	0	9.0	3.2	2.9	0.9	3.0	0.0	0.0	0.0	0.0	0.0	0.0	0.0	0.0	0.0	0.0
10/13/2004	3	2,895	24.0	27.1	25.5	26.3	31.2	19.0	21.5	20.2	20.7	26.2	14.0	15.8	14.9	15.0	21.2	13.0	76%	0	0	0	0	0	9.0	7.5	7.0	5.7	7.0	2.0	2.1	2.0	0.3	2.0	0.0	0.0	0.0	0.0	0.0
10/14/2004	4	2,528	30.0	31.8	29.6	30.1	35.2	25.0	26.5	24.7	24.8	30.2	20.0	21.2	19.8	19.5	25.2	6.0	50%	0	0	0	0	0	24.0	27.1	25.5	26.3	31.2	19.0	21.5	20.2	20.7	26.2	14.0	15.8	14.9	15.0	21.2
10/15/2004	5	3,341	28.0	31.6	29.8	31.6	36.3	23.0	26.0	24.4	26.0	31.3	18.0	20.3	19.1	20.3	26.3	13.0	100%	1	0	0	0	0	34.0	31.8	29.6	30.1	35.2	25.0	26.5	24.7	24.8	30.2	20.0	21.2	19.8	19.5	25.2
10/16/2004	6	3,514	33.0	38.9	37.1	38.8	44.4	28.0	33.0	31.5	32.9	39.4	23.0	27.1	25.9	27.0	34.4	18.0	95%	0	1	0	0	0	29.0	31.6	29.8	31.6	36.3	23.0	26.0	24.4	26.0	31.3	18.0	20.3	19.1	20.3	26.3
10/17/2004	7	3,381	33.0	35.0	32.6	34.6	38.8	28.0	29.7	27.7	29.3	33.8	23.0	24.4	22.7	24.0	28.8	6.0	88%	0	0	1	0	0	31.0	38.9	37.1	38.8	44.4	28.0	33.0	31.5	32.9	39.4	23.0	27.1	25.9	27.0	34.4
10/18/2004	1	3,045	28.0	31.4	29.4	30.3	35.9	23.0	25.8	24.2	24.7	30.9	18.0	20.2	18.9	19.1	25.9	12.0	68%	0	0	0	0	0	31.0	35.0	32.6	34.6	38.8	28.0	29.7	27.7	29.3	33.8	23.0	24.4	22.7	24.0	28.8
10/19/2004	2	2,896	22.0	24.6	23.1	24.4	28.4	17.0	19.0	17.9	18.8	23.4	12.0	13.4	12.6	13.2	18.4	12.0	92%	0	0	0	0	0	30.0	31.4	29.4	30.3	35.9	23.0	25.8	24.2	24.7	30.9	18.0	20.2	18.9	19.1	25.9
10/20/2004	3	2,415	24.0	25.4	23.7	23.7	28.1	19.0	20.1	18.8	18.4	23.1	14.0	14.8	13.8	13.1	18.1	6.0	49%	0	0	0	0	0	26.0	24.6	23.1	24.4	28.4	17.0	19.0	17.9	18.8	23.4	12.0	13.4	12.6	13.2	18.4
10/21/2004	4	2,258	18.0	20.5	19.4	20.2	23.9	13.0	14.8	14.0	14.5	18.9	8.0	9.1	8.6	8.8	13.9	14.0	89%	0	0	0	0	0	25.0	25.4	23.7	23.7	28.1	19.0	20.1	18.8	18.4	23.1	14.0	14.8	13.8	13.1	18.1
10/22/2004	5	1,895	15.0	16.4	15.2	16.4	15.0	10.0	10.9	10.1	10.9	10.0	5.0	5.5	5.1	5.5	5.0	9.0	100%	1	0	0	0	0	20.0	20.5	19.4	20.2	23.9	13.0	14.8	14.0	14.5	18.9	8.0	9.1	8.6	8.8	13.9
10/23/2004	6	2,378	17.0	19.2	18.1	19.2	22.4	12.0	13.6	12.8	13.6	17.4	7.0	7.9	7.4	7.9	12.4	13.0	100%	0	1	0	0	0	16.0	16.4	15.2	16.4	15.0	10.0	10.9	10.1	10.9	10.0	5.0	5.5	5.1	5.5	5.0
10/24/2004	7	2,686	22.0	23.3	21.7	23.2	25.7	17.0	18.0	16.8	17.9	20.7	12.0	12.7	11.9	12.6	15.7	6.0	97%	0	0	1	0	0	11.0	19.2	18.1	19.2	22.4	12.0	13.6	12.8	13.6	17.4	7.0	7.9	7.4	7.9	12.4
10/25/2004	1	2,555	22.0	23.8	22.0	22.1	26.8	17.0	18.4	17.0	16.7	21.8	12.0	13.0	12.0	11.3	16.8	8.0	51%	0	0	0	0	0	25.0	23.3	21.7	23.2	25.7	17.0	18.0	16.8	17.9	20.7	12.0	12.7	11.9	12.6	15.7
10/26/2004	2	3,024	20.0	21.4	19.9	19.5	23.8	15.0	16.1	14.9	14.2	18.8	10.0	10.7	9.9	8.8	13.8	7.0	43%	0	0	0	0	0	26.0	23.8	22.0	22.1	26.8	17.0	18.4	17.0	16.7	21.8	12.0	13.0	12.0	11.3	16.8
10/27/2004	3	2,974	24.0	26.4	24.6	25.4	30.1	19.0	20.9	19.5	19.9	25.1	14.0	15.4	14.4	14.4	20.1	10.0	70%	0	0	0	0	0	23.0	21.4	19.9	19.5	23.8	15.0	16.1	14.9	14.2	18.8	10.0	10.7	9.9	8.8	13.8
10/28/2004	4	2,286	16.0	17.6	16.4	17.6	20.2	11.0	12.1	11.3	12.1	15.2	6.0	6.6	6.2	6.6	10.2	10.0	100%	0	0	0	0	0	23.0	26.4	24.6	25.4	30.1	19.0	20.9	19.5	19.9	25.1	14.0	15.4	14.4	14.4	20.1
10/29/2004	5	2,010	14.0	15.3	14.2	15.3	14.0	9.0	9.8	9.1	9.8	9.0	4.0	4.4	4.1	4.4	4.0	9.0	100%	1	0	0	0	0	19.0	17.6	16.4	17.6	20.2	11.0	12.1	11.3	12.1	15.2	6.0	6.6	6.2	6.6	10.2
10/30/2004	6	3,389	19.0	21.7	20.4	21.7	25.2	14.0	16.0	15.1	16.0	20.2	9.0	10.3	9.7	10.3	15.2	14.0	100%	0	1	0	0	0	15.0	15.3	14.2	15.3	14.0	9.0	9.8	9.1	9.8	9.0	4.0	4.4	4.1	4.4	4.0
10/31/2004	7	3,650	25.0	26.5	24.7	25.9	29.2	20.0	21.2	19.8	20.6	24.2	15.0	15.9	14.8	15.3	19.2	6.0	83%	0	0	1	0	0	21.0	21.7	20.4	21.7	25.2	14.0	16.0	15.1	16.0	20.2	9.0	10.3	9.7	10.3	15.2
11/1/2004	1	2,992	27.0	28.1	26.3	27.8	30.0	22.0	22.9	21.5	22.6	25.0	17.0	17.7	16.6	17.4	20.0	4.0	93%	0	0	0	0	0	29.0	26.5	24.7	25.9	29.2	20.0	21.2	19.8	20.6	24.2	15.0	15.9	14.8	15.3	19.2
11/2/2004	2	3,514	26.0	27.6	25.7	25.9	30.4	21.0	22.3	20.7	20.6	25.4	16.0	17.0	15.8	15.3	20.4	6.0	50%	0	0	0	0	0	28.0	28.1	26.3	27.8	30.0	22.0	22.9	21.5	22.6	25.0	17.0	17.7	16.6	17.4	20.0
11/3/2004	3	3,222	19.0	21.3	20.0	18.7	24.6	14.0	15.7	14.7	13.1	19.6	9.0	10.1	9.5	7.5	14.6	12.0	24%	0	0	0	0	0	28.0	27.6	25.7	25.9	30.4	21.0	22.3	20.7	20.6	25.4	16.0	17.0	15.8	15.3	20.4
11/4/2004	4	3,832	26.0	29.6	28.0	27.3	34.1	21.0	23.9	22.6	21.6	29.1	16.0	18.2	17.2	15.9	24.1	14.0	30%	0	0	0	0	0	23.0	21.3	20.0	18.7	24.6	14.0	15.7	14.7	13.1	19.6	9.0	10.1	9.5	7.5	14.6
11/5/2004	5	2,758	19.0	20.9	19.5	18.6	23.9	14.0	15.4	14.4	13.1	18.9	9.0	9.9	9.2	7.6	13.9	10.0	32%	1	0	0	0	0	28.0	29.6	28.0	27.3	34.1	21.0	23.9	22.6	21.6	29.1	16.0	18.2	17.2	15.9	24.1
11/6/2004	6	2,614	22.0	24.0	22.3	21.7	27.2	17.0	18.5	17.2	16.2	22.2	12.0	13.1	12.2	10.8	17.2	9.0	31%	0	1	0	0	0	23.0	20.9	19.5	18.6	23.9	14.0	15.4	14.4	13.1	18.9	9.0	9.9	9.2	7.6	13.9
11/7/2004	7	3,778	32.0	36.2	34.0	33.5	41.4	27.0	30.5	28.7	27.9	36.4	22.0	24.9	23.4	22.2	31.4	13.0	21%	0	0	1	0	0	19.0	24.0	22.3	21.7	27.2	17.0	18.5	17.2	16.2	22.2	12.0	13.1	12.2	10.8	17.2
11/8/2004	1	4,326	34.0	35.4	33.2	34.7	38.1	29.0	30.2	28.3	29.5	33.1	24.0	25.0	23.4	24.3	28.1	4.0	80%	0	0	0	0	0	33.0	36.2	34.0	33.5	41.4	27.0	30.5	28.7	27.9	36.4	22.0	24.9	23.4	22.2	31.4
11/9/2004	2	2,653	25.0	27.3	25.3	24.6	30.9	20.0	21.8	20.3	19.1	25.9	15.0	16.4	15.2	13.7	20.9	9.0	20%	0	0	0	0	0	38.0	35.4	33.2	34.7	38.1	29.0	30.2	28.3	29.5	33.1	24.0	25.0	23.4	24.3	28.1
11/10/2004	3	4,213	30.0	33.6	31.5	31.0	38.4	25.0	28.0	26.3	25.4	33.4	20.0	22.4	21.0	19.8	28.4	12.0	22%	0	0	0	0	0	28.0	27.3	25.3	24.6	30.9	20.0	21.8	20.3	19.1	25.9	15.0	16.4	15.2	13.7	20.9
11/11/2004	4	4,266	40.0	42.8	39.8	40.2	47.9	35.0	37.5	34.8	34.9	42.9	30.0	32.1	29.8	29.5	37.9	7.0	23%	0	0	0	0	0	34.0	33.6	31.5	31.0	38.4	25.0	28.0	26.3	25.4	33.4	20.0	22.4	21.0	19.8	28.4
11/12/2004	5	3,826	35.0	36.8	34.3	34.2	40.3	30.0	31.5	29.4	28.9	35.3	25.0	26.3	24.5	23.7	30.3	5.0	22%	1	0	0	0	0	41.0	42.8	39.8	40.2	47.9	35.0	37.5	34.8	34.9	42.9	30.0	32.1	29.8	29.5	37.9
11/13/2004	6	3,410	27.0	29.7	27.7	27.2	33.8	22.0	24.2	22.6	21.7	28.8	17.0	18.7	17.4	16.2	23.8	10.0	25%	0	1	0	0	0	34.0	36.8	34.3	34.2	40.3	30.0	31.5	29.4	28.9	35.3	25.0	26.3	24.5	23.7	30.3
11/14/2004	7	3,351	25.0	27.3	25.3	24.6	30.9	20.0	21.8	20.3	19.1	25.9	15.0	16.4	15.2	13.7	20.9	9.0	20%	0	0	1	0	0	29.0	29.7	27.7	27.2	33.8	22.0	24.2	22.6	21.7	28.8	17.0	18.7	17.4	16.2	23.8
11/15/2004	1	3,166	29.0	31.0	28.8	28.4	34.7	24.0	25.7	23.9	23.0	29.7	19.0	20.3	18.9	17.7	24.7	7.0	20%	0	0	0	0	0	26.0	27.3	25.3	24.6	30.9	20.0	21.8	20.3	19.1	25.9	15.0	16.4	15.2	13.7	20.9
11/16/2004	2	3,806	25.0	26.8	24.8	25.7	29.9	20.0	21.4	19.9	20.4	24.9	15.0	16.1	14.9	15.0	19.9	7.0	69%	0	0	0	0	0	30.0	31.0	28.8	28.4	34.7	24.0	25.7	23.9	23.0	29.7	19.0	20.3	18.9	17.7	24.7
11/17/2004	3	3,605	24.0	25.0	23.4	24.8	26.5	19.0	19.8	18.5	19.6	21.5	14.0	14.6	13.7	14.4	16.5	4.0	94%	0	0	0	0	0	26.0	26.8	24.8	25.7	29.9	20.0	21.4	19.9	20.4	24.9	15.0	16.1	14.9	15.0	19.9
11/18/2004	4	4,165	31.0	32.9	30.6	30.3	36.4	26.0	27.6	25.7	25.0	31.4	21.0	22.3	20.7	19.7	26.4	6.0	22%	0	0	0	0	0	24.0	25.0	23.4	24.8	26.5	19.0	19.8	18.5	19.6	21.5	14.0	14.6	13.7	14.4	16.5
11/19/2004	5	3,580	37.0	38.5	36.1	37.3	41.5	32.0	33.3	31.2	32.1	36.5	27.0	28.1	26.3	26.9	31.5	4.0	66%	1	0	0	0	0	32.0	32.9	30.6	30.3	36.4	26.0	27.6	25.7	25.0	31.4	21.0	22.3	20.7	19.7	26.4
11/20/2004	6	4,379	33.0	36.6	34.2	36.0	41.8	28.0	31.1	29.1	30.4	36.8	23.0	25.5	23.9	24.9	31.8	11.0	80%	0	1	0	0	0	36.0	38.5	36.1	37.3	41.5	32.0	33.3	31.2	32.1	36.5	27.0	28.1	26.3	26.9	31.5
11/21/2004	7	3,926	34.0	37.1	34.4	34.8	42.0	29.0	31.6	29.4	29.3	37.0	24.0	26.2	24.3	23.9	32.0	9.0	31%	0	0	1	0	0	34.0	36.6	34.2	36.0	41.8	28.0	31.1	29.1	30.4	36.8	23.0	25.5	23.9	24.9	31.8
11/22/2004	1	3,788	28.0	31.4	29.4	30.1	35.9	23.0	25.8	24.2	24.5	30.9	18.0	20.2	18.9	18.9	25.9	12.0	63%	0	0	0	0	0	40.0	37.1	34.4	34.8	42.0	29.0	31.6	29.4	29.3	37.0	24.0	26.2	24.3	23.9	32.0
11/23/2004	2	5,447	40.0	46.0	43.5	44.5	52.4	35.0	40.3	38.1	38.8	47.4	30.0	34.5	32.6	33.0	42.4	15.0	56%	0	0	0	0	0	32.0	31.4	29.4	30.1	35.9	23.0	25.8	24.2	24.5	30.9	18.0	20.2	18.9	18.9	25.9
11/24/2004	3	5,514	41.0	43.9	40.7	41.6	49.1	36.0	38.5	35.8	36.3	44.1	31.0	33.2	30.8	30.9	39.1	7.0	32%	1	0	0	0	0	41.0	46.0	43.5	44.5	52.4	35.0	40.3	38.1	38.8	47.4	30.0	34.5	32.6	33.0	42.4
11/25/2004	4	5,036	43.0	46.4	43.0	46.2	52.3	38.0	41.0	38.0	40.8	47.3	33.0	35.6	33.0	35.4	42.3	8.0	94%	1	0	0	0	0	46.0	43.9	40.7	41.6	49.1	36.0	38.5	35.8	36.3	44.1	31.0	33.2	30.8	30.9	39.1
11/26/2004	5	4,791	36.0	37.8	35.3	37.8	41.4	31.0	32.6	30.4	32.5	36.4	26.0	27.3	25.5	27.3	31.4	5.0	99%	1	0	0	0	0	50.0	46.4	43.0	46.2	52.3	38.0	41.0	38.0	40.8	47.3	33.0	35.6	33.0	35.4	42.3
11/27/2004	6	4,563	38.0	41.0	38.0	39.2	46.2	33.0	35.6	33.0	33.8	41.2	28.0	30.2	28.0	28.4	36.2	8.0	45%	0	1	0	0	0	40.0	37.8	35.3	37.8	41.4	31.0	32.6	30.4	32.5	36.4	26.0	27.3	25.5	27.3	31.4
11/28/2004	7	5,488	46.0	48.8	45.4	47.6	54.3	41.0	43.5	40.5	42.3	49.3	36.0	38.2	35.6	37.0	44.3	6.0	66%	0	0	1	0	0	41.0	41.0	38.0	39.2	46.2	33.0	35.6	33.0	33.8	41.2	28.0	30.2	28.0	28.4	36.2
11/29/2004	1	4,919	43.0	47.3	44.1	44.6	53.7	38.0	41.8	39.0	39.1	48.7	33.0	36.3	33.8	33.6	43.7	10.0	20%	0	0	0	0	0	46.0	48.8	45.4	47.6	54.3	41.0	43.5	40.5	42.3	49.3	36.0	38.2	35.6	37.0	44.3
11/30/2004	2	4,679	37.0	39.6	36.8	37.0	44.3	32.0	34.2	31.8	31.7	39.3	27.0	28.9	26.8	26.3	34.3	7.0	23%	0	0	0	0	0	47.0	47.3	44.1	44.6	53.7	38.0	41.8	39.0	39.1	48.7	33.0	36.3	33.8	33.6	43.7
12/1/2004	3	5,996	43.0	47.3	44.1	47.1	53.7	38.0	41.8	39.0	41.6	48.7	33.0	36.3	33.8	36.1	43.7	10.0	93%	0	0	0	1	0	39.0	39.6	36.8	37.0	44.3	32.0	34.2	31.8	31.7	39.3	27.0	28.9	26.8	26.3	34.3
12/2/2004	4	5,733	53.0	56.2	52.3	55.2	62.6	48.0	50.9	47.4	49.9	57.6	43.0	45.6	42.5	44.6	52.6	6.0	70%	0	0	0	1	0	52.0	47.3	44.1	47.1	53.7	38.0	41.8	39.0	41.6	48.7	33.0	36.3	33.8	36.1	43.7
12/3/2004	5	4,207	34.0	37.4	34.9	37.2	42.5	29.0	31.9	29.7	31.7	37.5	24.0	26.4	24.6	26.2	32.5	10.0	94%	1	0	0	1	0	60.0	56.2	52.3	55.2	62.6	48.0	50.9	47.4	49.9	57.6	43.0	45.6	42.5	44.6	52.6
12/4/2004	6	5,729	40.0	45.2	42.5	43.8	51.5	35.0	39.6	37.2	38.1	46.5	30.0	33.9	31.9	32.5	41.5	13.0	57%	0	1	0	1	0	45.0	37.4	34.9	37.2	42.5	29.0	31.9	29.7	31.7	37.5	24.0	26.4	24.6	26.2	32.5
12/5/2004	7	6,477	49.0	54.4	50.8	54.3	61.7	44.0	48.8	45.7	48.7	56.7	39.0	43.3	40.5	43.2	51.7	11.0	97%	0	0	1	1	0	43.0	45.2	42.5	43.8	51.5	35.0	39.6	37.2	38.1	46.5	30.0	33.9	31.9	32.5	41.5
12/6/2004	1	4,549	39.0	43.3	40.5	43.3	49.3	34.0	37.7	35.3	37.7	44.3	29.0	32.2	30.1	32.2	39.3	11.0	100%	0	0	0	1	0	59.0	54.4	50.8	54.3	61.7	44.0	48.8	45.7	48.7	56.7	39.0	43.3	40.5	43.2	51.7
12/7/2004	2	4,710	40.0	42.4	39.5	42.4	47.1	35.0	37.1	34.6	37.1	42.1	30.0	31.8	29.6	31.8	37.1	6.0	100%	0	0	0	1	0	42.0	43.3	40.5	43.3	49.3	34.0	37.7	35.3	37.7	44.3	29.0	32.2	30.1	32.2	39.3
12/8/2004	3	4,367	40.0	41.6	39.0	41.6	45.0	35.0	36.4	34.1	36.4	40.0	30.0	31.2	29.3	31.2	35.0	4.0	100%	0	0	0	1	0	46.0	42.4	39.5	42.4	47.1	35.0	37.1	34.6	37.1	42.1	30.0	31.8	29.6	31.8	37.1
12/9/2004	4	4,276	36.0	39.2	36.5	39.2	44.4	31.0	33.8	31.4	33.8	39.4	26.0	28.3	26.3	28.3	34.4	9.0	100%	0	0	0	1	0	51.0	41.6	39.0	41.6	45.0	35.0	36.4	34.1	36.4	40.0	30.0	31.2	29.3	31.2	35.0
12/10/2004	5	4,915	40.0	42.8	39.8	42.8	47.9	35.0	37.5	34.8	37.5	42.9	30.0	32.1	29.8	32.1	37.9	7.0	100%	1	0	0	1	0	38.0	39.2	36.5	39.2	44.4	31.0	33.8	31.4	33.8	39.4	26.0	28.3	26.3	28.3	34.4
12/11/2004	6	5,069	39.0	42.5	39.5	42.4	48.1	34.0	37.1	34.4	36.9	43.1	29.0	31.6	29.4	31.5	38.1	9.0	96%	0	1	0	1	0	44.0	42.8	39.8	42.8	47.9	35.0	37.5	34.8	37.5	42.9	30.0	32.1	29.8	32.1	37.9
12/12/2004	7	6,879	43.0	53.8	52.1	53.8	59.7	38.0	47.5	46.1	47.5	54.7	33.0	41.3	40.0	41.3	49.7	25.0	100%	0	0	1	1	0	41.0	42.5	39.5	42.4	48.1	34.0	37.1	34.4	36.9	43.1	29.0	31.6	29.4	31.5	38.1
12/13/2004	1	7,310	63.0	70.6	66.2	68.5	79.9	58.0	65.0	60.9	62.9	74.9	53.0	59.4	55.7	57.3	69.9	12.0	39%	0	0	0	1	0	44.0	53.8	52.1	53.8	59.7	38.0	47.5	46.1	47.5	54.7	33.0	41.3	40.0	41.3	49.7
12/14/2004	2	5,394	51.0	55.1	51.0	53.0	62.1	46.0	49.7	46.0	47.6	57.1	41.0	44.3	41.0	42.2	52.1	8.0	38%	0	0	0	1	0	63.0	70.6	66.2	68.5	79.9	58.0	65.0	60.9	62.9	74.9	53.0	59.4	55.7	57.3	69.9
12/15/2004	3	4,835	35.0	38.2	35.4	35.9	43.2	30.0	32.7	30.4	30.4	38.2	25.0	27.3	25.3	25.0	33.2	9.0	32%	0	0	0	1	0	59.0	55.1	51.0	53.0	62.1	46.0	49.7	46.0	47.6	57.1	41.0	44.3	41.0	42.2	52.1
12/16/2004	4	6,588	50.0	56.5	53.1	55.1	64.2	45.0	50.9	47.8	49.4	59.2	40.0	45.2	42.5	43.8	54.2	13.0	57%	0	0	0	1	0	38.0	38.2	35.4	35.9	43.2	30.0	32.7	30.4	30.4	38.2	25.0	27.3	25.3	25.0	33.2
12/17/2004	5	5,805	46.0	50.6	47.2	49.2	57.4	41.0	45.1	42.0	43.7	52.4	36.0	39.6	36.9	38.2	47.4	10.0	59%	1	0	0	1	0	57.0	56.5	53.1	55.1	64.2	45.0	50.9	47.8	49.4	59.2	40.0	45.2	42.5	43.8	54.2
12/18/2004	6	8,333	57.0	66.7	63.4	64.8	75.2	52.0	60.8	57.9	58.9	70.2	47.0	55.0	52.3	53.1	65.2	17.0	42%	0	1	0	1	0	56.0	50.6	47.2	49.2	57.4	41.0	45.1	42.0	43.7	52.4	36.0	39.6	36.9	38.2	47.4
12/19/2004	7	7,850	70.0	77.7	72.6	76.6	88.0	65.0	72.2	67.4	71.0	83.0	60.0	66.6	62.3	65.5	78.0	11.0	66%	0	0	1	1	0	64.0	66.7	63.4	64.8	75.2	52.0	60.8	57.9	58.9	70.2	47.0	55.0	52.3	53.1	65.2
12/20/2004	1	6,213	41.0	45.9	43.1	44.7	52.3	36.0	40.3	37.8	39.1	47.3	31.0	34.7	32.6	33.5	42.3	12.0	64%	0	0	0	1	0	78.0	77.7	72.6	76.6	88.0	65.0	72.2	67.4	71.0	83.0	60.0	66.6	62.3	65.5	78.0
12/21/2004	2	9,245	60.0	70.8	67.5	70.1	79.5	55.0	64.9	61.9	64.2	74.5	50.0	59.0	56.3	58.3	69.5	18.0	80%	0	0	0	1	0	48.0	45.9	43.1	44.7	52.3	36.0	40.3	37.8	39.1	47.3	31.0	34.7	32.6	33.5	42.3
12/22/2004	3	9,346	77.0	83.2	77.0	80.9	93.7	72.0	77.8	72.0	75.5	88.7	67.0	72.4	67.0	70.1	83.7	8.0	32%	0	0	0	1	0	61.0	70.8	67.5	70.1	79.5	55.0	64.9	61.9	64.2	74.5	50.0	59.0	56.3	58.3	69.5
12/23/2004	4	9,824	81.0	86.7	80.5	84.0	97.4	76.0	81.3	75.5	78.6	92.4	71.0	76.0	70.6	73.3	87.4	7.0	19%	1	0	0	1	0	80.0	83.2	77.0	80.9	93.7	72.0	77.8	72.0	75.5	88.7	67.0	72.4	67.0	70.1	83.7
12/24/2004	5	8,546	75.0	79.5	74.1	77.0	88.8	70.0	74.2	69.1	71.7	83.8	65.0	68.9	64.2	66.4	78.8	6.0	26%	0	1	0	1	0	88.0	86.7	80.5	84.0	97.4	76.0	81.3	75.5	78.6	92.4	71.0	76.0	70.6	73.3	87.4
12/25/2004	6	7,790	62.0	65.7	61.2	63.9	73.3	57.0	60.4	56.3	58.6	68.3	52.0	55.1	51.4	53.3	63.3	6.0	46%	0	1	0	1	0	85.0	79.5	74.1	77.0	88.8	70.0	74.2	69.1	71.7	83.8	65.0	68.9	64.2	66.4	78.8
12/26/2004	7	7,096	64.0	67.8	63.2	65.7	75.7	59.0	62.5	58.3	60.4	70.7	54.0	57.2	53.3	55.1	65.7	6.0	36%	0	0	1	1	0	70.0	65.7	61.2	63.9	73.3	57.0	60.4	56.3	58.6	68.3	52.0	55.1	51.4	53.3	63.3
12/27/2004	1	5,785	50.0	53.0	49.4	53.0	59.0	45.0	47.7	44.4	47.7	54.0	40.0	42.4	39.5	42.4	49.0	6.0	100%	0	0	0	1	0	76.0	67.8	63.2	65.7	75.7	59.0	62.5	58.3	60.4	70.7	54.0	57.2	53.3	55.1	65.7
12/28/2004	2	5,481	44.0	47.5	44.0	47.5	53.5	39.0	42.1	39.0	42.1	48.5	34.0	36.7	34.0	36.7	43.5	8.0	100%	0	0	0	1	0	56.0	53.0	49.4	53.0	59.0	45.0	47.7	44.4	47.7	54.0	40.0	42.4	39.5	42.4	49.0
12/29/2004	3	5,537	42.0	45.4	42.0	45.4	51.1	37.0	40.0	37.0	40.0	46.1	32.0	34.6	32.0	34.6	41.1	8.0	100%	0	0	0	1	0	46.0	47.5	44.0	47.5	53.5	39.0	42.1	39.0	42.1	48.5	34.0	36.7	34.0	36.7	43.5
12/30/2004	4	4,923	37.0	39.6	36.8	39.6	44.3	32.0	34.2	31.8	34.2	39.3	27.0	28.9	26.8	28.9	34.3	7.0	100%	1	0	0	1	0	44.0	45.4	42.0	45.4	51.1	37.0	40.0	37.0	40.0	46.1	32.0	34.6	32.0	34.6	41.1
12/31/2004	5	6,636	45.0	48.6	45.0	48.2	54.8	40.0	43.2	40.0	42.8	49.8	35.0	37.8	35.0	37.4	44.8	8.0	89%	0	1	0	1	0	38.0	39.6	36.8	39.6	44.3	32.0	34.2	31.8	34.2	39.3	27.0	28.9	26.8	28.9	34.3
1/1/2005	6	6,298	54.0	58.9	54.7	57.9	66.6	49.0	53.4	49.6	52.5	61.6	44.0	48.0	44.6	47.0	56.6	9.0	72%	0	1	0	0	0	47.0	48.6	45.0	48.2	54.8	40.0	43.2	40.0	42.8	49.8	35.0	37.8	35.0	37.4	44.8
1/2/2005	7	7,953	59.0	64.9	60.5	62.8	73.5	54.0	59.4	55.4	57.3	68.5	49.0	53.9	50.2	51.8	63.5	10.0	37%	0	0	1	0	0	60.0	58.9	54.7	57.9	66.6	49.0	53.4	49.6	52.5	61.6	44.0	48.0	44.6	47.0	56.6
1/3/2005	1	7,561	71.0	73.1	68.8	70.6	71.0	66.0	68.0	63.9	65.5	66.0	61.0	62.8	59.1	60.3	61.0	3.0	25%	0	0	0	0	0	64.0	64.9	60.5	62.8	73.5	54.0	59.4	55.4	57.3	68.5	49.0	53.9	50.2	51.8	63.5
1/4/2005	2	8,772	73.0	78.8	73.0	76.8	88.9	68.0	73.4	68.0	71.4	83.9	63.0	68.0	63.0	66.0	78.9	8.0	39%	0	0	0	0	0	77.0	73.1	68.8	70.6	71.0	66.0	68.0	63.9	65.5	66.0	61.0	62.8	59.1	60.3	61.0
1/5/2005	3	9,290	78.0	78.8	74.6	77.2	78.0	73.0	73.7	69.8	72.2	73.0	68.0	68.7	65.0	67.1	68.0	1.0	53%	0	0	0	0	0	80.0	78.8	73.0	76.8	88.9	68.0	73.4	68.0	71.4	83.9	63.0	68.0	63.0	66.0	78.9
1/6/2005	4	7,721	73.0	77.4	72.1	74.7	86.4	68.0	72.1	67.2	69.4	81.4	63.0	66.8	62.2	64.1	76.4	6.0	20%	0	0	0	0	0	86.0	78.8	74.6	77.2	78.0	73.0	73.7	69.8	72.2	73.0	68.0	68.7	65.0	67.1	68.0
1/7/2005	5	7,135	61.0	65.3	60.6	63.9	73.2	56.0	59.9	55.7	58.6	68.2	51.0	54.6	50.7	53.2	63.2	7.0	59%	1	0	0	0	0	74.0	77.4	72.1	74.7	86.4	68.0	72.1	67.2	69.4	81.4	63.0	66.8	62.2	64.1	76.4
1/8/2005	6	6,639	60.0	63.0	58.9	61.8	69.6	55.0	57.8	54.0	56.6	64.6	50.0	52.5	49.1	51.3	59.6	5.0	65%	0	1	0	0	0	68.0	65.3	60.6	63.9	73.2	56.0	59.9	55.7	58.6	68.2	51.0	54.6	50.7	53.2	63.2
1/9/2005	7	8,046	57.0	61.6	57.0	60.9	69.4	52.0	56.2	52.0	55.5	64.4	47.0	50.8	47.0	50.1	59.4	8.0	80%	0	0	1	0	0	66.0	63.0	58.9	61.8	69.6	55.0	57.8	54.0	56.6	64.6	50.0	52.5	49.1	51.3	59.6
1/10/2005	1	8,343	67.0	69.7	65.3	67.1	76.2	62.0	64.5	60.5	61.9	71.2	57.0	59.3	55.6	56.7	66.2	4.0	22%	0	0	0	0	0	57.0	61.6	57.0	60.9	69.4	52.0	56.2	52.0	55.5	64.4	47.0	50.8	47.0	50.1	59.4
1/11/2005	2	6,808	61.0	62.8	59.1	60.7	61.0	56.0	57.7	54.3	55.5	56.0	51.0	52.5	49.4	50.4	51.0	3.0	35%	0	0	0	0	0	71.0	69.7	65.3	67.1	76.2	62.0	64.5	60.5	61.9	71.2	57.0	59.3	55.6	56.7	66.2
1/12/2005	3	6,503	47.0	51.7	48.2	51.7	58.6	42.0	46.2	43.1	46.2	53.6	37.0	40.7	37.9	40.7	48.6	10.0	100%	0	0	0	0	0	69.0	62.8	59.1	60.7	61.0	56.0	57.7	54.3	55.5	56.0	51.0	52.5	49.4	50.4	51.0
1/13/2005	4	8,272	70.0	82.6	78.8	80.5	92.5	65.0	76.7	73.1	74.6	87.5	60.0	70.8	67.5	68.7	82.5	18.0	36%	0	0	0	0	0	52.0	51.7	48.2	51.7	58.6	42.0	46.2	43.1	46.2	53.6	37.0	40.7	37.9	40.7	48.6
1/14/2005	5	8,376	79.0	87.7	82.0	85.4	99.2	74.0	82.1	76.8	79.9	94.2	69.0	76.6	71.6	74.3	89.2	11.0	32%	1	0	0	0	0	67.0	82.6	78.8	80.5	92.5	65.0	76.7	73.1	74.6	87.5	60.0	70.8	67.5	68.7	82.5
1/15/2005	6	8,273	77.0	83.9	78.0	81.6	94.8	72.0	78.5	72.9	76.2	89.8	67.0	73.0	67.8	70.7	84.8	9.0	31%	0	1	0	0	0	81.0	87.7	82.0	85.4	99.2	74.0	82.1	76.8	79.9	94.2	69.0	76.6	71.6	74.3	89.2
1/16/2005	7	9,292	81.0	84.2	79.0	81.7	92.4	76.0	79.0	74.1	76.5	87.4	71.0	73.8	69.2	71.3	82.4	4.0	23%	0	0	1	0	0	84.0	83.9	78.0	81.6	94.8	72.0	78.5	72.9	76.2	89.8	67.0	73.0	67.8	70.7	84.8
1/17/2005	1	9,269	86.0	89.4	83.9	86.8	98.1	81.0	84.2	79.0	81.6	93.1	76.0	79.0	74.1	76.4	88.1	4.0	22%	0	0	0	0	0	90.0	84.2	79.0	81.7	92.4	76.0	79.0	74.1	76.5	87.4	71.0	73.8	69.2	71.3	82.4

1/18/2005	2	7,673	53.0	63.1	60.3	63.0	70.8	48.0	57.1	54.6	57.0	65.8	43.0	51.2	48.9	51.1	60.8	19.0	97%	0	0	0	0	0	93.0	89.4	83.9	86.8	98.1	81.0	84.2	79.0	81.6	93.1	76.0	79.0	74.1	76.4	88.1
1/19/2005	3	8,241	58.0	64.4	60.2	63.9	73.0	53.0	58.8	55.0	58.3	68.0	48.0	53.3	49.8	52.8	63.0	11.0	85%	0	0	0	0	0	62.0	63.1	60.3	63.0	70.8	48.0	57.1	54.6	57.0	65.8	43.0	51.2	48.9	51.1	60.8
1/20/2005	4	7,588	53.0	56.7	52.7	56.7	63.6	48.0	51.4	47.7	51.4	58.6	43.0	46.0	42.7	46.0	53.6	7.0	100%	0	0	0	0	0	60.0	64.4	60.2	63.9	73.0	53.0	58.8	55.0	58.3	68.0	48.0	53.3	49.8	52.8	63.0
1/21/2005	5	7,322	54.0	59.4	55.4	59.4	67.3	49.0	53.9	50.2	53.9	62.3	44.0	48.4	45.1	48.4	57.3	10.0	100%	1	0	0	0	0	58.0	56.7	52.7	56.7	63.6	48.0	51.4	47.7	51.4	58.6	43.0	46.0	42.7	46.0	53.6
1/22/2005	6	7,257	64.0	70.4	65.6	68.8	79.7	59.0	64.9	60.5	63.3	74.7	54.0	59.4	55.4	57.8	69.7	10.0	52%	0	1	0	0	0	55.0	59.4	55.4	59.4	67.3	49.0	53.9	50.2	53.9	62.3	44.0	48.4	45.1	48.4	57.3
1/23/2005	7	6,088	54.0	59.4	55.4	57.2	67.3	49.0	53.9	50.2	51.7	62.3	44.0	48.4	45.1	46.2	57.3	10.0	33%	0	0	1	0	0	67.0	70.4	65.6	68.8	79.7	59.0	64.9	60.5	63.3	74.7	54.0	59.4	55.4	57.8	69.7
1/24/2005	1	5,260	43.0	45.6	42.5	44.8	50.7	38.0	40.3	37.5	39.5	45.7	33.0	35.0	32.6	34.2	40.7	6.0	77%	0	0	0	0	0	62.0	59.4	55.4	57.2	67.3	49.0	53.9	50.2	51.7	62.3	44.0	48.4	45.1	46.2	57.3
1/25/2005	2	5,692	44.0	49.7	46.8	49.6	56.6	39.0	44.1	41.4	43.9	51.6	34.0	38.4	36.1	38.3	46.6	13.0	95%	0	0	0	0	0	46.0	45.6	42.5	44.8	50.7	38.0	40.3	37.5	39.5	45.7	33.0	35.0	32.6	34.2	40.7
1/26/2005	3	7,051	59.0	62.0	57.9	60.5	68.5	54.0	56.7	53.0	55.2	63.5	49.0	51.5	48.1	50.0	58.5	5.0	56%	0	0	0	0	0	46.0	49.7	46.8	49.6	56.6	39.0	44.1	41.4	43.9	51.6	34.0	38.4	36.1	38.3	46.6
1/27/2005	4	6,518	56.0	61.6	57.4	60.9	69.8	51.0	56.1	52.3	55.4	64.8	46.0	50.6	47.2	49.9	59.8	10.0	78%	0	0	0	0	0	71.0	62.0	57.9	60.5	68.5	54.0	56.7	53.0	55.2	63.5	49.0	51.5	48.1	50.0	58.5
1/28/2005	5	5,484	41.0	46.3	43.6	46.2	52.8	36.0	40.7	38.3	40.6	47.8	31.0	35.0	32.9	34.9	42.8	13.0	97%	1	0	0	0	0	65.0	61.6	57.4	60.9	69.8	51.0	56.1	52.3	55.4	64.8	46.0	50.6	47.2	49.9	59.8
1/29/2005	6	4,801	38.0	38.0	36.1	38.0	38.0	33.0	33.0	31.4	33.0	33.0	28.0	28.0	26.6	28.0	28.0	0.0	100%	0	1	0	0	0	42.0	46.3	43.6	46.2	52.8	36.0	40.7	38.3	40.6	47.8	31.0	35.0	32.9	34.9	42.8
1/30/2005	7	4,659	35.0	36.4	34.1	36.4	39.2	30.0	31.2	29.3	31.2	34.2	25.0	26.0	24.4	26.0	29.2	4.0	100%	0	0	1	0	0	40.0	38.0	36.1	38.0	38.0	33.0	33.0	31.4	33.0	33.0	28.0	28.0	26.6	28.0	28.0
1/31/2005	1	5,347	34.0	35.7	33.4	35.7	39.1	29.0	30.5	28.5	30.5	34.1	24.0	25.2	23.6	25.2	29.1	5.0	100%	0	0	0	0	0	38.0	36.4	34.1	36.4	39.2	30.0	31.2	29.3	31.2	34.2	25.0	26.0	24.4	26.0	29.2
2/1/2005	2	4,930	32.0	35.5	33.2	35.4	40.5	27.0	30.0	28.0	29.8	35.5	22.0	24.4	22.8	24.3	30.5	11.0	96%	0	0	0	0	1	36.0	35.7	33.4	35.7	39.1	29.0	30.5	28.5	30.5	34.1	24.0	25.2	23.6	25.2	29.1
2/2/2005	3	4,294	29.0	31.6	29.4	30.4	35.8	24.0	26.2	24.3	24.9	30.8	19.0	20.7	19.2	19.5	25.8	9.0	63%	0	0	0	0	1	32.0	35.5	33.2	35.4	40.5	27.0	30.0	28.0	29.8	35.5	22.0	24.4	22.8	24.3	30.5
2/3/2005	4	3,577	29.0	31.0	28.8	28.6	34.7	24.0	25.7	23.9	23.2	29.7	19.0	20.3	18.9	17.9	24.7	7.0	27%	0	0	0	0	1	29.0	31.6	29.4	30.4	35.8	24.0	26.2	24.3	24.9	30.8	19.0	20.7	19.2	19.5	25.8
2/4/2005	5	3,434	28.0	29.7	27.7	27.2	32.8	23.0	24.4	22.7	21.9	27.8	18.0	19.1	17.8	16.6	22.8	6.0	26%	1	0	0	0	1	34.0	31.0	28.8	28.6	34.7	24.0	25.7	23.9	23.2	29.7	19.0	20.3	18.9	17.9	24.7
2/5/2005	6	4,411	33.0	37.3	35.1	35.3	42.6	28.0	31.6	29.8	29.6	37.6	23.0	26.0	24.4	24.0	32.6	13.0	39%	0	1	0	0	1	33.0	29.7	27.7	27.2	32.8	23.0	24.4	22.7	21.9	27.8	18.0	19.1	17.8	16.6	22.8
2/6/2005	7	6,973	58.0	66.1	62.4	65.6	74.9	53.0	60.4	57.0	59.9	69.9	48.0	54.7	51.6	54.2	64.9	14.0	83%	0	0	1	0	1	26.0	37.3	35.1	35.3	42.6	28.0	31.6	29.8	29.6	37.6	23.0	26.0	24.4	24.0	32.6
2/7/2005	1	7,971	64.0	69.1	64.0	68.8	77.9	59.0	63.7	59.0	63.4	72.9	54.0	58.3	54.0	58.0	67.9	8.0	91%	0	0	0	0	1	45.0	66.1	62.4	65.6	74.9	53.0	60.4	57.0	59.9	69.9	48.0	54.7	51.6	54.2	64.9
2/8/2005	2	7,208	61.0	62.8	59.1	60.2	61.0	56.0	57.7	54.3	55.1	56.0	51.0	52.5	49.4	49.9	51.0	3.0	22%	0	0	0	0	1	61.0	69.1	64.0	68.8	77.9	59.0	63.7	59.0	63.4	72.9	54.0	58.3	54.0	58.0	67.9
2/9/2005	3	7,001	55.0	55.6	52.6	54.4	55.0	50.0	50.5	47.8	49.3	50.0	45.0	45.5	43.0	44.3	45.0	1.0	64%	0	0	0	0	1	67.0	62.8	59.1	60.2	61.0	56.0	57.7	54.3	55.1	56.0	51.0	52.5	49.4	49.9	51.0
2/10/2005	4	5,922	52.0	55.6	51.7	53.8	62.4	47.0	50.3	46.7	48.5	57.4	42.0	44.9	41.7	43.1	52.4	7.0	46%	0	0	0	0	1	56.0	55.6	52.6	54.4	55.0	50.0	50.5	47.8	49.3	50.0	45.0	45.5	43.0	44.3	45.0
2/11/2005	5	4,176	32.0	34.9	32.4	32.6	39.5	27.0	29.4	27.3	27.2	34.5	22.0	24.0	22.3	21.7	29.5	9.0	32%	1	0	0	0	1	56.0	55.6	51.7	53.8	62.4	47.0	50.3	46.7	48.5	57.4	42.0	44.9	41.7	43.1	52.4
2/12/2005	6	3,793	35.0	36.1	33.9	33.8	35.0	30.0	30.9	29.1	28.6	30.0	25.0	25.8	24.2	23.5	25.0	3.0	31%	0	1	0	0	1	35.0	34.9	32.4	32.6	39.5	27.0	29.4	27.3	27.2	34.5	22.0	24.0	22.3	21.7	29.5
2/13/2005	7	4,028	32.0	35.2	32.8	33.7	40.0	27.0	29.7	27.7	28.2	35.0	22.0	24.2	22.6	22.7	30.0	10.0	55%	0	0	1	0	1	41.0	36.1	33.9	33.8	35.0	30.0	30.9	29.1	28.6	30.0	25.0	25.8	24.2	23.5	25.0
2/14/2005	1	4,817	36.0	41.4	39.2	40.9	47.3	31.0	35.7	33.7	35.2	42.3	26.0	29.9	28.3	29.4	37.3	15.0	86%	0	0	0	0	1	35.0	35.2	32.8	33.7	40.0	27.0	29.7	27.7	28.2	35.0	22.0	24.2	22.6	22.7	30.0
2/15/2005	2	5,483	49.0	52.4	48.7	50.6	58.8	44.0	47.1	43.7	45.2	53.8	39.0	41.7	38.8	39.9	48.8	7.0	45%	0	0	0	0	1	40.0	41.4	39.2	40.9	47.3	31.0	35.7	33.7	35.2	42.3	26.0	29.9	28.3	29.4	37.3
2/16/2005	3	7,169	56.0	63.3	59.5	62.7	71.8	51.0	57.6	54.2	57.1	66.8	46.0	52.0	48.9	51.4	61.8	13.0	83%	0	0	0	0	1	53.0	52.4	48.7	50.6	58.8	44.0	47.1	43.7	45.2	53.8	39.0	41.7	38.8	39.9	48.8
2/17/2005	4	7,716	65.0	69.6	64.6	66.9	78.1	60.0	64.2	59.6	61.5	73.1	55.0	58.9	54.7	56.2	68.1	7.0	20%	0	0	0	0	1	59.0	63.3	59.5	62.7	71.8	51.0	57.6	54.2	57.1	66.8	46.0	52.0	48.9	51.4	61.8
2/18/2005	5	7,591	63.0	68.0	63.0	66.6	76.7	58.0	62.6	58.0	61.2	71.7	53.0	57.2	53.0	55.8	66.7	8.0	57%	1	0	0	0	1	72.0	69.6	64.6	66.9	78.1	60.0	64.2	59.6	61.5	73.1	55.0	58.9	54.7	56.2	68.1
2/19/2005	6	6,704	63.0	66.8	62.2	64.5	74.5	58.0	61.5	57.3	59.2	69.5	53.0	56.2	52.3	53.9	64.5	6.0	31%	0	1	0	0	1	72.0	68.0	63.0	66.6	76.7	58.0	62.6	58.0	61.2	71.7	53.0	57.2	53.0	55.8	66.7
2/20/2005	7	7,175	53.0	57.2	53.0	57.1	64.5	48.0	51.8	48.0	51.7	59.5	43.0	46.4	43.0	46.3	54.5	8.0	96%	0	0	1	0	1	71.0	66.8	62.2	64.5	74.5	58.0	61.5	57.3	59.2	69.5	53.0	56.2	52.3	53.9	64.5
2/21/2005	1	6,743	55.0	57.8	54.0	56.1	63.8	50.0	52.5	49.1	50.8	58.8	45.0	47.3	44.2	45.6	53.8	5.0	49%	0	0	0	0	1	56.0	57.2	53.0	57.1	64.5	48.0	51.8	48.0	51.7	59.5	43.0	46.4	43.0	46.3	54.5
2/22/2005	2	7,078	53.0	55.7	52.0	54.1	61.4	48.0	50.4	47.1	48.9	56.4	43.0	45.2	42.2	43.6	51.4	5.0	54%	0	0	0	0	1	56.0	57.8	54.0	56.1	63.8	50.0	52.5	49.1	50.8	58.8	45.0	47.3	44.2	45.6	53.8
2/23/2005	3	6,073	56.0	56.6	53.6	55.3	56.0	51.0	51.5	48.8	50.2	51.0	46.0	46.5	44.0	45.2	46.0	1.0	61%	0	0	0	0	1	57.0	55.7	52.0	54.1	61.4	48.0	50.4	47.1	48.9	56.4	43.0	45.2	42.2	43.6	51.4
2/24/2005	4	4,941	46.0	46.9	44.3	46.3	46.0	41.0	41.8	39.5	41.2	41.0	36.0	36.7	34.7	36.1	36.0	2.0	81%	0	0	0	0	1	60.0	56.6	53.6	55.3	56.0	51.0	51.5	48.8	50.2	51.0	46.0	46.5	44.0	45.2	46.0
2/25/2005	5	5,289	49.0	51.5	48.1	50.8	56.7	44.0	46.2	43.2	45.5	51.7	39.0	41.0	38.3	40.3	46.7	5.0	79%	1	0	0	0	1	61.0	46.9	44.3	46.3	46.0	41.0	41.8	39.5	41.2	41.0	36.0	36.7	34.7	36.1	36.0
2/26/2005	6	6,063	51.0	56.6	52.9	55.3	64.2	46.0	51.1	47.7	49.7	59.2	41.0	45.5	42.5	44.2	54.2	11.0	60%	0	1	0	0	1	53.0	51.5	48.1	50.8	56.7	44.0	46.2	43.2	45.5	51.7	39.0	41.0	38.3	40.3	46.7
2/27/2005	7	6,389	44.0	47.1	43.7	47.1	52.8	39.0	41.7	38.8	41.7	47.8	34.0	36.4	33.8	36.4	42.8	7.0	100%	0	0	1	0	1	58.0	56.6	52.9	55.3	64.2	46.0	51.1	47.7	49.7	59.2	41.0	45.5	42.5	44.2	54.2
2/28/2005	1	7,004	52.0	58.2	54.6	57.7	66.1	47.0	52.6	49.4	52.1	61.1	42.0	47.0	44.1	46.5	56.1	12.0	85%	0	0	0	0	1	45.0	47.1	43.7	47.1	52.8	39.0	41.7	38.8	41.7	47.8	34.0	36.4	33.8	36.4	42.8
3/1/2005	2	7,321	54.0	55.1	52.0	53.8	54.0	49.0	50.0	47.2	48.7	49.0	44.0	44.9	42.4	43.6	44.0	2.0	63%	0	0	0	0	0	57.0	58.2	54.6	57.7	66.1	47.0	52.6	49.4	52.1	61.1	42.0	47.0	44.1	46.5	56.1
3/2/2005	3	7,222	59.0	60.2	56.8	57.5	59.0	54.0	55.1	52.0	52.4	54.0	49.0	50.0	47.2	47.3	49.0	2.0	21%	0	0	0	0	0	64.0	55.1	52.0	53.8	54.0	49.0	50.0	47.2	48.7	49.0	44.0	44.9	42.4	43.6	44.0
3/3/2005	4	5,414	50.0	52.5	49.1	50.2	57.9	45.0	47.3	44.2	44.9	52.9	40.0	42.0	39.3	39.7	47.9	5.0	30%	0	0	0	0	0	65.0	60.2	56.8	57.5	59.0	54.0	55.1	52.0	52.4	54.0	49.0	50.0	47.2	47.3	49.0
3/4/2005	5	4,851	33.0	36.3	33.8	35.8	41.3	28.0	30.8	28.7	30.3	36.3	23.0	25.3	23.6	24.8	31.3	10.0	84%	1	0	0	0	0	55.0	52.5	49.1	50.2	57.9	45.0	47.3	44.2	44.9	52.9	40.0	42.0	39.3	39.7	47.9
3/5/2005	6	4,212	27.0	30.0	28.0	28.8	34.3	22.0	24.4	22.8	23.2	29.3	17.0	18.9	17.6	17.7	24.3	11.0	64%	0	1	0	0	0	37.0	36.3	33.8	35.8	41.3	28.0	30.8	28.7	30.3	36.3	23.0	25.3	23.6	24.8	31.3
3/6/2005	7	4,729	26.0	29.1	27.3	27.4	33.4	21.0	23.5	22.1	21.8	28.4	16.0	17.9	16.8	16.2	23.4	12.0	47%	0	0	1	0	0	29.0	30.0	28.0	28.8	34.3	22.0	24.4	22.8	23.2	29.3	17.0	18.9	17.6	17.7	24.3
3/7/2005	1	6,896	53.0	59.9	56.3	58.8	68.0	48.0	54.2	51.0	53.1	63.0	43.0	48.6	45.7	47.5	58.0	13.0	66%	0	0	0	0	0	36.0	29.1	27.3	27.4	33.4	21.0	23.5	22.1	21.8	28.4	16.0	17.9	16.8	16.2	23.4
3/8/2005	2	7,245	57.0	61.0	56.6	58.3	68.4	52.0	55.6	51.7	53.0	63.4	47.0	50.3	46.7	47.6	58.4	7.0	20%	0	0	0	0	0	59.0	59.9	56.3	58.8	68.0	48.0	54.2	51.0	53.1	63.0	43.0	48.6	45.7	47.5	58.0
3/9/2005	3	5,278	51.0	53.0	49.7	52.0	57.7	46.0	47.8	44.9	46.8	52.7	41.0	42.6	40.0	41.6	47.7	4.0	70%	0	0	0	0	0	66.0	61.0	56.6	58.3	68.4	52.0	55.6	51.7	53.0	63.4	47.0	50.3	46.7	47.6	58.4
3/10/2005	4	5,803	36.0	41.4	39.2	41.4	47.3	31.0	35.7	33.7	35.7	42.3	26.0	29.9	28.3	29.9	37.3	15.0	100%	0	0	0	0	0	59.0	53.0	49.7	52.0	57.7	46.0	47.8	44.9	46.8	52.7	41.0	42.6	40.0	41.6	47.7
3/11/2005	5	6,880	54.0	61.6	58.1	60.5	69.8	49.0	55.9	52.7	54.8	64.8	44.0	50.2	47.3	49.1	59.8	14.0	68%	1	0	0	0	0	39.0	41.4	39.2	41.4	47.3	31.0	35.7	33.7	35.7	42.3	26.0	29.9	28.3	29.9	37.3
3/12/2005	6	6,405	59.0	64.9	60.5	63.2	73.5	54.0	59.4	55.4	57.7	68.5	49.0	53.9	50.2	52.2	63.5	10.0	50%	0	1	0	0	0	55.0	61.6	58.1	60.5	69.8	49.0	55.9	52.7	54.8	64.8	44.0	50.2	47.3	49.1	59.8
3/13/2005	7	6,293	54.0	58.9	54.7	57.1	66.6	49.0	53.4	49.6	51.7	61.6	44.0	48.0	44.6	46.2	56.6	9.0	48%	0	0	1	0	0	63.0	64.9	60.5	63.2	73.5	54.0	59.4	55.4	57.7	68.5	49.0	53.9	50.2	52.2	63.5
3/14/2005	1	6,040	54.0	56.2	52.7	54.6	61.2	49.0	51.0	47.8	49.4	56.2	44.0	45.8	42.9	44.2	51.2	4.0	52%	0	0	0	0	0	56.0	58.9	54.7	57.1	66.6	49.0	53.4	49.6	51.7	61.6	44.0	48.0	44.6	46.2	56.6
3/15/2005	2	4,851	51.0	53.6	50.0	52.5	59.1	46.0	48.3	45.1	47.3	54.1	41.0	43.1	40.2	42.0	49.1	5.0	69%	0	0	0	0	0	56.0	56.2	52.7	54.6	61.2	49.0	51.0	47.8	49.4	56.2	44.0	45.8	42.9	44.2	51.2
3/16/2005	3	5,255	44.0	45.8	42.9	45.6	49.6	39.0	40.6	38.0	40.4	44.6	34.0	35.4	33.2	35.2	39.6	4.0	95%	0	0	0	0	0	57.0	53.6	50.0	52.5	59.1	46.0	48.3	45.1	47.3	54.1	41.0	43.1	40.2	42.0	49.1
3/17/2005	4	4,861	49.0	51.0	47.8	48.9	55.4	44.0	45.8	42.9	43.7	50.4	39.0	40.6	38.0	38.5	45.4	4.0	38%	0	0	0	0	0	46.0	45.8	42.9	45.6	49.6	39.0	40.6	38.0	40.4	44.6	34.0	35.4	33.2	35.2	39.6
3/18/2005	5	4,561	44.0	47.1	43.7	44.5	52.8	39.0	41.7	38.8	39.1	47.8	34.0	36.4	33.8	33.8	42.8	7.0	22%	1	0	0	0	0	50.0	51.0	47.8	48.9	55.4	44.0	45.8	42.9	43.7	50.4	39.0	40.6	38.0	38.5	45.4
3/19/2005	6	5,075	43.0	43.4	41.1	41.2	43.0	38.0	38.4	36.3	36.1	38.0	33.0	33.3	31.6	31.1	33.0	1.0	33%	0	1	0	0	0	48.0	47.1	43.7	44.5	52.8	39.0	41.7	38.8	39.1	47.8	34.0	36.4	33.8	33.8	42.8
3/20/2005	7	4,082	42.0	43.3	40.7	40.6	42.0	37.0	38.1	35.8	35.4	37.0	32.0	33.0	31.0	30.3	32.0	3.0	20%	0	0	1	0	0	48.0	43.4	41.1	41.2	43.0	38.0	38.4	36.3	36.1	38.0	33.0	33.3	31.6	31.1	33.0
3/21/2005	1	4,270	38.0	39.5	37.1	37.4	42.7	33.0	34.3	32.2	32.2	37.7	28.0	29.1	27.3	27.0	32.7	4.0	37%	0	0	0	0	0	43.0	43.3	40.7	40.6	42.0	37.0	38.1	35.8	35.4	37.0	32.0	33.0	31.0	30.3	32.0
3/22/2005	2	3,515	35.0	36.4	34.1	34.8	39.2	30.0	31.2	29.3	29.6	34.2	25.0	26.0	24.4	24.4	29.2	4.0	52%	0	0	0	0	0	40.0	39.5	37.1	37.4	42.7	33.0	34.3	32.2	32.2	37.7	28.0	29.1	27.3	27.0	32.7
3/23/2005	3	3,595	28.0	29.1	27.3	28.4	31.1	23.0	23.9	22.4	23.2	26.1	18.0	18.7	17.6	18.0	21.1	4.0	77%	0	0	0	0	0	41.0	36.4	34.1	34.8	39.2	30.0	31.2	29.3	29.6	34.2	25.0	26.0	24.4	24.4	29.2
3/24/2005	4	4,195	37.0	40.3	37.5	38.9	45.7	32.0	34.9	32.4	33.5	40.7	27.0	29.4	27.3	28.0	35.7	9.0	58%	0	0	0	0	0	29.0	29.1	27.3	28.4	31.1	23.0	23.9	22.4	23.2	26.1	18.0	18.7	17.6	18.0	21.1
3/25/2005	5	3,958	40.0	41.6	39.0	38.9	45.0	35.0	36.4	34.1	33.7	40.0	30.0	31.2	29.3	28.5	35.0	4.0	20%	1	0	0	0	0	38.0	40.3	37.5	38.9	45.7	32.0	34.9	32.4	33.5	40.7	27.0	29.4	27.3	28.0	35.7
3/26/2005	6	3,476	36.0	38.2	35.6	35.5	42.3	31.0	32.9	30.6	30.2	37.3	26.0	27.6	25.7	24.9	32.3	6.0	19%	0	1	0	0	0	44.0	41.6	39.0	38.9	45.0	35.0	36.4	34.1	33.7	40.0	30.0	31.2	29.3	28.5	35.0
3/27/2005	7	3,283	25.0	27.0	25.0	24.4	30.4	20.0	21.6	20.0	19.0	25.4	15.0	16.2	15.0	13.6	20.4	8.0	22%	0	0	1	0	0	41.0	38.2	35.6	35.5	42.3	31.0	32.9	30.6	30.2	37.3	26.0	27.6	25.7	24.9	32.3
3/28/2005	1	3,494	25.0	26.3	24.5	24.5	28.5	20.0	21.0	19.6	19.3	23.5	15.0	15.8	14.7	14.0	18.5	5.0	48%	0	0	0	0	0	31.0	27.0	25.0	24.4	30.4	20.0	21.6	20.0	19.0	25.4	15.0	16.2	15.0	13.6	20.4
3/29/2005	2	2,624	12.0	13.4	12.6	11.3	12.0	7.0	7.8	7.4	5.7	7.0	2.0	2.2	2.1	0.1	2.0	12.0	35%	0	0	0	0	0	32.0	26.3	24.5	24.5	28.5	20.0	21.0	19.6	19.3	23.5	15.0	15.8	14.7	14.0	18.5
3/30/2005	3	3,602	26.0	28.1	26.0	26.8	31.6	21.0	22.7	21.0	21.4	26.6	16.0	17.3	16.0	16.0	21.6	8.0	63%	0	0	0	0	0	18.0	13.4	12.6	11.3	12.0	7.0	7.8	7.4	5.7	7.0	2.0	2.2	2.1	0.1	2.0
3/31/2005	4	2,818	23.0	26.5	25.0	24.2	30.6	18.0	20.7	19.6	18.4	25.6	13.0	15.0	14.1	12.7	20.6	15.0	31%	0	0	0	0	0	26.0	28.1	26.0	26.8	31.6	21.0	22.7	21.0	21.4	26.6	16.0	17.3	16.0	16.0	21.6
4/1/2005	5	2,961	27.0	29.7	27.7	27.3	33.8	22.0	24.2	22.6	21.8	28.8	17.0	18.7	17.4	16.3	23.8	10.0	28%	1	0	0	0	0	24.0	26.5	25.0	24.2	30.6	18.0	20.7	19.6	18.4	25.6	13.0	15.0	14.1	12.7	20.6
4/2/2005	6	2,873	24.0	26.2	24.3	24.1	29.7	19.0	20.7	19.2	18.7	24.7	14.0	15.3	14.2	13.2	19.7	9.0	39%	0	1	0	0	0	30.0	29.7	27.7	27.3	33.8	22.0	24.2	22.6	21.8	28.8	17.0	18.7	17.4	16.3	23.8
4/3/2005	7	2,393	22.0	23.3	21.7	21.2	25.7	17.0	18.0	16.8	15.9	20.7	12.0	12.7	11.9	10.6	15.7	6.0	36%	0	0	1	0	0	28.0	26.2	24.3	24.1	29.7	19.0	20.7	19.2	18.7	24.7	14.0	15.3	14.2	13.2	19.7
4/4/2005	1	1,930	9.0	10.3	9.7	8.4	9.0	4.0	4.6	4.3	2.7	4.0	0.0	0.0	0.0	0.0	0.0	14.0	44%	0	0	0	0	0	26.0	23.3	21.7	21.2	25.7	17.0	18.0	16.8	15.9	20.7	12.0	12.7	11.9	10.6	15.7
4/5/2005	2	1,860	12.0	13.2	12.3	10.9	12.0	7.0	7.7	7.2	5.4	7.0	2.0	2.2	2.1	0.0	2.0	10.0	31%	0	0	0	0	0	19.0	10.3	9.7	8.4	9.0	4.0	4.6	4.3	2.7	4.0	0.0	0.0	0.0	0.0	0.0
4/6/2005	3	2,233	13.0	14.2	13.2	12.4	13.0	8.0	8.7	8.1	6.9	8.0	3.0	3.3	3.0	1.5	3.0	9.0	46%	0	0	0	0	0	18.0	13.2	12.3	10.9	12.0	7.0	7.7	7.2	5.4	7.0	2.0	2.2	2.1	0.0	2.0
4/7/2005	4	1,803	18.0	18.7	17.6	16.2	19.6	13.0	13.5	12.7	11.0	14.6	8.0	8.3	7.8	5.8	9.6	4.0	23%	0	0	0	0	0	19.0	14.2	13.2	12.4	13.0	8.0	8.7	8.1	6.9	8.0	3.0	3.3	3.0	1.5	3.0
4/8/2005	5	1,767	13.0	14.6	13.7	12.0	13.0	8.0	9.0	8.4	6.4	8.0	3.0	3.4	3.2	0.8	3.0	12.0	24%	1	0	0	0	0	22.0	18.7	17.6	16.2	19.6	13.0	13.5	12.7	11.0	14.6	8.0	8.3	7.8	5.8	9.6
4/9/2005	6	1,843	5.0	5.8	5.4	3.4	5.0	0.0	0.0	0.0	0.0	0.0	0.0	0.0	0.0	0.0	0.0	15.0	29%	0	1	0	0	0	15.0	14.6	13.7	12.0	13.0	8.0	9.0	8.4	6.4	8.0	3.0	3.4	3.2	0.8	3.0
4/10/2005	7	2,670	11.0	12.1	11.3	10.7	11.0	6.0	6.6	6.2	5.2	6.0	1.0	1.1	1.0	0.0	1.0	10.0	57%	0	0	1	0	0	10.0	5.8	5.4	3.4	5.0	0.0	0.0	0.0	0.0	0.0	0.0	0.0	0.0	0.0	0.0
4/11/2005	1	3,057	14.0	15.5	14.5	14.6	14.0	9.0	10.0	9.3	9.0	9.0	4.0	4.4	4.2	3.5	4.0	11.0	71%	0	0	0	0	0	10.0	12.1	11.3	10.7	11.0	6.0	6.6	6.2	5.2	6.0	1.0	1.1	1.0	0.0	1.0
4/12/2005	2	3,213	15.0	16.1	14.9	14.8	15.0	10.0	10.7	9.9	9.4	10.0	5.0	5.4	5.0	4.1	5.0	7.0	61%	0	0	0	0	0	14.0	15.5	14.5	14.6	14.0	9.0	10.0	9.3	9.0	9.0	4.0	4.4	4.2	3.5	4.0
4/13/2005	3	2,464	19.0	20.1	18.8	17.5	22.1	14.0	14.8	13.8	12.2	17.1	9.0	9.5	8.9	6.9	12.1	6.0	20%	0	0	0	0	0	12.0	16.1	14.9	14.8	15.0	10.0	10.7	9.9	9.4	10.0	5.0	5.4	5.0	4.1	5.0
4/14/2005	4	2,269	15.0	16.7	15.6	14.0	15.0	10.0	11.1	10.4	8.4	10.0	5.0	5.6	5.2	2.9	5.0	11.0	20%	0	0	0	0	0	18.0	20.1	18.8	17.5	22.1	14.0	14.8	13.8	12.2	17.1	9.0	9.5	8.9	6.9	12.1
4/15/2005	5	3,013	17.0	18.0	16.8	16.1	19.7	12.0	12.7	11.9	10.8	14.7	7.0	7.4	6.9	5.5	9.7	6.0	41%	1	0	0	0	0	16.0	16.7	15.6	14.0	15.0	10.0	11.1	10.4	8.4	10.0	5.0	5.6	5.2	2.9	5.0
4/16/2005	6	2,349	17.0	18.2	16.9	15.6	20.2	12.0	12.8	11.9	10.2	15.2	7.0	7.5	7.0	4.9	10.2	7.0	22%	0	1	0	0	0	19.0	18.0	16.8	16.1	19.7	12.0	12.7	11.9	10.8	14.7	7.0	7.4	6.9	5.5	9.7
4/17/2005	7	2,015	14.0	15.4	14.4	12.9	14.0	9.0	9.9	9.2	7.4	9.0	4.0	4.4	4.1	1.9	4.0	10.0	24%	0	0	1	0	0	15.0	18.2	16.9	15.6	20.2	12.0	12.8	11.9	10.2	15.2	7.0	7.5	7.0	4.9	10.2
4/18/2005	1	2,112	0.0	0.0	0.0	0.0	0.0	0.0	0.0	0.0	0.0	0.0	0.0	0.0	0.0	0.0	0.0	13.0	20%	0	0	0	0	0	14.0	15.4	14.4	12.9	14.0	9.0	9.9	9.2	7.4	9.0	4.0	4.4	4.1	1.9	4.0
4/19/2005	2	2,373	10.0	10.9	10.1	10.0	10.0	5.0	5.5	5.1	4.6	5.0	0.0	0.0	0.0	0.0	0.0	9.0	74%	0	0	0	0	0	0.0	0.0	0.0	0.0	0.0	0.0	0.0	0.0	0.0	0.0	0.0	0.0	0.0	0.0	0.0
4/20/2005	3	2,299	18.0	19.4	18.0	17.0	21.9	13.0	14.0	13.0	11.6	16.9	8.0	8.6	8.0	6.2	11.9	8.0	26%	0	0	0	0	0	13.0	10.9	10.1	10.0	10.0	5.0	5.5	5.1	4.6	5.0	0.0	0.0	0.0	0.0	0.0
4/21/2005	4	2,366	16.0	17.1	15.9	14.4	19.0	11.0	11.8	10.9	9.1	14.0	6.0	6.4	6.0	3.7	9.0	7.0	19%	0	0	0	0	0	23.0	19.4	18.0	17.0	21.9	13.0	14.0	13.0	11.6	16.9	8.0	8.6	8.0	6.2	11.9
4/22/2005	5	3,673	25.0	29.0	27.5	27.4	33.5	20.0	23.2	22.0	21.6	28.5	15.0	17.4	16.5	15.8	23.5	16.0	51%	1	0	0	0	0	19.0	17.1	15.9	14.4	19.0	11.0	11.8	10.9	9.1	14.0	6.0	6.4	6.0	3.7	9.0
4/23/2005	6	3,358	30.0	33.0	30.8	30.3	37.6	25.0	27.5	25.6	24.8	32.6	20.0	22.0	20.5	19.3	27.6	10.0	20%	0	1	0	0	0	25.0	29.0	27.5	27.4	33.5	20.0	23.2	22.0	21.6	28.5	15.0	17.4	16.5	15.8	23.5
4/24/2005	7	2,911	24.0	25.4	23.7	23.1	28.1	19.0	20.1	18.8	17.8	23.1	14.0	14.8	13.8	12.5	18.1	6.0	30%	0	0	1	0	0	30.0	33.0	30.8	30.3	37.6	25.0	27.5	25.6	24.8	32.6	20.0	22.0	20.5	19.3	27.6
4/25/2005	1	3,944	24.0	27.4	25.8	27.3	31.6	19.0	21.7	20.4	21.6	26.6	14.0	16.0	15.1	15.9	21.6	14.0	99%	0	0	0	0	0	26.0	25.4	23.7	23.1	28.1	19.0	20.1	18.8	17.8	23.1	14.0	14.8	13.8	12.5	18.1
4/26/2005	2	4,287	27.0	31.1	29.4	31.0	35.7	22.0	25.3	23.9	25.2	30.7	17.0	19.6	18.5	19.5	25.7	15.0	98%	0	0	0	0	0	20.0	27.4	25.8	27.3	31.6	19.0	21.7	20.4	21.6	26.6	14.0	16.0	15.1	15.9	21.6
4/27/2005	3	4,372	31.0	35.3	33.3	35.1	40.5	26.0	29.6	28.0	29.4	35.5	21.0	23.9	22.6	23.7	30.5	14.0	94%	0	0	0	0	0	28.0	31.1	29.4	31.0	35.7	22.0	25.3	23.9	25.2	30.7	17.0	19.6	18.5	19.5	25.7
4/28/2005	4	3,679	31.0	33.8	31.4	33.7	38.3	26.0	28.3	26.3	28.2	33.3	21.0	22.9	21.3	22.8	28.3	9.0	96%	0	0	0	0	0	32.0	35.3	33.3	35.1	40.5	26.0	29.6	28.0	29.4	35.5	21.0	23.9	22.6	23.7	30.5
4/29/2005	5	3,194	31.0	33.5	31.0	32.6	37.7	26.0	28.1	26.0	27.2	32.7	21.0	22.7	21.0	21.8	27.7	8.0	75%	1	0	0	0	0	33.0	33.8	31.4	33.7	38.3	26.0	28.3	26.3	28.2	33.3	21.0	22.9	21.3	22.8	28.3
4/30/2005	6	3,361	30.0	32.7	30.4	32.5	37.1	25.0	27.3	25.3	27.1	32.1	20.0	21.8	20.3	21.6	27.1	9.0	94%	0	1	0	0	0	30.0	33.5	31.0	32.6	37.7	26.0	28.1	26.0	27.2	32.7	21.0	22.7	21.0	21.8	27.7
5/1/2005	7	4,028	33.0	38.3	36.3	38.0	43.8	28.0	32.5	30.8	32.2	38.8	23.0	26.7	25.3	26.4	33.8	16.0	92%	0	0	1	0	0	29.0	32.7	30.4	32.5	37.1	25.0	27.3	25.3	27.1	32.1	20.0	21.8	20.3	21.6	27.1
5/2/2005	1	3,490	31.0	35.3	33.3	33.9	40.5	26.0	29.6	28.0	28.2	35.5	21.0	23.9	22.6	22.5	30.5	14.0	56%	0	0	0	0	0	32.0	38.3	36.3	38.0	43.8	28.0	32.5	30.8	32.2	38.8	23.0	26.7	25.3	26.4	33.8
5/3/2005	2	2,685	25.0	27.0	25.0	24.3	30.4	20.0	21.6	20.0	18.9	25.4	15.0	16.2	15.0	13.5	20.4	8.0	20%	0	0	0	0	0	31.0	35.3	33.3	33.9	40.5	26.0	29.6	28.0	28.2	35.5	21.0	23.9	22.6	22.5	30.5
5/4/2005	3	1,767	18.0	19.4	18.0	16.7	21.9	13.0	14.0	13.0	11.3	16.9	8.0	8.6	8.0	5.9	11.9	8.0	19%	0	0	0	0	0	27.0	27.0	25.0	24.3	30.4	20.0	21.6	20.0	18.9	25.4	15.0	16.2	15.0	13.5	20.4
5/5/2005	4	1,406	7.0	7.7	7.2	5.3	7.0	2.0	2.2	2.1	0.0	2.0	0.0	0.0	0.0	0.0	0.0	10.0	29%	0	0	0	0	0	21.0	19.4	18.0	16.7	21.9	13.0	14.0	13.0	11.3	16.9	8.0	8.6	8.0	5.9	11.9
5/6/2005	5	1,099	10.0	10.7	9.9	8.1	10.0	5.0	5.4	5.0	2.8	5.0	0.0	0.0	0.0	0.0	0.0	7.0	22%	1	0	0	0	0	13.0	7.7	7.2	5.3	7.0	2.0	2.2	2.1	0.0	2.0	0.0	0.0	0.0	0.0	0.0
5/7/2005	6	1,209	4.0	4.6	4.4	3.1	4.0	0.0	0.0	0.0	0.0	0.0	0.0	0.0	0.0	0.0	0.0	16.0	54%	0	1	0	0	0	13.0	10.7	9.9	8.1	10.0	5.0	5.4	5.0	2.8	5.0	0.0	0.0	0.0	0.0	0.0
5/8/2005	7	1,035	0.0	0.0	0.0	0.0	0.0	0.0	0.0	0.0	0.0	0.0	0.0	0.0	0.0	0.0	0.0	12.0	31%	0	0	1	0	0	8.0	4.6	4.4	3.1	4.0	0.0	0.0	0.0	0.0	0.0	0.0	0.0	0.0	0.0	0.0
5/9/2005	1	1,129	3.0	3.2	3.0	2.8	3.0	0.0	0.0	0.0	0.0	0.0	0.0	0.0	0.0	0.0	0.0	7.0	89%	0	0	0	0	0	1.0	0.0	0.0	0.0	0.0	0.0	0.0	0.0	0.0	0.0	0.0	0.0	0.0	0.0	0.0
5/10/2005	2	2,436	16.0	17.6	16.4	17.6	20.2	11.0	12.1	11.3	12.1	15.2	6.0	6.6	6.2	6.6	10.2	10.0	100%	0	0	0	0	0	8.0	3.2	3.0	2.8	3.0	0.0	0.0	0.0	0.0	0.0	0.0	0.0	0.0	0.0	0.0
5/11/2005	3	3,251	24.0	27.4	25.8	25.7	31.6	19.0	21.7	20.4	20.0	26.6	14.0	16.0	15.1	14.3	21.6	14.0	51%	0	0	0	0	0	17.0	17.6	16.4	17.6	20.2	11.0	12.1	11.3	12.1	15.2	6.0	6.6	6.2	6.6	10.2
5/12/2005	4	3,257	25.0	29.0	27.5	27.8	33.5	20.0	23.2	22.0	22.0	28.5	15.0	17.4	16.5	16.2	23.5	16.0	65%	0	0	0	0	0	26.0	27.4	25.8	25.7	31.6	19.0	21.7	20.4	20.0	26.6	14.0	16.0	15.1	14.3	21.6
5/13/2005	5	2,237	24.0	25.4	23.7	25.4	28.1	19.0	20.1	18.8	20.1	23.1	14.0	14.8	13.8	14.8	18.1	6.0	100%	1	0	0	0	0	25.0	29.0	27.5	27.8	33.5	20.0	23.2	22.0	22.0	28.5	15.0	17.4	16.5	16.2	23.5
5/14/2005	6	2,489	22.0	24.9	23.4	24.9	28.7	17.0	19.2	18.1	19.2	23.7	12.0	13.6	12.8	13.6	18.7	13.0	100%	0	1	0	0	0	27.0	25.4	23.7	25.4	28.1	19.0	20.1	18.8	20.1	23.1	14.0	14.8	13.8	14.8	18.1
5/15/2005	7	1,980	22.0	23.8	22.0	22.7	26.8	17.0	18.4	17.0	17.3	21.8	12.0	13.0	12.0	11.9	16.8	8.0	69%	0	0	1	0	0	22.0	24.9	23.4	24.9	28.7	17.0	19.2	18.1	19.2	23.7	12.0	13.6	12.8	13.6	18.7
5/16/2005	1	1,341	15.0	16.5	15.4	14.1	15.0	10.0	11.0	10.3	8.6	10.0	5.0	5.5	5.1	3.1	5.0	10.0	27%	0	0	0	0	0	27.0	23.8	22.0	22.7	26.8	17.0	18.4	17.0	17.3	21.8	12.0	13.0	12.0	11.9	16.8
5/17/2005	2	1,036	8.0	9.3	8.8	7.2	8.0	3.0	3.5	3.3	1.4	3.0	0.0	0.0	0.0	0.0	0.0	16.0	38%	0	0	0	0	0	21.0	16.5	15.4	14.1	15.0	10.0	11.0	10.3	8.6	10.0	5.0	5.5	5.1	3.1	5.0
5/18/2005	3	1,667	10.0	11.5	10.9	11.3	10.0	5.0	5.8	5.4	5.6	5.0	0.0	0.0	0.0	0.0	0.0	15.0	94%	0	0	0	0	0	13.0	9.3	8.8	7.2	8.0	3.0	3.5	3.3	1.4	3.0	0.0	0.0	0.0	0.0	0.0
5/19/2005	4	1,831	6.0	6.4	6.0	6.0	6.0	1.0	1.1	1.0	0.6	1.0	0.0	0.0	0.0	0.0	0.0	7.0	86%	0	0	0	0	0	11.0	11.5	10.9	11.3	10.0	5.0	5.8	5.4	5.6	5.0	0.0	0.0	0.0	0.0	0.0
5/20/2005	5	1,501	2.0	2.2	2.0	0.7	2.0	0.0	0.0	0.0	0.0	0.0	0.0	0.0	0.0	0.0	0.0	9.0	57%	1	0	0	0	0	10.0	6.4	6.0	6.0	6.0	1.0	1.1	1.0	0.6	1.0	0.0	0.0	0.0	0.0	0.0
5/21/2005	6	1,545	1.0	1.1	1.0	0.0	1.0	0.0	0.0	0.0	0.0	0.0	0.0	0.0	0.0	0.0	0.0	11.0	62%	0	1	0	0	0	4.0	2.2	2.0	0.7	2.0	0.0	0.0	0.0	0.0	0.0	0.0	0.0	0.0	0.0	0.0
5/22/2005	7	1,161	7.0	8.5	8.1	7.8	7.0	2.0	2.4	2.3	1.7	2.0	0.0	0.0	0.0	0.0	0.0	21.0	79%	0	0	1	0	0	7.0	1.1	1.0	0.0	1.0	0.0	0.0	0.0	0.0	0.0	0.0	0.0	0.0	0.0	0.0
5/23/2005	1	745	5.0	5.3	4.9	3.1	5.0	0.0	0.0	0.0	0.0	0.0	0.0	0.0	0.0	0.0	0.0	6.0	34%	0	0	0	0	0	7.0	8.5	8.1	7.8	7.0	2.0	2.4	2.3	1.7	2.0	0.0	0.0	0.0	0.0	0.0
5/24/2005	2	924	6.0	6.2	5.9	4.6	6.0	1.0	1.0	1.0	0.0	1.0	0.0	0.0	0.0	0.0	0.0	4.0	51%	0	0	0	0	0	8.0	5.3	4.9	3.1	5.0	0.0	0.0	0.0	0.0	0.0	0.0	0.0	0.0	0.0	0.0
5/25/2005	3	1,539	11.0	11.8	10.9	11.7	11.0	6.0	6.4	6.0	6.4	6.0	1.0	1.1	1.0	1.0	1.0	7.0	99%	0	0	0	0	0	5.0	6.2	5.9	4.6	6.0	1.0	1.0	1.0	0.0	1.0	0.0	0.0	0.0	0.0	0.0
5/26/2005	4	1,641	14.0	16.0	15.1	15.2	14.0	9.0	10.3	9.7	9.5	9.0	4.0	4.6	4.3	3.8	4.0	14.0	77%	0	0	0	0	0	10.0	11.8	10.9	11.7	11.0	6.0	6.4	6.0	6.4	6.0	1.0	1.1	1.0	1.0	1.0
5/27/2005	5	1,661	16.0	17.4	16.2	17.4	19.8	11.0	12.0	11.1	12.0	14.8	6.0	6.5	6.1	6.5	9.8	9.0	99%	1	0	0	0	0	13.0	16.0	15.1	15.2	14.0	9.0	10.3	9.7	9.5	9.0	4.0	4.6	4.3	3.8	4.0
5/28/2005	6	1,293	15.0	15.8	14.7	15.4	15.0	10.0	10.5	9.8	10.1	10.0	5.0	5.3	4.9	4.9	5.0	5.0	88%	0	1	0	0	0	16.0	17.4	16.2	17.4	19.8	11.0	12.0	11.1	12.0	14.8	6.0	6.5	6.1	6.5	9.8
5/29/2005	7	808	10.0	10.6	9.9	9.5	10.0	5.0	5.3	4.9	4.2	5.0	0.0	0.0	0.0	0.0	0.0	6.0	66%	0	1	0	0	0	15.0	15.8	14.7	15.4	15.0	10.0	10.5	9.8	10.1	10.0	5.0	5.3	4.9	4.9	5.0
5/30/2005	1	776	3.0	3.2	3.0	1.5	3.0	0.0	0.0	0.0	0.0	0.0	0.0	0.0	0.0	0.0	0.0	6.0	51%	0	0	1	0	0	12.0	10.6	9.9	9.5	10.0	5.0	5.3	4.9	4.2	5.0	0.0	0.0	0.0	0.0	0.0
5/31/2005	2	904	3.0	3.2	3.0	0.9	3.0	0.0	0.0	0.0	0.0	0.0	0.0	0.0	0.0	0.0	0.0	7.0	31%	0	0	0	0	0	4.0	3.2	3.0	1.5	3.0	0.0	0.0	0.0	0.0	0.0	0.0	0.0	0.0	0.0	0.0
6/1/2005	3	1,147	0.0	0.0	0.0	0.0	0.0	0.0	0.0	0.0	0.0	0.0	0.0	0.0	0.0	0.0	0.0	13.0	49%	0	0	0	0	0	5.0	3.2	3.0	0.9	3.0	0.0	0.0	0.0	0.0	0.0	0.0	0.0	0.0	0.0	0.0
6/2/2005	4	798	0.0	0.0	0.0	0.0	0.0	0.0	0.0	0.0	0.0	0.0	0.0	0.0	0.0	0.0	0.0	11.0	32%	0	0	0	0	0	5.0	0.0	0.0	0.0	0.0	0.0	0.0	0.0	0.0	0.0	0.0	0.0	0.0	0.0	0.0
6/3/2005	5	781	0.0	0.0	0.0	0.0	0.0	0.0	0.0	0.0	0.0	0.0	0.0	0.0	0.0	0.0	0.0	9.0	32%	1	0	0	0	0	0.0	0.0	0.0	0.0	0.0	0.0	0.0	0.0	0.0	0.0	0.0	0.0	0.0	0.0	0.0
6/4/2005	6	910	1.0	1.1	1.0	0.9	1.0	0.0	0.0	0.0	0.0	0.0	0.0	0.0	0.0	0.0	0.0	7.0	94%	0	1	0	0	0	0.0	0.0	0.0	0.0	0.0	0.0	0.0	0.0	0.0	0.0	0.0	0.0	0.0	0.0	0.0
6/5/2005	7	866	5.0	5.5	5.1	5.5	5.0	0.0	0.0	0.0	0.0	0.0	0.0	0.0	0.0	0.0	0.0	10.0	100%	0	0	1	0	0	2.0	1.1	1.0	0.9	1.0	0.0	0.0	0.0	0.0	0.0	0.0	0.0	0.0	0.0	0.0
6/6/2005	1	912	5.0	5.6	5.2	4.2	5.0	0.0	0.0	0.0	0.0	0.0	0.0	0.0	0.0	0.0	0.0	11.0	58%	0	0	0	0	0	4.0	5.5	5.1	5.5	5.0	0.0	0.0	0.0	0.0	0.0	0.0	0.0	0.0	0.0	0.0
6/7/2005	2	1,891	5.0	5.5	5.1	4.8	5.0	0.0	0.0	0.0	0.0	0.0	0.0	0.0	0.0	0.0	0.0	10.0	79%	0	0	0	0	0	9.0	5.6	5.2	4.2	5.0	0.0	0.0	0.0	0.0	0.0	0.0	0.0	0.0	0.0	0.0
6/8/2005	3	1,544	1.0	1.1	1.1	0.0	1.0	0.0	0.0	0.0	0.0	0.0	0.0	0.0	0.0	0.0	0.0	14.0	66%	0	0	0	0	0	10.0	5.5	5.1	4.8	5.0	0.0	0.0	0.0	0.0	0.0	0.0	0.0	0.0	0.0	0.0
6/9/2005	4	1,362	2.0	2.2	2.0	0.5	2.0	0.0	0.0	0.0	0.0	0.0	0.0	0.0	0.0	0.0	0.0	9.0	51%	0	0	0	0	0	9.0	1.1	1.1	0.0	1.0	0.0	0.0	0.0	0.0	0.0	0.0	0.0	0.0	0.0	0.0
6/10/2005	5	1,408	1.0	1.1	1.0	0.4	1.0	0.0	0.0	0.0	0.0	0.0	0.0	0.0	0.0	0.0	0.0	5.0	79%	1	0	0	0	0	4.0	2.2	2.0	0.5	2.0	0.0	0.0	0.0	0.0	0.0	0.0	0.0	0.0	0.0	0.0
6/11/2005	6	901	2.0	2.1	2.0	1.2	2.0	0.0	0.0	0.0	0.0	0.0	0.0	0.0	0.0	0.0	0.0	7.0	72%	0	1	0	0	0	9.0	1.1	1.0	0.4	1.0	0.0	0.0	0.0	0.0	0.0	0.0	0.0	0.0	0.0	0.0
6/12/2005	7	1,174	0.0	0.0	0.0	0.0	0.0	0.0	0.0	0.0	0.0	0.0	0.0	0.0	0.0	0.0	0.0	12.0	70%	0	0	1	0	0	2.0	2.1	2.0	1.2	2.0	0.0	0.0	0.0	0.0	0.0	0.0	0.0	0.0	0.0	0.0
6/13/2005	1	1,073	6.0	6.4	5.9	5.5	6.0	1.0	1.1	1.0	0.2	1.0	0.0	0.0	0.0	0.0	0.0	6.0	74%	0	0	0	0	0	2.0	0.0	0.0	0.0	0.0	0.0	0.0	0.0	0.0	0.0	0.0	0.0	0.0	0.0	0.0
6/14/2005	2	1,491	6.0	6.5	6.0	5.9	6.0	1.0	1.1	1.0	0.5	1.0	0.0	0.0	0.0	0.0	0.0	8.0	84%	0	0	0	0	0	8.0	6.4	5.9	5.5	6.0	1.0	1.1	1.0	0.2	1.0	0.0	0.0	0.0	0.0	0.0
6/15/2005	3	1,010	4.0	4.3	4.0	2.3	4.0	0.0	0.0	0.0	0.0	0.0	0.0	0.0	0.0	0.0	0.0	7.0	41%	0	0	0	0	0	7.0	6.5	6.0	5.9	6.0	1.0	1.1	1.0	0.5	1.0	0.0	0.0	0.0	0.0	0.0
6/16/2005	4	731	5.0	5.1	4.8	2.4	5.0	0.0	0.0	0.0	0.0	0.0	0.0	0.0	0.0	0.0	0.0	2.0	20%	0	0	0	0	0	5.0	4.3	4.0	2.3	4.0	0.0	0.0	0.0	0.0	0.0	0.0	0.0	0.0	0.0	0.0
6/17/2005	5	780	1.0	1.1	1.0	0.0	1.0	0.0	0.0	0.0	0.0	0.0	0.0	0.0	0.0	0.0	0.0	5.0	20%	1	0	0	0	0	7.0	5.1	4.8	2.4	5.0	0.0	0.0	0.0	0.0	0.0	0.0	0.0	0.0	0.0	0.0
6/18/2005	6	721	0.0	0.0	0.0	0.0	0.0	0.0	0.0	0.0	0.0	0.0	0.0	0.0	0.0	0.0	0.0	13.0	20%	0	1	0	0	0	5.0	1.1	1.0	0.0	1.0	0.0	0.0	0.0	0.0	0.0	0.0	0.0	0.0	0.0	0.0
6/19/2005	7	692	0.0	0.0	0.0	0.0	0.0	0.0	0.0	0.0	0.0	0.0	0.0	0.0	0.0	0.0	0.0	12.0	33%	0	0	1	0	0	0.0	0.0	0.0	0.0	0.0	0.0	0.0	0.0	0.0	0.0	0.0	0.0	0.0	0.0	0.0
6/20/2005	1	846	0.0	0.0	0.0	0.0	0.0	0.0	0.0	0.0	0.0	0.0	0.0	0.0	0.0	0.0	0.0	3.0	39%	0	0	0	0	0	0.0	0.0	0.0	0.0	0.0	0.0	0.0	0.0	0.0	0.0	0.0	0.0	0.0	0.0	0.0
6/21/2005	2	784	0.0	0.0	0.0	0.0	0.0	0.0	0.0	0.0	0.0	0.0	0.0	0.0	0.0	0.0	0.0	3.0	19%	0	0	0	0	0	0.0	0.0	0.0	0.0	0.0	0.0	0.0	0.0	0.0	0.0	0.0	0.0	0.0	0.0	0.0
6/22/2005	3	703	0.0	0.0	0.0	0.0	0.0	0.0	0.0	0.0	0.0	0.0	0.0	0.0	0.0	0.0	0.0	10.0	24%	0	0	0	0	0	2.0	0.0	0.0	0.0	0.0	0.0	0.0	0.0	0.0	0.0	0.0	0.0	0.0	0.0	0.0
6/23/2005	4	762	0.0	0.0	0.0	0.0	0.0	0.0	0.0	0.0	0.0	0.0	0.0	0.0	0.0	0.0	0.0	12.0	25%	0	0	0	0	0	0.0	0.0	0.0	0.0	0.0	0.0	0.0	0.0	0.0	0.0	0.0	0.0	0.0	0.0	0.0
6/24/2005	5	871	0.0	0.0	0.0	0.0	0.0	0.0	0.0	0.0	0.0	0.0	0.0	0.0	0.0	0.0	0.0	11.0	19%	1	0	0	0	0	0.0	0.0	0.0	0.0	0.0	0.0	0.0	0.0	0.0	0.0	0.0	0.0	0.0	0.0	0.0
6/25/2005	6	874	2.0	2.1	2.0	0.0	2.0	0.0	0.0	0.0	0.0	0.0	0.0	0.0	0.0	0.0	0.0	5.0	19%	0	1	0	0	0	0.0	0.0	0.0	0.0	0.0	0.0	0.0	0.0	0.0	0.0	0.0	0.0	0.0	0.0	0.0
6/26/2005	7	1,277	0.0	0.0	0.0	0.0	0.0	0.0	0.0	0.0	0.0	0.0	0.0	0.0	0.0	0.0	0.0	10.0	37%	0	0	1	0	0	8.0	2.1	2.0	0.0	2.0	0.0	0.0	0.0	0.0	0.0	0.0	0.0	0.0	0.0	0.0
6/27/2005	1	1,236	0.0	0.0	0.0	0.0	0.0	0.0	0.0	0.0	0.0	0.0	0.0	0.0	0.0	0.0	0.0	10.0	50%	0	0	0	0	0	0.0	0.0	0.0	0.0	0.0	0.0	0.0	0.0	0.0	0.0	0.0	0.0	0.0	0.0	0.0
6/28/2005	2	1,397	0.0	0.0	0.0	0.0	0.0	0.0	0.0	0.0	0.0	0.0	0.0	0.0	0.0	0.0	0.0	6.0	70%	0	0	0	0	0	0.0	0.0	0.0	0.0	0.0	0.0	0.0	0.0	0.0	0.0	0.0	0.0	0.0	0.0	0.0
6/29/2005	3	1,485	1.0	1.1	1.1	0.8	1.0	0.0	0.0	0.0	0.0	0.0	0.0	0.0	0.0	0.0	0.0	14.0	89%	0	0	0	0	0	1.0	0.0	0.0	0.0	0.0	0.0	0.0	0.0	0.0	0.0	0.0	0.0	0.0	0.0	0.0
6/30/2005	4	1,058	5.0	5.8	5.5	5.8	5.0	0.0	0.0	0.0	0.0	0.0	0.0	0.0	0.0	0.0	0.0	16.0	100%	0	0	0	0	0	5.0	1.1	1.1	0.8	1.0	0.0	0.0	0.0	0.0	0.0	0.0	0.0	0.0	0.0	0.0
7/1/2005	5	846	4.0	4.3	4.0	2.0	4.0	0.0	0.0	0.0	0.0	0.0	0.0	0.0	0.0	0.0	0.0	7.0	31%	1	0	0	0	0	5.0	5.8	5.5	5.8	5.0	0.0	0.0	0.0	0.0	0.0	0.0	0.0	0.0	0.0	0.0
7/2/2005	6	700	0.0	0.0	0.0	0.0	0.0	0.0	0.0	0.0	0.0	0.0	0.0	0.0	0.0	0.0	0.0	13.0	32%	0	1	0	0	0	5.0	4.3	4.0	2.0	4.0	0.0	0.0	0.0	0.0	0.0	0.0	0.0	0.0	0.0	0.0
7/3/2005	7	739	0.0	0.0	0.0	0.0	0.0	0.0	0.0	0.0	0.0	0.0	0.0	0.0	0.0	0.0	0.0	11.0	42%	0	0	1	0	0	0.0	0.0	0.0	0.0	0.0	0.0	0.0	0.0	0.0	0.0	0.0	0.0	0.0	0.0	0.0
7/4/2005	1	956	3.0	3.3	3.1	2.4	3.0	0.0	0.0	0.0	0.0	0.0	0.0	0.0	0.0	0.0	0.0	10.0	74%	0	1	0	0	0	0.0	0.0	0.0	0.0	0.0	0.0	0.0	0.0	0.0	0.0	0.0	0.0	0.0	0.0	0.0
7/5/2005	2	971	1.0	1.1	1.0	0.4	1.0	0.0	0.0	0.0	0.0	0.0	0.0	0.0	0.0	0.0	0.0	6.0	79%	0	0	0	0	0	5.0	3.3	3.1	2.4	3.0	0.0	0.0	0.0	0.0	0.0	0.0	0.0	0.0	0.0	0.0
7/6/2005	3	827	0.0	0.0	0.0	0.0	0.0	0.0	0.0	0.0	0.0	0.0	0.0	0.0	0.0	0.0	0.0	9.0	43%	0	0	0	0	0	6.0	1.1	1.0	0.4	1.0	0.0	0.0	0.0	0.0	0.0	0.0	0.0	0.0	0.0	0.0
7/7/2005	4	1,048	0.0	0.0	0.0	0.0	0.0	0.0	0.0	0.0	0.0	0.0	0.0	0.0	0.0	0.0	0.0	10.0	19%	0	0	0	0	0	3.0	0.0	0.0	0.0	0.0	0.0	0.0	0.0	0.0	0.0	0.0	0.0	0.0	0.0	0.0
7/8/2005	5	673	0.0	0.0	0.0	0.0	0.0	0.0	0.0	0.0	0.0	0.0	0.0	0.0	0.0	0.0	0.0	6.0	36%	1	0	0	0	0	0.0	0.0	0.0	0.0	0.0	0.0	0.0	0.0	0.0	0.0	0.0	0.0	0.0	0.0	0.0
7/9/2005	6	700	0.0	0.0	0.0	0.0	0.0	0.0	0.0	0.0	0.0	0.0	0.0	0.0	0.0	0.0	0.0	11.0	20%	0	1	0	0	0	0.0	0.0	0.0	0.0	0.0	0.0	0.0	0.0	0.0	0.0	0.0	0.0	0.0	0.0	0.0
7/10/2005	7	557	0.0	0.0	0.0	0.0	0.0	0.0	0.0	0.0	0.0	0.0	0.0	0.0	0.0	0.0	0.0	14.0	20%	0	0	1	0	0	0.0	0.0	0.0	0.0	0.0	0.0	0.0	0.0	0.0	0.0	0.0	0.0	0.0	0.0	0.0
7/11/2005	1	708	0.0	0.0	0.0	0.0	0.0	0.0	0.0	0.0	0.0	0.0	0.0	0.0	0.0	0.0	0.0	12.0	24%	0	0	0	0	0	0.0	0.0	0.0	0.0	0.0	0.0	0.0	0.0	0.0	0.0	0.0	0.0	0.0	0.0	0.0
7/12/2005	2	928	0.0	0.0	0.0	0.0	0.0	0.0	0.0	0.0	0.0	0.0	0.0	0.0	0.0	0.0	0.0	6.0	23%	0	0	0	0	0	0.0	0.0	0.0	0.0	0.0	0.0	0.0	0.0	0.0	0.0	0.0	0.0	0.0	0.0	0.0
7/13/2005	3	878	0.0	0.0	0.0	0.0	0.0	0.0	0.0	0.0	0.0	0.0	0.0	0.0	0.0	0.0	0.0	3.0	20%	0	0	0	0	0	0.0	0.0	0.0	0.0	0.0	0.0	0.0	0.0	0.0	0.0	0.0	0.0	0.0	0.0	0.0
7/14/2005	4	890	0.0	0.0	0.0	0.0	0.0	0.0	0.0	0.0	0.0	0.0	0.0	0.0	0.0	0.0	0.0	6.0	27%	0	0	0	0	0	0.0	0.0	0.0	0.0	0.0	0.0	0.0	0.0	0.0	0.0	0.0	0.0	0.0	0.0	0.0
7/15/2005	5	637	0.0	0.0	0.0	0.0	0.0	0.0	0.0	0.0	0.0	0.0	0.0	0.0	0.0	0.0	0.0	6.0	40%	1	0	0	0	0	0.0	0.0	0.0	0.0	0.0	0.0	0.0	0.0	0.0	0.0	0.0	0.0	0.0	0.0	0.0
7/16/2005	6	571	0.0	0.0	0.0	0.0	0.0	0.0	0.0	0.0	0.0	0.0	0.0	0.0	0.0	0.0	0.0	8.0	23%	0	1	0	0	0	0.0	0.0	0.0	0.0	0.0	0.0	0.0	0.0	0.0	0.0	0.0	0.0	0.0	0.0	0.0
7/17/2005	7	586	0.0	0.0	0.0	0.0	0.0	0.0	0.0	0.0	0.0	0.0	0.0	0.0	0.0	0.0	0.0	16.0	32%	0	0	1	0	0	0.0	0.0	0.0	0.0	0.0	0.0	0.0	0.0	0.0	0.0	0.0	0.0	0.0	0.0	0.0
7/18/2005	1	726	3.0	3.4	3.2	3.0	3.0	0.0	0.0	0.0	0.0	0.0	0.0	0.0	0.0	0.0	0.0	14.0	88%	0	0	0	0	0	0.0	0.0	0.0	0.0	0.0	0.0	0.0	0.0	0.0	0.0	0.0	0.0	0.0	0.0	0.0
7/19/2005	2	2,195	0.0	0.0	0.0	0.0	0.0	0.0	0.0	0.0	0.0	0.0	0.0	0.0	0.0	0.0	0.0	12.0	22%	0	0	0	0	0	4.0	3.4	3.2	3.0	3.0	0.0	0.0	0.0	0.0	0.0	0.0	0.0	0.0	0.0	0.0
7/20/2005	3	793	0.0	0.0	0.0	0.0	0.0	0.0	0.0	0.0	0.0	0.0	0.0	0.0	0.0	0.0	0.0	9.0	29%	0	0	0	0	0	3.0	0.0	0.0	0.0	0.0	0.0	0.0	0.0	0.0	0.0	0.0	0.0	0.0	0.0	0.0
7/21/2005	4	1,234	0.0	0.0	0.0	0.0	0.0	0.0	0.0	0.0	0.0	0.0	0.0	0.0	0.0	0.0	0.0	5.0	27%	0	0	0	0	0	0.0	0.0	0.0	0.0	0.0	0.0	0.0	0.0	0.0	0.0	0.0	0.0	0.0	0.0	0.0
7/22/2005	5	635	0.0	0.0	0.0	0.0	0.0	0.0	0.0	0.0	0.0	0.0	0.0	0.0	0.0	0.0	0.0	8.0	29%	1	0	0	0	0	1.0	0.0	0.0	0.0	0.0	0.0	0.0	0.0	0.0	0.0	0.0	0.0	0.0	0.0	0.0
7/23/2005	6	598	0.0	0.0	0.0	0.0	0.0	0.0	0.0	0.0	0.0	0.0	0.0	0.0	0.0	0.0	0.0	10.0	51%	0	1	0	0	0	0.0	0.0	0.0	0.0	0.0	0.0	0.0	0.0	0.0	0.0	0.0	0.0	0.0	0.0	0.0
7/24/2005	7	615	0.0	0.0	0.0	0.0	0.0	0.0	0.0	0.0	0.0	0.0	0.0	0.0	0.0	0.0	0.0	8.0	31%	0	0	1	0	0	0.0	0.0	0.0	0.0	0.0	0.0	0.0	0.0	0.0	0.0	0.0	0.0	0.0	0.0	0.0
7/25/2005	1	738	1.0	1.1	1.0	0.0	1.0	0.0	0.0	0.0	0.0	0.0	0.0	0.0	0.0	0.0	0.0	7.0	60%	0	0	0	0	0	0.0	0.0	0.0	0.0	0.0	0.0	0.0	0.0	0.0	0.0	0.0	0.0	0.0	0.0	0.0
7/26/2005	2	883	9.0	9.9	9.2	8.3	9.0	4.0	4.4	4.1	2.8	4.0	0.0	0.0	0.0	0.0	0.0	10.0	52%	0	0	0	0	0	4.0	1.1	1.0	0.0	1.0	0.0	0.0	0.0	0.0	0.0	0.0	0.0	0.0	0.0	0.0
7/27/2005	3	896	4.0	4.4	4.1	2.3	4.0	0.0	0.0	0.0	0.0	0.0	0.0	0.0	0.0	0.0	0.0	9.0	38%	0	0	0	0	0	8.0	9.9	9.2	8.3	9.0	4.0	4.4	4.1	2.8	4.0	0.0	0.0	0.0	0.0	0.0
7/28/2005	4	730	6.0	6.4	5.9	4.5	6.0	1.0	1.1	1.0	0.0	1.0	0.0	0.0	0.0	0.0	0.0	6.0	43%	0	0	0	0	0	7.0	4.4	4.1	2.3	4.0	0.0	0.0	0.0	0.0	0.0	0.0	0.0	0.0	0.0	0.0
7/29/2005	5	726	6.0	6.4	6.0	3.9	6.0	1.0	1.1	1.0	0.0	1.0	0.0	0.0	0.0	0.0	0.0	7.0	25%	1	0	0	0	0	8.0	6.4	5.9	4.5	6.0	1.0	1.1	1.0	0.0	1.0	0.0	0.0	0.0	0.0	0.0
7/30/2005	6	844	0.0	0.0	0.0	0.0	0.0	0.0	0.0	0.0	0.0	0.0	0.0	0.0	0.0	0.0	0.0	10.0	46%	0	1	0	0	0	11.0	6.4	6.0	3.9	6.0	1.0	1.1	1.0	0.0	1.0	0.0	0.0	0.0	0.0	0.0
7/31/2005	7	1,309	0.0	0.0	0.0	0.0	0.0	0.0	0.0	0.0	0.0	0.0	0.0	0.0	0.0	0.0	0.0	7.0	43%	0	0	1	0	0	0.0	0.0	0.0	0.0	0.0	0.0	0.0	0.0	0.0	0.0	0.0	0.0	0.0	0.0	0.0
8/1/2005	1	643	0.0	0.0	0.0	0.0	0.0	0.0	0.0	0.0	0.0	0.0	0.0	0.0	0.0	0.0	0.0	3.0	38%	0	0	0	0	0	0.0	0.0	0.0	0.0	0.0	0.0	0.0	0.0	0.0	0.0	0.0	0.0	0.0	0.0	0.0
8/2/2005	2	1,074	0.0	0.0	0.0	0.0	0.0	0.0	0.0	0.0	0.0	0.0	0.0	0.0	0.0	0.0	0.0	6.0	24%	0	0	0	0	0	0.0	0.0	0.0	0.0	0.0	0.0	0.0	0.0	0.0	0.0	0.0	0.0	0.0	0.0	0.0
8/3/2005	3	1,063	0.0	0.0	0.0	0.0	0.0	0.0	0.0	0.0	0.0	0.0	0.0	0.0	0.0	0.0	0.0	8.0	61%	0	0	0	0	0	0.0	0.0	0.0	0.0	0.0	0.0	0.0	0.0	0.0	0.0	0.0	0.0	0.0	0.0	0.0
8/4/2005	4	989	0.0	0.0	0.0	0.0	0.0	0.0	0.0	0.0	0.0	0.0	0.0	0.0	0.0	0.0	0.0	15.0	19%	0	0	0	0	0	0.0	0.0	0.0	0.0	0.0	0.0	0.0	0.0	0.0	0.0	0.0	0.0	0.0	0.0	0.0
8/5/2005	5	709	0.0	0.0	0.0	0.0	0.0	0.0	0.0	0.0	0.0	0.0	0.0	0.0	0.0	0.0	0.0	8.0	20%	1	0	0	0	0	1.0	0.0	0.0	0.0	0.0	0.0	0.0	0.0	0.0	0.0	0.0	0.0	0.0	0.0	0.0
8/6/2005	6	627	0.0	0.0	0.0	0.0	0.0	0.0	0.0	0.0	0.0	0.0	0.0	0.0	0.0	0.0	0.0	12.0	20%	0	1	0	0	0	2.0	0.0	0.0	0.0	0.0	0.0	0.0	0.0	0.0	0.0	0.0	0.0	0.0	0.0	0.0
8/7/2005	7	1,109	0.0	0.0	0.0	0.0	0.0	0.0	0.0	0.0	0.0	0.0	0.0	0.0	0.0	0.0	0.0	7.0	20%	0	0	1	0	0	0.0	0.0	0.0	0.0	0.0	0.0	0.0	0.0	0.0	0.0	0.0	0.0	0.0	0.0	0.0
8/8/2005	1	1,125	0.0	0.0	0.0	0.0	0.0	0.0	0.0	0.0	0.0	0.0	0.0	0.0	0.0	0.0	0.0	10.0	20%	0	0	0	0	0	0.0	0.0	0.0	0.0	0.0	0.0	0.0	0.0	0.0	0.0	0.0	0.0	0.0	0.0	0.0
8/9/2005	2	1,168	0.0	0.0	0.0	0.0	0.0	0.0	0.0	0.0	0.0	0.0	0.0	0.0	0.0	0.0	0.0	8.0	35%	0	0	0	0	0	0.0	0.0	0.0	0.0	0.0	0.0	0.0	0.0	0.0	0.0	0.0	0.0	0.0	0.0	0.0
8/10/2005	3	1,245	4.0	4.2	3.9	1.5	4.0	0.0	0.0	0.0	0.0	0.0	0.0	0.0	0.0	0.0	0.0	4.0	19%	0	0	0	0	0	0.0	0.0	0.0	0.0	0.0	0.0	0.0	0.0	0.0	0.0	0.0	0.0	0.0	0.0	0.0
8/11/2005	4	1,319	5.0	5.3	4.9	3.8	5.0	0.0	0.0	0.0	0.0	0.0	0.0	0.0	0.0	0.0	0.0	6.0	54%	0	0	0	0	0	7.0	4.2	3.9	1.5	4.0	0.0	0.0	0.0	0.0	0.0	0.0	0.0	0.0	0.0	0.0
8/12/2005	5	1,264	1.0	1.1	1.0	0.0	1.0	0.0	0.0	0.0	0.0	0.0	0.0	0.0	0.0	0.0	0.0	11.0	25%	1	0	0	0	0	9.0	5.3	4.9	3.8	5.0	0.0	0.0	0.0	0.0	0.0	0.0	0.0	0.0	0.0	0.0
8/13/2005	6	1,373	5.0	5.5	5.1	3.8	5.0	0.0	0.0	0.0	0.0	0.0	0.0	0.0	0.0	0.0	0.0	9.0	51%	0	1	0	0	0	3.0	1.1	1.0	0.0	1.0	0.0	0.0	0.0	0.0	0.0	0.0	0.0	0.0	0.0	0.0
8/14/2005	7	1,223	5.0	5.5	5.1	3.0	5.0	0.0	0.0	0.0	0.0	0.0	0.0	0.0	0.0	0.0	0.0	9.0	26%	0	0	1	0	0	11.0	5.5	5.1	3.8	5.0	0.0	0.0	0.0	0.0	0.0	0.0	0.0	0.0	0.0	0.0
8/15/2005	1	931	0.0	0.0	0.0	0.0	0.0	0.0	0.0	0.0	0.0	0.0	0.0	0.0	0.0	0.0	0.0	10.0	25%	0	0	0	0	0	9.0	5.5	5.1	3.0	5.0	0.0	0.0	0.0	0.0	0.0	0.0	0.0	0.0	0.0	0.0
8/16/2005	2	1,341	1.0	1.1	1.0	0.0	1.0	0.0	0.0	0.0	0.0	0.0	0.0	0.0	0.0	0.0	0.0	5.0	24%	0	0	0	0	0	3.0	0.0	0.0	0.0	0.0	0.0	0.0	0.0	0.0	0.0	0.0	0.0	0.0	0.0	0.0
8/17/2005	3	1,163	0.0	0.0	0.0	0.0	0.0	0.0	0.0	0.0	0.0	0.0	0.0	0.0	0.0	0.0	0.0	10.0	54%	0	0	0	0	0	4.0	1.1	1.0	0.0	1.0	0.0	0.0	0.0	0.0	0.0	0.0	0.0	0.0	0.0	0.0
8/18/2005	4	936	0.0	0.0	0.0	0.0	0.0	0.0	0.0	0.0	0.0	0.0	0.0	0.0	0.0	0.0	0.0	7.0	74%	0	0	0	0	0	11.0	0.0	0.0	0.0	0.0	0.0	0.0	0.0	0.0	0.0	0.0	0.0	0.0	0.0	0.0
8/19/2005	5	1,114	0.0	0.0	0.0	0.0	0.0	0.0	0.0	0.0	0.0	0.0	0.0	0.0	0.0	0.0	0.0	8.0	56%	1	0	0	0	0	0.0	0.0	0.0	0.0	0.0	0.0	0.0	0.0	0.0	0.0	0.0	0.0	0.0	0.0	0.0
8/20/2005	6	1,359	3.0	3.3	3.1	1.4	3.0	0.0	0.0	0.0	0.0	0.0	0.0	0.0	0.0	0.0	0.0	11.0	41%	0	1	0	0	0	5.0	0.0	0.0	0.0	0.0	0.0	0.0	0.0	0.0	0.0	0.0	0.0	0.0	0.0	0.0
8/21/2005	7	1,678	10.0	10.9	10.1	10.0	10.0	5.0	5.5	5.1	4.5	5.0	0.0	0.0	0.0	0.0	0.0	9.0	72%	0	0	1	0	0	6.0	3.3	3.1	1.4	3.0	0.0	0.0	0.0	0.0	0.0	0.0	0.0	0.0	0.0	0.0
8/22/2005	1	1,558	10.0	10.4	9.8	7.8	10.0	5.0	5.2	4.9	2.6	5.0	0.0	0.0	0.0	0.0	0.0	4.0	22%	0	0	0	0	0	13.0	10.9	10.1	10.0	10.0	5.0	5.5	5.1	4.5	5.0	0.0	0.0	0.0	0.0	0.0
8/23/2005	2	1,246	6.0	6.5	6.1	3.9	6.0	1.0	1.1	1.0	0.0	1.0	0.0	0.0	0.0	0.0	0.0	9.0	20%	0	0	0	0	0	12.0	10.4	9.8	7.8	10.0	5.0	5.2	4.9	2.6	5.0	0.0	0.0	0.0	0.0	0.0
8/24/2005	3	1,293	0.0	0.0	0.0	0.0	0.0	0.0	0.0	0.0	0.0	0.0	0.0	0.0	0.0	0.0	0.0	14.0	45%	0	0	0	0	0	10.0	6.5	6.1	3.9	6.0	1.0	1.1	1.0	0.0	1.0	0.0	0.0	0.0	0.0	0.0
8/25/2005	4	1,317	0.0	0.0	0.0	0.0	0.0	0.0	0.0	0.0	0.0	0.0	0.0	0.0	0.0	0.0	0.0	8.0	94%	0	0	0	0	0	4.0	0.0	0.0	0.0	0.0	0.0	0.0	0.0	0.0	0.0	0.0	0.0	0.0	0.0	0.0
8/26/2005	5	1,279	0.0	0.0	0.0	0.0	0.0	0.0	0.0	0.0	0.0	0.0	0.0	0.0	0.0	0.0	0.0	9.0	45%	1	0	0	0	0	0.0	0.0	0.0	0.0	0.0	0.0	0.0	0.0	0.0	0.0	0.0	0.0	0.0	0.0	0.0
8/27/2005	6	932	3.0	3.3	3.1	2.1	3.0	0.0	0.0	0.0	0.0	0.0	0.0	0.0	0.0	0.0	0.0	10.0	63%	0	1	0	0	0	2.0	0.0	0.0	0.0	0.0	0.0	0.0	0.0	0.0	0.0	0.0	0.0	0.0	0.0	0.0
8/28/2005	7	796	3.0	3.3	3.0	2.1	3.0	0.0	0.0	0.0	0.0	0.0	0.0	0.0	0.0	0.0	0.0	9.0	66%	0	0	1	0	0	7.0	3.3	3.1	2.1	3.0	0.0	0.0	0.0	0.0	0.0	0.0	0.0	0.0	0.0	0.0
8/29/2005	1	764	4.0	4.3	4.0	2.1	4.0	0.0	0.0	0.0	0.0	0.0	0.0	0.0	0.0	0.0	0.0	7.0	35%	0	0	0	0	0	5.0	3.3	3.0	2.1	3.0	0.0	0.0	0.0	0.0	0.0	0.0	0.0	0.0	0.0	0.0

8/30/2005	2	902	1.0	1.1	1.0	0.0	1.0	0.0	0.0	0.0	0.0	0.0	0.0	0.0	0.0	0.0
8/31/2005	3	896	2.0	2.2	2.1	0.5	2.0	0.0	0.0	0.0	0.0	0.0	0.0	0.0	0.0	0.0
9/1/2005	4	913	5.0	5.9	5.6	5.1	5.0	0.0	0.0	0.0	0.0	0.0	0.0	0.0	0.0	0.0
9/2/2005	5	963	7.0	7.6	7.0	5.8	7.0	2.0	2.2	2.0	0.4	2.0	0.0	0.0	0.0	0.0
9/3/2005	6	870	10.0	10.8	10.0	8.7	10.0	5.0	5.4	5.0	3.3	5.0	0.0	0.0	0.0	0.0
9/4/2005	7	682	0.0	0.0	0.0	0.0	0.0	0.0	0.0	0.0	0.0	0.0	0.0	0.0	0.0	0.0
9/5/2005	1	718	0.0	0.0	0.0	0.0	0.0	0.0	0.0	0.0	0.0	0.0	0.0	0.0	0.0	0.0
9/6/2005	2	980	2.0	2.2	2.1	0.0	2.0	0.0	0.0	0.0	0.0	0.0	0.0	0.0	0.0	0.0
9/7/2005	3	1,068	6.0	6.2	5.8	3.6	6.0	1.0	1.0	1.0	0.0	1.0	0.0	0.0	0.0	0.0

4/11/2006	2	2,018	5.0	5.6	5.2	4.6	5.0	0.0	0.0	0.0	0.0	0.0	0.0	0.0	0.0	0.0	0.0	11.0	70%	0	0	0	0	0	12.0	13.0	12.0	11.4	12.0	7.0	7.6	7.0	6.0	7.0	2.0	2.2	2.0	0.6	2.0
4/12/2006	3	2,680	13.0	14.4	13.5	11.9	13.0	8.0	8.9	8.3	6.4	8.0	3.0	3.3	3.1	0.8	3.0	11.0	25%	0	0	0	0	0	5.0	5.6	5.2	4.6	5.0	0.0	0.0	0.0	0.0	0.0	0.0	0.0	0.0	0.0	0.0
4/13/2006	4	2,074	13.0	13.9	12.9	12.5	13.0	8.0	8.6	8.0	7.1	8.0	3.0	3.2	3.0	1.8	3.0	7.0	57%	0	0	0	0	0	13.0	14.4	13.5	11.9	13.0	8.0	8.9	8.3	6.4	8.0	3.0	3.3	3.1	0.8	3.0
4/14/2006	5	1,557	11.0	12.1	11.3	9.7	11.0	6.0	6.6	6.2	4.2	6.0	1.0	1.1	1.0	0.0	1.0	10.0	28%	1	0	0	0	0	16.0	13.9	12.9	12.5	13.0	8.0	8.6	8.0	7.1	8.0	3.0	3.2	3.0	1.8	3.0
4/15/2006	6	1,372	3.0	3.3	3.1	1.6	3.0	0.0	0.0	0.0	0.0	0.0	0.0	0.0	0.0	0.0	0.0	11.0	49%	0	1	0	0	0	15.0	12.1	11.3	9.7	11.0	6.0	6.6	6.2	4.2	6.0	1.0	1.1	1.0	0.0	1.0
4/16/2006	7	1,397	6.0	6.5	6.1	5.0	6.0	1.0	1.1	1.0	0.0	1.0	0.0	0.0	0.0	0.0	0.0	9.0	54%	0	0	1	0	0	9.0	3.3	3.1	1.6	3.0	0.0	0.0	0.0	0.0	0.0	0.0	0.0	0.0	0.0	0.0
4/17/2006	1	1,675	10.0	11.4	10.8	8.9	10.0	5.0	5.7	5.4	3.2	5.0	0.0	0.0	0.0	0.0	0.0	14.0	26%	0	0	0	0	0	6.0	6.5	6.1	5.0	6.0	1.0	1.1	1.0	0.0	1.0	0.0	0.0	0.0	0.0	0.0
4/18/2006	2	1,697	10.0	11.5	10.9	9.7	10.0	5.0	5.8	5.4	4.0	5.0	0.0	0.0	0.0	0.0	0.0	15.0	46%	0	0	0	0	0	12.0	11.4	10.8	8.9	10.0	5.0	5.7	5.4	3.2	5.0	0.0	0.0	0.0	0.0	0.0
4/19/2006	3	2,232	15.0	17.0	15.9	15.5	15.0	10.0	11.3	10.6	9.8	10.0	5.0	5.7	5.3	4.2	5.0	13.0	55%	0	0	0	0	0	11.0	11.5	10.9	9.7	10.0	5.0	5.8	5.4	4.0	5.0	0.0	0.0	0.0	0.0	0.0
4/20/2006	4	2,183	19.0	20.5	19.0	19.3	23.1	14.0	15.1	14.0	13.9	18.1	9.0	9.7	9.0	8.5	13.1	8.0	63%	0	0	0	0	0	16.0	17.0	15.9	15.5	15.0	10.0	11.3	10.6	9.8	10.0	5.0	5.7	5.3	4.2	5.0
4/21/2006	5	2,133	19.0	20.1	18.8	19.2	22.1	14.0	14.8	13.8	13.9	17.1	9.0	9.5	8.9	8.6	12.1	6.0	71%	1	0	0	0	0	18.0	20.5	19.0	19.3	23.1	14.0	15.1	14.0	13.9	18.1	9.0	9.7	9.0	8.5	13.1
4/22/2006	6	1,572	16.0	17.0	15.8	15.1	18.5	11.0	11.7	10.9	9.8	13.5	6.0	6.4	5.9	4.5	8.5	6.0	44%	0	1	0	0	0	16.0	20.1	18.8	19.2	22.1	14.0	14.8	13.8	13.9	17.1	9.0	9.5	8.9	8.6	12.1
4/23/2006	7	1,529	10.0	10.4	9.8	7.8	10.0	5.0	5.2	4.9	2.6	5.0	0.0	0.0	0.0	0.0	0.0	4.0	23%	0	0	1	0	0	16.0	17.0	15.8	15.1	18.5	11.0	11.7	10.9	9.8	13.5	6.0	6.4	5.9	4.5	8.5
4/24/2006	1	3,064	24.0	27.6	26.1	26.2	31.9	19.0	21.9	20.7	20.5	26.9	14.0	16.1	15.2	14.7	21.9	15.0	58%	0	0	0	0	0	10.0	10.4	9.8	7.8	10.0	5.0	5.2	4.9	2.6	5.0	0.0	0.0	0.0	0.0	0.0
4/25/2006	2	2,871	21.0	22.7	21.0	20.0	25.5	16.0	17.3	16.0	14.6	20.5	11.0	11.9	11.0	9.2	15.5	8.0	21%	0	0	0	0	0	26.0	27.6	26.1	26.2	31.9	19.0	21.9	20.7	20.5	26.9	14.0	16.1	15.2	14.7	21.9
4/26/2006	3	2,302	11.0	12.2	11.4	9.5	11.0	6.0	6.7	6.2	4.0	6.0	1.0	1.1	1.0	0.0	1.0	11.0	20%	0	0	0	0	0	23.0	22.7	21.0	20.0	25.5	16.0	17.3	16.0	14.6	20.5	11.0	11.9	11.0	9.2	15.5
4/27/2006	4	2,063	13.0	13.9	12.9	11.4	13.0	8.0	8.6	8.0	6.0	8.0	3.0	3.2	3.0	0.7	3.0	7.0	24%	0	0	0	0	0	11.0	12.2	11.4	9.5	11.0	6.0	6.7	6.2	4.0	6.0	1.0	1.1	1.0	0.0	1.0
4/28/2006	5	2,666	18.0	20.3	19.1	19.5	23.7	13.0	14.7	13.8	13.9	18.7	8.0	9.0	8.5	8.2	13.7	13.0	76%	1	0	0	0	0	15.0	13.9	12.9	11.4	13.0	8.0	8.6	8.0	6.0	8.0	3.0	3.2	3.0	0.7	3.0
4/29/2006	6	2,197	17.0	19.0	17.9	19.0	22.1	12.0	13.4	12.6	13.4	17.1	7.0	7.8	7.4	7.8	12.1	12.0	98%	0	1	0	0	0	17.0	20.3	19.1	19.5	23.7	13.0	14.7	13.8	13.9	18.7	8.0	9.0	8.5	8.2	13.7
4/30/2006	7	2,267	17.0	19.2	18.1	19.2	22.4	12.0	13.6	12.8	13.6	17.4	7.0	7.9	7.4	7.9	12.4	13.0	100%	0	0	1	0	0	14.0	19.0	17.9	19.0	22.1	12.0	13.4	12.6	13.4	17.1	7.0	7.8	7.4	7.8	12.1
5/1/2006	1	1,944	13.0	14.2	13.2	14.1	13.0	8.0	8.7	8.1	8.7	8.0	3.0	3.3	3.0	3.2	3.0	9.0	99%	0	0	0	0	0	15.0	19.2	18.1	19.2	22.4	12.0	13.6	12.8	13.6	17.4	7.0	7.9	7.4	7.9	12.4
5/2/2006	2	1,632	8.0	8.6	8.0	7.7	8.0	3.0	3.2	3.0	2.3	3.0	0.0	0.0	0.0	0.0	0.0	8.0	72%	0	0	0	0	0	11.0	14.2	13.2	14.1	13.0	8.0	8.7	8.1	8.7	8.0	3.0	3.3	3.0	3.2	3.0
5/3/2006	3	2,774	18.0	20.5	19.4	19.4	23.9	13.0	14.8	14.0	13.7	18.9	8.0	9.1	8.6	8.0	13.9	14.0	67%	0	0	0	0	0	6.0	8.6	8.0	7.7	8.0	3.0	3.2	3.0	2.3	3.0	0.0	0.0	0.0	0.0	0.0
5/4/2006	4	3,032	24.0	27.8	26.4	27.7	32.2	19.0	22.0	20.9	21.9	27.2	14.0	16.2	15.4	16.1	22.2	16.0	95%	0	0	0	0	0	17.0	20.5	19.4	19.4	23.9	13.0	14.8	14.0	13.7	18.9	8.0	9.1	8.6	8.0	13.9
5/5/2006	5	2,807	22.0	23.8	22.0	23.0	26.8	17.0	18.4	17.0	17.6	21.8	12.0	13.0	12.0	12.2	16.8	8.0	78%	1	0	0	0	0	26.0	27.8	26.4	27.7	32.2	19.0	22.0	20.9	21.9	27.2	14.0	16.2	15.4	16.1	22.2
5/6/2006	6	2,215	9.0	9.9	9.2	7.6	9.0	4.0	4.4	4.1	2.1	4.0	0.0	0.0	0.0	0.0	0.0	10.0	31%	0	1	0	0	0	25.0	23.8	22.0	23.0	26.8	17.0	18.4	17.0	17.6	21.8	12.0	13.0	12.0	12.2	16.8
5/7/2006	7	2,027	6.0	6.7	6.3	4.9	6.0	1.0	1.1	1.1	0.0	1.0	0.0	0.0	0.0	0.0	0.0	12.0	44%	0	0	1	0	0	15.0	9.9	9.2	7.6	9.0	4.0	4.4	4.1	2.1	4.0	0.0	0.0	0.0	0.0	0.0
5/8/2006	1	2,043	1.0	1.1	1.0	0.2	1.0	0.0	0.0	0.0	0.0	0.0	0.0	0.0	0.0	0.0	0.0	9.0	73%	0	0	0	0	0	8.0	6.7	6.3	4.9	6.0	1.0	1.1	1.1	0.0	1.0	0.0	0.0	0.0	0.0	0.0
5/9/2006	2	1,872	6.0	6.4	5.9	5.3	6.0	1.0	1.1	1.0	0.0	1.0	0.0	0.0	0.0	0.0	0.0	6.0	68%	0	0	0	0	0	5.0	1.1	1.0	0.2	1.0	0.0	0.0	0.0	0.0	0.0	0.0	0.0	0.0	0.0	0.0
5/10/2006	3	2,483	16.0	17.9	16.8	17.9	20.8	11.0	12.3	11.6	12.3	15.8	6.0	6.7	6.3	6.7	10.8	12.0	100%	0	0	0	0	0	7.0	6.4	5.9	5.3	6.0	1.0	1.1	1.0	0.0	1.0	0.0	0.0	0.0	0.0	0.0
5/11/2006	4	2,336	22.0	24.9	23.4	22.8	28.7	17.0	19.2	18.1	17.1	23.7	12.0	13.6	12.8	11.5	18.7	13.0	38%	0	0	0	0	0	17.0	17.9	16.8	17.9	20.8	11.0	12.3	11.6	12.3	15.8	6.0	6.7	6.3	6.7	10.8
5/12/2006	5	2,651	23.0	26.2	24.7	26.1	30.3	18.0	20.5	19.4	20.4	25.3	13.0	14.8	14.0	14.7	20.3	14.0	96%	1	0	0	0	0	22.0	24.9	23.4	22.8	28.7	17.0	19.2	18.1	17.1	23.7	12.0	13.6	12.8	11.5	18.7
5/13/2006	6	1,994	21.0	22.9	21.3	22.9	26.0	16.0	17.4	16.2	17.4	21.0	11.0	12.0	11.1	12.0	16.0	9.0	100%	0	1	0	0	0	25.0	26.2	24.7	26.1	30.3	18.0	20.5	19.4	20.4	25.3	13.0	14.8	14.0	14.7	20.3
5/14/2006	7	1,877	14.0	15.3	14.2	15.3	14.0	9.0	9.8	9.1	9.8	9.0	4.0	4.4	4.1	4.4	4.0	9.0	100%	0	0	1	0	0	17.0	22.9	21.3	22.9	26.0	16.0	17.4	16.2	17.4	21.0	11.0	12.0	11.1	12.0	16.0
5/15/2006	1	1,441	9.0	9.9	9.2	9.3	9.0	4.0	4.4	4.1	3.8	4.0	0.0	0.0	0.0	0.0	0.0	10.0	81%	0	0	0	0	0	13.0	15.3	14.2	15.3	14.0	9.0	9.8	9.1	9.8	9.0	4.0	4.4	4.1	4.4	4.0
5/16/2006	2	1,351	9.0	9.9	9.2	7.9	9.0	4.0	4.4	4.1	2.4	4.0	0.0	0.0	0.0	0.0	0.0	10.0	40%	0	0	0	0	0	5.0	9.9	9.2	9.3	9.0	4.0	4.4	4.1	3.8	4.0	0.0	0.0	0.0	0.0	0.0
5/17/2006	3	1,734	10.0	11.3	10.6	8.6	10.0	5.0	5.7	5.3	2.9	5.0	0.0	0.0	0.0	0.0	0.0	13.0	18%	0	0	0	0	0	7.0	9.9	9.2	7.9	9.0	4.0	4.4	4.1	2.4	4.0	0.0	0.0	0.0	0.0	0.0
5/18/2006	4	1,342	17.0	17.9	16.7	16.3	19.1	12.0	12.6	11.8	11.0	14.1	7.0	7.4	6.9	5.8	9.1	5.0	53%	0	0	0	0	0	11.0	11.3	10.6	8.6	10.0	5.0	5.7	5.3	2.9	5.0	0.0	0.0	0.0	0.0	0.0
5/19/2006	5	1,231	10.0	10.6	9.9	8.7	10.0	5.0	5.3	4.9	3.4	5.0	0.0	0.0	0.0	0.0	0.0	6.0	44%	1	0	0	0	0	18.0	17.9	16.7	16.3	19.1	12.0	12.6	11.8	11.0	14.1	7.0	7.4	6.9	5.8	9.1
5/20/2006	6	1,752	17.0	18.9	17.6	16.5	21.8	12.0	13.3	12.5	10.9	16.8	7.0	7.8	7.3	5.4	11.8	11.0	28%	0	1	0	0	0	11.0	10.6	9.9	8.7	10.0	5.0	5.3	4.9	3.4	5.0	0.0	0.0	0.0	0.0	0.0
5/21/2006	7	1,580	23.0	23.9	22.4	22.7	25.4	18.0	18.7	17.6	17.5	20.4	13.0	13.5	12.7	12.3	15.4	4.0	64%	0	0	1	0	0	18.0	18.9	17.6	16.5	21.8	12.0	13.3	12.5	10.9	16.8	7.0	7.8	7.3	5.4	11.8
5/22/2006	1	1,159	15.0	16.1	14.9	13.4	15.0	10.0	10.7	9.9	8.1	10.0	5.0	5.4	5.0	2.7	5.0	7.0	21%	0	0	0	0	0	22.0	23.9	22.4	22.7	25.4	18.0	18.7	17.6	17.5	20.4	13.0	13.5	12.7	12.3	15.4
5/23/2006	2	1,054	0.0	0.0	0.0	0.0	0.0	0.0	0.0	0.0	0.0	0.0	0.0	0.0	0.0	0.0	0.0	11.0	71%	0	0	0	0	0	16.0	16.1	14.9	13.4	15.0	10.0	10.7	9.9	8.1	10.0	5.0	5.4	5.0	2.7	5.0
5/24/2006	3	1,110	0.0	0.0	0.0	0.0	0.0	0.0	0.0	0.0	0.0	0.0	0.0	0.0	0.0	0.0	0.0	8.0	78%	0	0	0	0	0	5.0	0.0	0.0	0.0	0.0	0.0	0.0	0.0	0.0	0.0	0.0	0.0	0.0	0.0	0.0
5/25/2006	4	970	1.0	1.1	1.0	0.0	1.0	0.0	0.0	0.0	0.0	0.0	0.0	0.0	0.0	0.0	0.0	10.0	66%	0	0	0	0	0	0.0	0.0	0.0	0.0	0.0	0.0	0.0	0.0	0.0	0.0	0.0	0.0	0.0	0.0	0.0
5/26/2006	5	922	4.0	4.3	4.0	2.2	4.0	0.0	0.0	0.0	0.0	0.0	0.0	0.0	0.0	0.0	0.0	7.0	39%	1	0	0	0	0	0.0	1.1	1.0	0.0	1.0	0.0	0.0	0.0	0.0	0.0	0.0	0.0	0.0	0.0	0.0
5/27/2006	6	801	0.0	0.0	0.0	0.0	0.0	0.0	0.0	0.0	0.0	0.0	0.0	0.0	0.0	0.0	0.0	12.0	60%	0	1	0	0	0	1.0	4.3	4.0	2.2	4.0	0.0	0.0	0.0	0.0	0.0	0.0	0.0	0.0	0.0	0.0
5/28/2006	7	743	0.0	0.0	0.0	0.0	0.0	0.0	0.0	0.0	0.0	0.0	0.0	0.0	0.0	0.0	0.0	13.0	18%	0	1	0	0	0	0.0	0.0	0.0	0.0	0.0	0.0	0.0	0.0	0.0	0.0	0.0	0.0	0.0	0.0	0.0
5/29/2006	1	829	0.0	0.0	0.0	0.0	0.0	0.0	0.0	0.0	0.0	0.0	0.0	0.0	0.0	0.0	0.0	12.0	32%	0	0	1	0	0	0.0	0.0	0.0	0.0	0.0	0.0	0.0	0.0	0.0	0.0	0.0	0.0	0.0	0.0	0.0
5/30/2006	2	1,197	0.0	0.0	0.0	0.0	0.0	0.0	0.0	0.0	0.0	0.0	0.0	0.0	0.0	0.0	0.0	9.0	37%	0	0	0	0	0	0.0	0.0	0.0	0.0	0.0	0.0	0.0	0.0	0.0	0.0	0.0	0.0	0.0	0.0	0.0
5/31/2006	3	1,265	6.0	6.2	5.8	4.3	6.0	1.0	1.0	1.0	0.0	1.0	0.0	0.0	0.0	0.0	0.0	3.0	45%	0	0	0	0	0	3.0	0.0	0.0	0.0	0.0	0.0	0.0	0.0	0.0	0.0	0.0	0.0	0.0	0.0	0.0
6/1/2006	4	975	4.0	4.2	4.0	1.9	4.0	0.0	0.0	0.0	0.0	0.0	0.0	0.0	0.0	0.0	0.0	6.0	31%	0	0	0	0	0	7.0	6.2	5.8	4.3	6.0	1.0	1.0	1.0	0.0	1.0	0.0	0.0	0.0	0.0	0.0
6/2/2006	5	1,133	2.0	2.1	1.9	0.0	2.0	0.0	0.0	0.0	0.0	0.0	0.0	0.0	0.0	0.0	0.0	3.0	27%	1	0	0	0	0	3.0	4.2	4.0	1.9	4.0	0.0	0.0	0.0	0.0	0.0	0.0	0.0	0.0	0.0	0.0
6/3/2006	6	1,098	1.0	1.1	1.0	0.0	1.0	0.0	0.0	0.0	0.0	0.0	0.0	0.0	0.0	0.0	0.0	7.0	32%	0	1	0	0	0	6.0	2.1	1.9	0.0	2.0	0.0	0.0	0.0	0.0	0.0	0.0	0.0	0.0	0.0	0.0
6/4/2006	7	945	0.0	0.0	0.0	0.0	0.0	0.0	0.0	0.0	0.0	0.0	0.0	0.0	0.0	0.0	0.0	11.0	65%	0	0	1	0	0	3.0	1.1	1.0	0.0	1.0	0.0	0.0	0.0	0.0	0.0	0.0	0.0	0.0	0.0	0.0
6/5/2006	1	1,083	0.0	0.0	0.0	0.0	0.0	0.0	0.0	0.0	0.0	0.0	0.0	0.0	0.0	0.0	0.0	8.0	54%	0	0	0	0	0	0.0	0.0	0.0	0.0	0.0	0.0	0.0	0.0	0.0	0.0	0.0	0.0	0.0	0.0	0.0
6/6/2006	2	1,885	0.0	0.0	0.0	0.0	0.0	0.0	0.0	0.0	0.0	0.0	0.0	0.0	0.0	0.0	0.0	12.0	31%	0	0	0	0	0	0.0	0.0	0.0	0.0	0.0	0.0	0.0	0.0	0.0	0.0	0.0	0.0	0.0	0.0	0.0
6/7/2006	3	1,904	0.0	0.0	0.0	0.0	0.0	0.0	0.0	0.0	0.0	0.0	0.0	0.0	0.0	0.0	0.0	9.0	16%	0	0	0	0	0	0.0	0.0	0.0	0.0	0.0	0.0	0.0	0.0	0.0	0.0	0.0	0.0	0.0	0.0	0.0
6/8/2006	4	1,420	6.0	6.4	6.0	4.6	6.0	1.0	1.1	1.0	0.0	1.0	0.0	0.0	0.0	0.0	0.0	7.0	45%	0	0	0	0	0	0.0	0.0	0.0	0.0	0.0	0.0	0.0	0.0	0.0	0.0	0.0	0.0	0.0	0.0	0.0
6/9/2006	5	1,527	12.0	13.1	12.2	12.7	12.0	7.0	7.6	7.1	7.2	7.0	2.0	2.2	2.0	1.8	2.0	9.0	88%	1	0	0	0	0	8.0	6.4	6.0	4.6	6.0	1.0	1.1	1.0	0.0	1.0	0.0	0.0	0.0	0.0	0.0
6/10/2006	6	1,780	11.0	12.0	11.1	10.1	11.0	6.0	6.5	6.1	4.7	6.0	1.0	1.1	1.0	0.0	1.0	9.0	44%	0	1	0	0	0	8.0	13.1	12.2	12.7	12.0	7.0	7.6	7.1	7.2	7.0	2.0	2.2	2.0	1.8	2.0
6/11/2006	7	1,909	12.0	12.7	11.9	10.8	12.0	7.0	7.4	6.9	5.5	7.0	2.0	2.1	2.0	0.2	2.0	6.0	43%	0	0	1	0	0	11.0	12.0	11.1	10.1	11.0	6.0	6.5	6.1	4.7	6.0	1.0	1.1	1.0	0.0	1.0
6/12/2006	1	1,594	9.0	9.4	8.8	7.5	9.0	4.0	4.2	3.9	2.3	4.0	0.0	0.0	0.0	0.0	0.0	4.0	43%	0	0	0	0	0	12.0	12.7	11.9	10.8	12.0	7.0	7.4	6.9	5.5	7.0	2.0	2.1	2.0	0.2	2.0
6/13/2006	2	1,842	2.0	2.1	2.0	0.0	2.0	0.0	0.0	0.0	0.0	0.0	0.0	0.0	0.0	0.0	0.0	7.0	34%	0	0	0	0	0	9.0	9.4	8.8	7.5	9.0	4.0	4.2	3.9	2.3	4.0	0.0	0.0	0.0	0.0	0.0
6/14/2006	3	1,632	2.0	2.2	2.1	0.0	2.0	0.0	0.0	0.0	0.0	0.0	0.0	0.0	0.0	0.0	0.0	10.0	27%	0	0	0	0	0	1.0	2.1	2.0	0.0	2.0	0.0	0.0	0.0	0.0	0.0	0.0	0.0	0.0	0.0	0.0
6/15/2006	4	1,585	0.0	0.0	0.0	0.0	0.0	0.0	0.0	0.0	0.0	0.0	0.0	0.0	0.0	0.0	0.0	13.0	61%	0	0	0	0	0	0.0	2.2	2.1	0.0	2.0	0.0	0.0	0.0	0.0	0.0	0.0	0.0	0.0	0.0	0.0
6/16/2006	5	1,593	0.0	0.0	0.0	0.0	0.0	0.0	0.0	0.0	0.0	0.0	0.0	0.0	0.0	0.0	0.0	7.0	81%	1	0	0	0	0	0.0	0.0	0.0	0.0	0.0	0.0	0.0	0.0	0.0	0.0	0.0	0.0	0.0	0.0	0.0
6/17/2006	6	1,266	0.0	0.0	0.0	0.0	0.0	0.0	0.0	0.0	0.0	0.0	0.0	0.0	0.0	0.0	0.0	7.0	74%	0	1	0	0	0	0.0	0.0	0.0	0.0	0.0	0.0	0.0	0.0	0.0	0.0	0.0	0.0	0.0	0.0	0.0
6/18/2006	7	1,564	0.0	0.0	0.0	0.0	0.0	0.0	0.0	0.0	0.0	0.0	0.0	0.0	0.0	0.0	0.0	15.0	49%	0	0	1	0	0	0.0	0.0	0.0	0.0	0.0	0.0	0.0	0.0	0.0	0.0	0.0	0.0	0.0	0.0	0.0
6/19/2006	1	1,598	1.0	1.1	1.0	0.0	1.0	0.0	0.0	0.0	0.0	0.0	0.0	0.0	0.0	0.0	0.0	9.0	35%	0	0	0	0	0	4.0	0.0	0.0	0.0	0.0	0.0	0.0	0.0	0.0	0.0	0.0	0.0	0.0	0.0	0.0
6/20/2006	2	1,825	1.0	1.1	1.0	0.0	1.0	0.0	0.0	0.0	0.0	0.0	0.0	0.0	0.0	0.0	0.0	8.0	45%	0	0	0	0	0	4.0	1.1	1.0	0.0	1.0	0.0	0.0	0.0	0.0	0.0	0.0	0.0	0.0	0.0	0.0
6/21/2006	3	1,449	0.0	0.0	0.0	0.0	0.0	0.0	0.0	0.0	0.0	0.0	0.0	0.0	0.0	0.0	0.0	14.0	25%	0	0	0	0	0	0.0	1.1	1.0	0.0	1.0	0.0	0.0	0.0	0.0	0.0	0.0	0.0	0.0	0.0	0.0
6/22/2006	4	1,506	3.0	3.2	3.0	1.0	3.0	0.0	0.0	0.0	0.0	0.0	0.0	0.0	0.0	0.0	0.0	6.0	36%	0	0	0	0	0	1.0	0.0	0.0	0.0	0.0	0.0	0.0	0.0	0.0	0.0	0.0	0.0	0.0	0.0	0.0
6/23/2006	5	1,626	2.0	2.1	2.0	0.6	2.0	0.0	0.0	0.0	0.0	0.0	0.0	0.0	0.0	0.0	0.0	7.0	53%	1	0	0	0	0	9.0	3.2	3.0	1.0	3.0	0.0	0.0	0.0	0.0	0.0	0.0	0.0	0.0	0.0	0.0
6/24/2006	6	1,478	2.0	2.1	2.0	0.2	2.0	0.0	0.0	0.0	0.0	0.0	0.0	0.0	0.0	0.0	0.0	4.0	43%	0	1	0	0	0	4.0	2.1	2.0	0.6	2.0	0.0	0.0	0.0	0.0	0.0	0.0	0.0	0.0	0.0	0.0
6/25/2006	7	1,821	0.0	0.0	0.0	0.0	0.0	0.0	0.0	0.0	0.0	0.0	0.0	0.0	0.0	0.0	0.0	7.0	17%	0	0	1	0	0	4.0	2.1	2.0	0.2	2.0	0.0	0.0	0.0	0.0	0.0	0.0	0.0	0.0	0.0	0.0
6/26/2006	1	1,763	1.0	1.1	1.0	0.0	1.0	0.0	0.0	0.0	0.0	0.0	0.0	0.0	0.0	0.0	0.0	6.0	41%	0	0	0	0	0	2.0	0.0	0.0	0.0	0.0	0.0	0.0	0.0	0.0	0.0	0.0	0.0	0.0	0.0	0.0
6/27/2006	2	1,746	4.0	4.3	4.0	1.6	4.0	0.0	0.0	0.0	0.0	0.0	0.0	0.0	0.0	0.0	0.0	8.0	19%	0	0	0	0	0	6.0	1.1	1.0	0.0	1.0	0.0	0.0	0.0	0.0	0.0	0.0	0.0	0.0	0.0	0.0
6/28/2006	3	1,433	1.0	1.0	1.0	0.0	1.0	0.0	0.0	0.0	0.0	0.0	0.0	0.0	0.0	0.0	0.0	3.0	21%	0	0	0	0	0	2.0	4.3	4.0	1.6	4.0	0.0	0.0	0.0	0.0	0.0	0.0	0.0	0.0	0.0	0.0
6/29/2006	4	1,574	0.0	0.0	0.0	0.0	0.0	0.0	0.0	0.0	0.0	0.0	0.0	0.0	0.0	0.0	0.0	5.0	34%	0	0	0	0	0	6.0	1.0	1.0	0.0	1.0	0.0	0.0	0.0	0.0	0.0	0.0	0.0	0.0	0.0	0.0
6/30/2006	5	1,556	0.0	0.0	0.0	0.0	0.0	0.0	0.0	0.0	0.0	0.0	0.0	0.0	0.0	0.0	0.0	8.0	86%	1	0	0	0	0	3.0	0.0	0.0	0.0	0.0	0.0	0.0	0.0	0.0	0.0	0.0	0.0	0.0	0.0	0.0
7/1/2006	6	1,483	0.0	0.0	0.0	0.0	0.0	0.0	0.0	0.0	0.0	0.0	0.0	0.0	0.0	0.0	0.0	13.0	36%	0	1	0	0	0	0.0	0.0	0.0	0.0	0.0	0.0	0.0	0.0	0.0	0.0	0.0	0.0	0.0	0.0	0.0
7/2/2006	7	1,529	0.0	0.0	0.0	0.0	0.0	0.0	0.0	0.0	0.0	0.0	0.0	0.0	0.0	0.0	0.0	11.0	21%	0	1	0	0	0	0.0	0.0	0.0	0.0	0.0	0.0	0.0	0.0	0.0	0.0	0.0	0.0	0.0	0.0	0.0
7/3/2006	1	1,716	0.0	0.0	0.0	0.0	0.0	0.0	0.0	0.0	0.0	0.0	0.0	0.0	0.0	0.0	0.0	9.0	26%	1	0	0	0	0	0.0	0.0	0.0	0.0	0.0	0.0	0.0	0.0	0.0	0.0	0.0	0.0	0.0	0.0	0.0
7/4/2006	2	855	3.0	3.2	3.0	0.4	3.0	0.0	0.0	0.0	0.0	0.0	0.0	0.0	0.0	0.0	0.0	8.0	14%	0	0	0	0	0	0.0	0.0	0.0	0.0	0.0	0.0	0.0	0.0	0.0	0.0	0.0	0.0	0.0	0.0	0.0
7/5/2006	3	1,648	0.0	0.0	0.0	0.0	0.0	0.0	0.0	0.0	0.0	0.0	0.0	0.0	0.0	0.0	0.0	5.0	20%	0	0	0	0	0	6.0	3.2	3.0	0.4	3.0	0.0	0.0	0.0	0.0	0.0	0.0	0.0	0.0	0.0	0.0
7/6/2006	4	1,546	0.0	0.0	0.0	0.0	0.0	0.0	0.0	0.0	0.0	0.0	0.0	0.0	0.0	0.0	0.0	8.0	28%	0	0	0	0	0	1.0	0.0	0.0	0.0	0.0	0.0	0.0	0.0	0.0	0.0	0.0	0.0	0.0	0.0	0.0
7/7/2006	5	1,501	0.0	0.0	0.0	0.0	0.0	0.0	0.0	0.0	0.0	0.0	0.0	0.0	0.0	0.0	0.0	15.0	22%	1	0	0	0	0	1.0	0.0	0.0	0.0	0.0	0.0	0.0	0.0	0.0	0.0	0.0	0.0	0.0	0.0	0.0
7/8/2006	6	1,479	0.0	0.0	0.0	0.0	0.0	0.0	0.0	0.0	0.0	0.0	0.0	0.0	0.0	0.0	0.0	14.0	36%	0	1	0	0	0	0.0	0.0	0.0	0.0	0.0	0.0	0.0	0.0	0.0	0.0	0.0	0.0	0.0	0.0	0.0
7/9/2006	7	1,901	2.0	2.1	2.0	0.5	2.0	0.0	0.0	0.0	0.0	0.0	0.0	0.0	0.0	0.0	0.0	7.0	50%	0	0	1	0	0	0.0	0.0	0.0	0.0	0.0	0.0	0.0	0.0	0.0	0.0	0.0	0.0	0.0	0.0	0.0
7/10/2006	1	2,078	0.0	0.0	0.0	0.0	0.0	0.0	0.0	0.0	0.0	0.0	0.0	0.0	0.0	0.0	0.0	10.0	54%	0	0	0	0	0	3.0	2.1	2.0	0.5	2.0	0.0	0.0	0.0	0.0	0.0	0.0	0.0	0.0	0.0	0.0
7/11/2006	2	1,534	0.0	0.0	0.0	0.0	0.0	0.0	0.0	0.0	0.0	0.0	0.0	0.0	0.0	0.0	0.0	8.0	40%	0	0	0	0	0	3.0	0.0	0.0	0.0	0.0	0.0	0.0	0.0	0.0	0.0	0.0	0.0	0.0	0.0	0.0
7/12/2006	3	1,347	0.0	0.0	0.0	0.0	0.0	0.0	0.0	0.0	0.0	0.0	0.0	0.0	0.0	0.0	0.0	8.0	28%	0	0	0	0	0	0.0	0.0	0.0	0.0	0.0	0.0	0.0	0.0	0.0	0.0	0.0	0.0	0.0	0.0	0.0
7/13/2006	4	987	0.0	0.0	0.0	0.0	0.0	0.0	0.0	0.0	0.0	0.0	0.0	0.0	0.0	0.0	0.0	11.0	63%	0	0	0	0	0	0.0	0.0	0.0	0.0	0.0	0.0	0.0	0.0	0.0	0.0	0.0	0.0	0.0	0.0	0.0
7/14/2006	5	817	0.0	0.0	0.0	0.0	0.0	0.0	0.0	0.0	0.0	0.0	0.0	0.0	0.0	0.0	0.0	9.0	27%	1	0	0	0	0	0.0	0.0	0.0	0.0	0.0	0.0	0.0	0.0	0.0	0.0	0.0	0.0	0.0	0.0	0.0
7/15/2006	6	796	0.0	0.0	0.0	0.0	0.0	0.0	0.0	0.0	0.0	0.0	0.0	0.0	0.0	0.0	0.0	5.0	28%	0	1	0	0	0	0.0	0.0	0.0	0.0	0.0	0.0	0.0	0.0	0.0	0.0	0.0	0.0	0.0	0.0	0.0
7/16/2006	7	814	0.0	0.0	0.0	0.0	0.0	0.0	0.0	0.0	0.0	0.0	0.0	0.0	0.0	0.0	0.0	6.0	21%	0	0	1	0	0	0.0	0.0	0.0	0.0	0.0	0.0	0.0	0.0	0.0	0.0	0.0	0.0	0.0	0.0	0.0
7/17/2006	1	844	0.0	0.0	0.0	0.0	0.0	0.0	0.0	0.0	0.0	0.0	0.0	0.0	0.0	0.0	0.0	13.0	18%	0	0	0	0	0	0.0	0.0	0.0	0.0	0.0	0.0	0.0	0.0	0.0	0.0	0.0	0.0	0.0	0.0	0.0
7/18/2006	2	928	0.0	0.0	0.0	0.0	0.0	0.0	0.0	0.0	0.0	0.0	0.0	0.0	0.0	0.0	0.0	7.0	35%	0	0	0	0	0	0.0	0.0	0.0	0.0	0.0	0.0	0.0	0.0	0.0	0.0	0.0	0.0	0.0	0.0	0.0
7/19/2006	3	987	0.0	0.0	0.0	0.0	0.0	0.0	0.0	0.0	0.0	0.0	0.0	0.0	0.0	0.0	0.0	11.0	49%	0	0	0	0	0	3.0	0.0	0.0	0.0	0.0	0.0	0.0	0.0	0.0	0.0	0.0	0.0	0.0	0.0	0.0
7/20/2006	4	884	0.0	0.0	0.0	0.0	0.0	0.0	0.0	0.0	0.0	0.0	0.0	0.0	0.0	0.0	0.0	8.0	42%	0	0	0	0	0	0.0	0.0	0.0	0.0	0.0	0.0	0.0	0.0	0.0	0.0	0.0	0.0	0.0	0.0	0.0
7/21/2006	5	841	0.0	0.0	0.0	0.0	0.0	0.0	0.0	0.0	0.0	0.0	0.0	0.0	0.0	0.0	0.0	7.0	45%	1	0	0	0	0	0.0	0.0	0.0	0.0	0.0	0.0	0.0	0.0	0.0	0.0	0.0	0.0	0.0	0.0	0.0
7/22/2006	6	804	0.0	0.0	0.0	0.0	0.0	0.0	0.0	0.0	0.0	0.0	0.0	0.0	0.0	0.0	0.0	5.0	27%	0	1	0	0	0	1.0	0.0	0.0	0.0	0.0	0.0	0.0	0.0	0.0	0.0	0.0	0.0	0.0	0.0	0.0
7/23/2006	7	1,312	0.0	0.0	0.0	0.0	0.0	0.0	0.0	0.0	0.0	0.0	0.0	0.0	0.0	0.0	0.0	9.0	16%	0	0	1	0	0	2.0	0.0	0.0	0.0	0.0	0.0	0.0	0.0	0.0	0.0	0.0	0.0	0.0	0.0	0.0
7/24/2006	1	1,392	0.0	0.0	0.0	0.0	0.0	0.0	0.0	0.0	0.0	0.0	0.0	0.0	0.0	0.0	0.0	7.0	17%	0	0	0	0	0	0.0	0.0	0.0	0.0	0.0	0.0	0.0	0.0	0.0	0.0	0.0	0.0	0.0	0.0	0.0
7/25/2006	2	1,410	0.0	0.0	0.0	0.0	0.0	0.0	0.0	0.0	0.0	0.0	0.0	0.0	0.0	0.0	0.0	4.0	52%	0	0	0	0	0	0.0	0.0	0.0	0.0	0.0	0.0	0.0	0.0	0.0	0.0	0.0	0.0	0.0	0.0	0.0
7/26/2006	3	1,311	0.0	0.0	0.0	0.0	0.0	0.0	0.0	0.0	0.0	0.0	0.0	0.0	0.0	0.0	0.0	6.0	56%	0	0	0	0	0	0.0	0.0	0.0	0.0	0.0	0.0	0.0	0.0	0.0	0.0	0.0	0.0	0.0	0.0	0.0
7/27/2006	4	1,406	0.0	0.0	0.0	0.0	0.0	0.0	0.0	0.0	0.0	0.0	0.0	0.0	0.0	0.0	0.0	5.0	42%	0	0	0	0	0	0.0	0.0	0.0	0.0	0.0	0.0	0.0	0.0	0.0	0.0	0.0	0.0	0.0	0.0	0.0
7/28/2006	5	1,350	0.0	0.0	0.0	0.0	0.0	0.0	0.0	0.0	0.0	0.0	0.0	0.0	0.0	0.0	0.0	6.0	33%	1	0	0	0	0	0.0	0.0	0.0	0.0	0.0	0.0	0.0	0.0	0.0	0.0	0.0	0.0	0.0	0.0	0.0
7/29/2006	6	1,446	0.0	0.0	0.0	0.0	0.0	0.0	0.0	0.0	0.0	0.0	0.0	0.0	0.0	0.0	0.0	4.0	35%	0	1	0	0	0	0.0	0.0	0.0	0.0	0.0	0.0	0.0	0.0	0.0	0.0	0.0	0.0	0.0	0.0	0.0
7/30/2006	7	1,393	0.0	0.0	0.0	0.0	0.0	0.0	0.0	0.0	0.0	0.0	0.0	0.0	0.0	0.0	0.0	13.0	38%	0	0	1	0	0	0.0	0.0	0.0	0.0	0.0	0.0	0.0	0.0	0.0	0.0	0.0	0.0	0.0	0.0	0.0
7/31/2006	1	1,474	0.0	0.0	0.0	0.0	0.0	0.0	0.0	0.0	0.0	0.0	0.0	0.0	0.0	0.0	0.0	11.0	68%	0	0	0	0	0	0.0	0.0	0.0	0.0	0.0	0.0	0.0	0.0	0.0	0.0	0.0	0.0	0.0	0.0	0.0
8/1/2006	2	1,497	1.0	1.0	1.0	0.0	1.0	0.0	0.0	0.0	0.0	0.0	0.0	0.0	0.0	0.0	0.0	3.0	64%	0	0	0	0	0	0.0	0.0	0.0	0.0	0.0	0.0	0.0	0.0	0.0	0.0	0.0	0.0	0.0	0.0	0.0
8/2/2006	3	1,370	0.0	0.0	0.0	0.0	0.0	0.0	0.0	0.0	0.0	0.0	0.0	0.0	0.0	0.0	0.0	6.0	50%	0	0	0	0	0	2.0	1.0	1.0	0.0	1.0	0.0	0.0	0.0	0.0	0.0	0.0	0.0	0.0	0.0	0.0
8/3/2006	4	1,315	0.0	0.0	0.0	0.0	0.0	0.0	0.0	0.0	0.0	0.0	0.0	0.0	0.0	0.0	0.0	8.0	28%	0	0	0	0	0	0.0	0.0	0.0	0.0	0.0	0.0	0.0	0.0	0.0	0.0	0.0	0.0	0.0	0.0	0.0
8/4/2006	5	1,576	0.0	0.0	0.0	0.0	0.0	0.0	0.0	0.0	0.0	0.0	0.0	0.0	0.0	0.0	0.0	6.0	46%	1	0	0	0	0	0.0	0.0	0.0	0.0	0.0	0.0	0.0	0.0	0.0	0.0	0.0	0.0	0.0	0.0	0.0
8/5/2006	6	1,366	0.0	0.0	0.0	0.0	0.0	0.0	0.0	0.0	0.0	0.0	0.0	0.0	0.0	0.0	0.0	12.0	35%	0	1	0	0	0	8.0	0.0	0.0	0.0	0.0	0.0	0.0	0.0	0.0	0.0	0.0	0.0	0.0	0.0	0.0
8/6/2006	7	1,854	0.0	0.0	0.0	0.0	0.0	0.0	0.0	0.0	0.0	0.0	0.0	0.0	0.0	0.0	0.0	13.0	20%	0	0	1	0	0	0.0	0.0	0.0	0.0	0.0	0.0	0.0	0.0	0.0	0.0	0.0	0.0	0.0	0.0	0.0
8/7/2006	1	1,577	0.0	0.0	0.0	0.0	0.0	0.0	0.0	0.0	0.0	0.0	0.0	0.0	0.0	0.0	0.0	4.0	20%	0	0	0	0	0	3.0	0.0	0.0	0.0	0.0	0.0	0.0	0.0	0.0	0.0	0.0	0.0	0.0	0.0	0.0
8/8/2006	2	1,439	0.0	0.0	0.0	0.0	0.0	0.0	0.0	0.0	0.0	0.0	0.0	0.0	0.0	0.0	0.0	8.0	23%	0	0	0	0	0	3.0	0.0	0.0	0.0	0.0	0.0	0.0	0.0	0.0	0.0	0.0	0.0	0.0	0.0	0.0
8/9/2006	3	1,347	0.0	0.0	0.0	0.0	0.0	0.0	0.0	0.0	0.0	0.0	0.0	0.0	0.0	0.0	0.0	6.0	65%	0	0	0	0	0	0.0	0.0	0.0	0.0	0.0	0.0	0.0	0.0	0.0	0.0	0.0	0.0	0.0	0.0	0.0
8/10/2006	4	1,521	0.0	0.0	0.0	0.0	0.0	0.0	0.0	0.0	0.0	0.0	0.0	0.0	0.0	0.0	0.0	8.0	89%	0	0	0	0	0	0.0	0.0	0.0	0.0	0.0	0.0	0.0	0.0	0.0	0.0	0.0	0.0	0.0	0.0	0.0
8/11/2006	5	1,349	0.0	0.0	0.0	0.0	0.0	0.0	0.0	0.0	0.0	0.0	0.0	0.0	0.0	0.0	0.0	11.0	40%	1	0	0	0	0	1.0	0.0	0.0	0.0	0.0	0.0	0.0	0.0	0.0	0.0	0.0	0.0	0.0	0.0	0.0
8/12/2006	6	1,396	0.0	0.0	0.0	0.0	0.0	0.0	0.0	0.0	0.0	0.0	0.0	0.0	0.0	0.0	0.0	12.0	78%	0	1	0	0	0	1.0	0.0	0.0	0.0	0.0	0.0	0.0	0.0	0.0	0.0	0.0	0.0	0.0	0.0	0.0
8/13/2006	7	1,483	2.0	2.2	2.0	1.4	2.0	0.0	0.0	0.0	0.0	0.0	0.0	0.0	0.0	0.0	0.0	9.0	77%	0	0	1	0	0	0.0	0.0	0.0	0.0	0.0	0.0	0.0	0.0	0.0	0.0	0.0	0.0	0.0	0.0	0.0
8/14/2006	1	1,556	1.0	1.1	1.1	0.0	1.0	0.0	0.0	0.0	0.0	0.0	0.0	0.0	0.0	0.0	0.0	13.0	19%	0	0	0	0	0	0.0	2.2	2.0	1.4	2.0	0.0	0.0	0.0	0.0	0.0	0.0	0.0	0.0	0.0	0.0
8/15/2006	2	1,464	2.0	2.1	2.0	0.0	2.0	0.0	0.0	0.0	0.0	0.0	0.0	0.0	0.0	0.0	0.0	6.0	21%	0	0	0	0	0	3.0	1.1	1.1	0.0	1.0	0.0	0.0	0.0	0.0	0.0	0.0	0.0	0.0	0.0	0.0
8/16/2006	3	1,422	0.0	0.0	0.0	0.0	0.0	0.0	0.0	0.0	0.0	0.0	0.0	0.0	0.0	0.0	0.0	13.0	63%	0	0	0	0	0	7.0	2.1	2.0	0.0	2.0	0.0	0.0	0.0	0.0	0.0	0.0	0.0	0.0	0.0	0.0
8/17/2006	4	1,126	0.0	0.0	0.0	0.0	0.0	0.0	0.0	0.0	0.0	0.0	0.0	0.0	0.0	0.0	0.0	7.0	89%	0	0	0	0	0	0.0	0.0	0.0	0.0	0.0	0.0	0.0	0.0	0.0	0.0	0.0	0.0	0.0	0.0	0.0
8/18/2006	5	1,278	4.0	4.1	3.9	3.6	4.0	0.0	0.0	0.0	0.0	0.0	0.0	0.0	0.0	0.0	0.0	3.0	85%	1	0	0	0	0	0.0	0.0	0.0	0.0	0.0	0.0	0.0	0.0	0.0	0.0	0.0	0.0	0.0	0.0	0.0
8/19/2006	6	1,230	4.0	4.2	3.9	1.7	4.0	0.0	0.0	0.0	0.0	0.0	0.0	0.0	0.0	0.0	0.0	5.0	25%	0	1	0	0	0	1.0	4.1	3.9	3.6	4.0	0.0	0.0	0.0	0.0	0.0	0.0	0.0	0.0	0.0	0.0
8/20/2006	7	1,314	1.0	1.1	1.0	0.0	1.0	0.0	0.0	0.0	0.0	0.0	0.0	0.0	0.0	0.0	0.0	6.0	32%	0	0	1	0	0	5.0	4.2	3.9	1.7	4.0	0.0	0.0	0.0	0.0	0.0	0.0	0.0	0.0	0.0	0.0
8/21/2006	1	1,461	0.0	0.0	0.0	0.0	0.0	0.0	0.0	0.0	0.0	0.0	0.0	0.0	0.0	0.0	0.0	8.0	21%	0	0	0	0	0	4.0	1.1	1.0	0.0	1.0	0.0	0.0	0.0	0.0	0.0	0.0	0.0	0.0	0.0	0.0
8/22/2006	2	1,687	2.0	2.1	2.0	0.0	2.0	0.0	0.0	0.0	0.0	0.0	0.0	0.0	0.0	0.0	0.0	5.0	26%	0	0	0	0	0	1.0	0.0	0.0	0.0	0.0	0.0	0.0	0.0	0.0	0.0	0.0	0.0	0.0	0.0	0.0
8/23/2006	3	1,720	0.0	0.0	0.0	0.0	0.0	0.0	0.0	0.0	0.0	0.0	0.0	0.0	0.0	0.0	0.0	9.0	60%	0	0	0	0	0	9.0	2.1	2.0	0.0	2.0	0.0	0.0	0.0	0.0	0.0	0.0	0.0	0.0	0.0	0.0
8/24/2006	4	1,367	0.0	0.0	0.0	0.0	0.0	0.0	0.0	0.0	0.0	0.0	0.0	0.0	0.0	0.0	0.0	12.0	86%	0	0	0	0	0	2.0	0.0	0.0	0.0	0.0	0.0	0.0	0.0	0.0	0.0	0.0	0.0	0.0	0.0	0.0
8/25/2006	5	924	0.0	0.0	0.0	0.0	0.0	0.0	0.0	0.0	0.0	0.0	0.0	0.0	0.0	0.0	0.0	7.0	65%	1	0	0	0	0	1.0	0.0	0.0	0.0	0.0	0.0	0.0	0.0	0.0	0.0	0.0	0.0	0.0	0.0	0.0
8/26/2006	6	976	0.0	0.0	0.0	0.0	0.0	0.0	0.0	0.0	0.0	0.0	0.0	0.0	0.0	0.0	0.0	6.0	20%	0	1	0	0	0	1.0	0.0	0.0	0.0	0.0	0.0	0.0	0.0	0.0	0.0	0.0	0.0	0.0	0.0	0.0
8/27/2006	7	934	0.0	0.0	0.0	0.0	0.0	0.0	0.0	0.0	0.0	0.0	0.0	0.0	0.0	0.0	0.0	7.0	36%	0	0	1	0	0	0.0	0.0	0.0	0.0	0.0	0.0	0.0	0.0	0.0	0.0	0.0	0.0	0.0	0.0	0.0
8/28/2006	1	907	0.0	0.0	0.0	0.0	0.0	0.0	0.0	0.0	0.0	0.0	0.0	0.0	0.0	0.0	0.0	9.0	32%	0	0	0	0	0	2.0	0.0	0.0	0.0	0.0	0.0	0.0	0.0	0.0	0.0	0.0	0.0	0.0	0.0	0.0
8/29/2006	2	1,006	5.0	5.3	4.9	2.6	5.0	0.0	0.0	0.0	0.0	0.0	0.0	0.0	0.0	0.0	0.0	6.0	20%	0	0	0	0	0	2.0	0.0	0.0	0.0	0.0	0.0	0.0	0.0	0.0	0.0	0.0	0.0	0.0	0.0	0.0
8/30/2006	3	963	0.0	0.0	0.0	0.0	0.0	0.0	0.0	0.0	0.0	0.0	0.0	0.0	0.0	0.0	0.0	11.0	50%	0	0	0	0	0	3.0	5.3	4.9	2.6	5.0	0.0	0.0	0.0	0.0	0.0	0.0	0.0	0.0	0.0	0.0
8/31/2006	4	901	0.0	0.0	0.0	0.0	0.0	0.0	0.0	0.0	0.0	0.0	0.0	0.0	0.0	0.0	0.0	16.0	57%	0	0	0	0	0	6.0	0.0	0.0	0.0	0.0	0.0	0.0	0.0	0.0	0.0	0.0	0.0	0.0	0.0	0.0
9/1/2006	5	975	3.0	3.2	3.0	2.9	3.0	0.0	0.0	0.0	0.0	0.0	0.0	0.0	0.0	0.0	0.0	8.0	89%	1	0	0	0	0	0.0	0.0	0.0	0.0	0.0	0.0	0.0	0.0	0.0	0.0	0.0	0.0	0.0	0.0	0.0
9/2/2006	6	1,087	1.0	1.1	1.0	0.4	1.0	0.0	0.0	0.0	0.0	0.0	0.0	0.0	0.0	0.0	0.0	6.0	80%	0	1	0	0	0	2.0	3.2	3.0	2.9	3.0	0.0	0.0	0.0	0.0	0.0	0.0	0.0	0.0	0.0	0.0
9/3/2006	7	872	0.0	0.0	0.0	0.0	0.0	0.0	0.0	0.0	0.0	0.0	0.0	0.0	0.0	0.0	0.0	3.0	25%	0	1	0	0	0	2.0	1.1	1.0	0.4	1.0	0.0	0.0	0.0	0.0	0.0	0.0	0.0	0.0	0.0	0.0
9/4/2006	1	894	1.0	1.0	1.0	0.0	1.0	0.0	0.0	0.0	0.0	0.0	0.0	0.0	0.0	0.0	0.0	3.0	23%	0	0	1	0	0	5.0	0.0	0.0	0.0	0.0	0.0	0.0	0.0	0.0	0.0	0.0	0.0	0.0	0.0	0.0
9/5/2006	2	924	0.0	0.0	0.0	0.0	0.0	0.0	0.0	0.0	0.0	0.0	0.0	0.0	0.0	0.0	0.0	5.0	17%	0	0	0	0	0	4.0	1.0	1.0	0.0	1.0	0.0	0.0	0.0	0.0	0.0	0.0	0.0	0.0	0.0	0.0
9/6/2006	3	1,030	0.0	0.0	0.0	0.0	0.0	0.0	0.0	0.0	0.0	0.0	0.0	0.0	0.0	0.0	0.0	6.0	16%	0	0	0	0	0	4.0	0.0	0.0	0.0	0.0	0.0	0.0	0.0	0.0	0.0	0.0	0.0	0.0	0.0	0.0
9/7/2006	4	1,010	0.0	0.0	0.0	0.0	0.0	0.0	0.0	0.0	0.0	0.0	0.0	0.0	0.0	0.0	0.0	8.0	28%	0	0	0	0	0	0.0	0.0	0.0	0.0	0.0	0.0	0.0	0.0	0.0	0.0	0.0	0.0	0.0	0.0	0.0
9/8/2006	5	1,121	11.0	12.2	11.4	10.5	11.0	6.0	6.7	6.2	4.9	6.0	1.0	1.1	1.0	0.0	1.0	11.0	48%	1	0	0	0	0	0.0	0.0	0.0	0.0	0.0	0.0	0.0	0.0	0.0	0.0	0.0	0.0	0.0	0.0	0.0
9/9/2006	6	1,123	17.0	18.0	16.8	15.6	19.7	12.0	12.7	11.9	10.3	14.7	7.0	7.4	6.9	5.0	9.7	6.0	26%	0	1	0	0	0	19.0	12.2	11.4	10.5	11.0	6.0	6.7	6.2	4.9	6.0	1.0	1.1	1.0	0.0	1.0
9/10/2006	7	1,112	10.0	10.9	10.1	8.4	10.0	5.0	5.5	5.1	3.0	5.0	0.0	0.0	0.0	0.0	0.0	9.0	26%	0	0	1	0	0	21.0	18.0	16.8	15.6	19.7	12.0	12.7	11.9	10.3	14.7	7.0	7.4	6.9	5.0	9.7
9/11/2006	1	1,277	9.0	9.5	8.9	8.0	9.0	4.0	4.2	4.0	2.7	4.0	0.0	0.0	0.0	0.0	0.0	6.0	54%	0	0	0	0	0	17.0	10.9	10.1	8.4	10.0	5.0	5.5	5.1	3.0	5.0	0.0	0.0	0.0	0.0	0.0
9/12/2006	2	1,360	10.0	10.4	9.8	8.0	10.0	5.0	5.2	4.9	2.8	5.0	0.0	0.0	0.0	0.0	0.0	4.0	28%	0	0	0	0	0	14.0	9.5	8.9	8.0	9.0	4.0	4.2	4.0	2.7	4.0	0.0	0.0	0.0	0.0	0.0
9/13/2006	3	946	1.0	1.1	1.0	0.0	1.0	0.0	0.0	0.0	0.0	0.0	0.0	0.0	0.0	0.0	0.0	7.0	20%	0	0	0	0	0	14.0	10.4	9.8	8.0	10.0	5.0	5.2	4.9	2.8	5.0	0.0	0.0	0.0	0.0	0.0
9/14/2006	4	1,164	0.0	0.0	0.0	0.0	0.0	0.0	0.0	0.0	0.0	0.0	0.0	0.0	0.0	0.0	0.0	14.0	26%	0	0	0	0	0	6.0	1.1	1.0	0.0	1.0	0.0	0.0	0.0	0.0	0.0	0.0	0.0	0.0	0.0	0.0
9/15/2006	5	1,232	0.0	0.0	0.0	0.0	0.0	0.0	0.0	0.0	0.0	0.0	0.0	0.0	0.0	0.0	0.0	15.0	68%	1	0	0	0	0	0.0	0.0	0.0	0.0	0.0	0.0	0.0	0.0	0.0	0.0	0.0	0.0	0.0	0.0	0.0
9/16/2006	6	2,009	0.0	0.0	0.0	0.0	0.0	0.0	0.0	0.0	0.0	0.0	0.0	0.0	0.0	0.0	0.0	11.0	85%	0	1	0	0	0	0.0	0.0	0.0	0.0	0.0	0.0	0.0	0.0	0.0	0.0	0.0	0.0	0.0	0.0	0.0
9/17/2006	7	2,425	10.0	11.0	10.3	10.9	10.0	5.0	5.5	5.1	5.4	5.0	0.0	0.0	0.0	0.0	0.0	10.0	97%	0	0	1	0	0	0.0	0.0	0.0	0.0	0.0	0.0	0.0	0.0	0.0	0.0	0.0	0.0	0.0	0.0	0.0
9/18/2006	1	2,596	21.0	23.3	21.8	23.2	26.8	16.0	17.8	16.6	17.7	21.8	11.0	12.2	11.4	12.1	16.8	11.0	98%	0	0	0	0	0	10.0	11.0	10.3	10.9	10.0	5.0	5.5	5.1	5.4	5.0	0.0	0.0	0.0	0.0	0.0
9/19/2006	2	1,798	21.0	23.9	22.6	23.7	27.8	16.0	18.2	17.2	18.0	22.8	11.0	12.5	11.8	12.3	17.8	14.0	93%	0	0	0	0	0	19.0	23.3	21.8	23.2	26.8	16.0	17.8	16.6	17.7	21.8	11.0	12.2	11.4	12.1	16.8
9/20/2006	3	1,525	17.0	18.0	16.8	16.4	19.7	12.0	12.7	11.9	11.1	14.7	7.0	7.4	6.9	5.8	9.7	6.0	52%	0	0	0	0	0	19.0	23.9	22.6	23.7	27.8	16.0	18.2	17.2	18.0	22.8	11.0	12.5	11.8	12.3	17.8
9/21/2006	4	1,284	16.0	17.6	16.4	16.5	20.2	11.0	12.1	11.3	11.0	15.2	6.0	6.6	6.2	5.5	10.2	10.0	67%	0	0	0	0	0	18.0	18.0	16.8	16.4	19.7	12.0	12.7	11.9	11.1	14.7	7.0	7.4	6.9	5.8	9.7
9/22/2006	5	2,157	11.0	12.5	11.8	12.5	11.0	6.0	6.8	6.5	6.8	6.0	1.0	1.1	1.1	1.1	1.0	14.0	100%	1	0	0	0	0	19.0	17.6	16.4	16.5	20.2	11.0	12.1	11.3	11.0	15.2	6.0	6.6	6.2	5.5	10.2
9/23/2006	6	2,948	13.0	14.6	13.7	13.9	13.0	8.0	9.0	8.4	8.3	8.0	3.0	3.4	3.2	2.7	3.0	12.0	80%	0	1	0	0	0	14.0	12.5	11.8	12.5	11.0	6.0	6.8	6.5	6.8	6.0	1.0	1.1	1.1	1.1	1.0
9/24/2006	7	2,132	14.0	15.3	14.2	13.4	14.0	9.0	9.8	9.1	7.9	9.0	4.0	4.4	4.1	2.5	4.0	9.0	43%	0	0	1	0	0	10.0	14.6	13.7	13.9	13.0	8.0	9.0	8.4	8.3	8.0	3.0	3.4	3.2	2.7	3.0
9/25/2006	1	1,596	12.0	13.4	12.6	11.2	12.0	7.0	7.8	7.4	5.6	7.0	2.0	2.2	2.1	0.0	2.0	12.0	32%	0	0	0	0	0	18.0	15.3	14.2	13.4	14.0	9.0	9.8	9.1	7.9	9.0	4.0	4.4	4.1	2.5	4.0
9/26/2006	2	1,893	13.0	14.3	13.3	13.4	13.0	8.0	8.8	8.2	7.9	8.0	3.0	3.3	3.1	2.4	3.0	10.0	74%	0	0	0	0	0	12.0	13.4	12.6	11.2	12.0	7.0	7.8	7.4	5.6	7.0	2.0	2.2	2.1	0.0	2.0
9/27/2006	3	2,242	19.0	20.9	19.5	19.7	23.9	14.0	15.4	14.4	14.2	18.9	9.0	9.9	9.2	8.7	13.9	10.0	65%	0	0	0	0	0	18.0	14.3	13.3	13.4	13.0	8.0	8.8	8.2	7.9	8.0	3.0	3.3	3.1	2.4	3.0
9/28/2006	4	2,290	22.0	23.5	21.9	23.1	26.2	17.0	18.2	16.9	17.8	21.2	12.0	12.8	11.9	12.4	16.2	7.0	87%	0	0	0	0	0	21.0	20.9	19.5	19.7	23.9	14.0	15.4	14.4	14.2	18.9	9.0	9.9	9.2	8.7	13.9
9/29/2006	5	1,757	16.0	17.4	16.2	16.9	19.8	11.0	12.0	11.1	11.5	14.8	6.0	6.5	6.1	6.0	9.8	9.0	84%	1	0	0	0	0	23.0	23.5	21.9	23.1	26.2	17.0	18.2	16.9	17.8	21.2	12.0	12.8	11.9	12.4	16.2
9/30/2006	6	1,879	15.0	16.2	15.0	14.3	15.0	10.0	10.8	10.0	8.9	10.0	5.0	5.4	5.0	3.5	5.0	8.0	43%	0	1	0	0	0	24.0	17.4	16.2	16.9	19.8	11.0	12.0	11.1	11.5	14.8	6.0	6.5	6.1	6.0	9.8
10/1/2006	7	1,254	8.0	8.7	8.1	6.0	8.0	3.0	3.3	3.0	0.5	3.0	0.0	0.0	0.0	0.0	0.0	9.0	18%	0	0	1	0	0	22.0	16.2	15.0	14.3	15.0	10.0	10.8	10.0	8.9	10.0	5.0	5.4	5.0	3.5	5.0
10/2/2006	1	1,222	6.0	6.3	5.9	4.5	6.0	1.0	1.1	1.0	0.0	1.0	0.0	0.0	0.0	0.0	0.0	5.0	45%	0	0	0	0	0	14.0	8.7	8.1	6.0	8.0	3.0	3.3	3.0	0.5	3.0	0.0	0.0	0.0	0.0	0.0
10/3/2006	2	2,613	14.0	15.1	14.0	14.7	14.0	9.0	9.7	9.0	9.3	9.0	4.0	4.3	4.0	3.9	4.0	8.0	86%	0	0	0	0	0	11.0	6.3	5.9	4.5	6.0	1.0	1.1	1.0	0.0	1.0	0.0	0.0	0.0	0.0	0.0
10/4/2006	3	2,495	18.0	18.9	17.7	16.4	20.3	13.0	13.7	12.8	11.1	15.3	8.0	8.4	7.9	5.9	10.3	5.0	24%	0	0	0	0	0	14.0	15.1	14.0	14.7	14.0	9.0	9.7	9.0	9.3	9.0	4.0	4.3	4.0	3.9	4.0
10/5/2006	4	2,130	18.0	18.9	17.7	16.4	20.3	13.0	13.7	12.8	11.1	15.3	8.0	8.4	7.9	5.9	10.3	5.0	24%	0	0	0	0	0	20.0	18.9	17.7	16.4	20.3	13.0	13.7	12.8	11.1	15.3	8.0	8.4	7.9	5.9	10.3
10/6/2006	5	1,307	8.0	9.3	8.8	7.8	8.0	3.0	3.5	3.3	2.0	3.0	0.0	0.0	0.0	0.0	0.0	16.0	57%	1	0	0	0	0	20.0	18.9	17.7	16.4	20.3	13.0	13.7	12.8	11.1	15.3	8.0	8.4	7.9	5.9	10.3
10/7/2006	6	1,134	0.0	0.0	0.0	0.0	0.0	0.0	0.0	0.0	0.0	0.0	0.0	0.0	0.0	0.0	0.0	15.0	38%	0	1	0	0	0	11.0	9.3	8.8	7.8	8.0	3.0	3.5	3.3	2.0	3.0	0.0	0.0	0.0	0.0	0.0
10/8/2006	7	2,182	11.0	12.9	12.2	10.8	11.0	6.0	7.0	6.7	4.9	6.0	1.0	1.2	1.1	0.0	1.0	17.0	37%	0	0	1	0	0	1.0	0.0	0.0	0.0	0.0	0.0	0.0	0.0	0.0	0.0	0.0	0.0	0.0	0.0	0.0
10/9/2006	1	2,597	27.0	28.1	26.3	25.9	30.0	22.0	22.9	21.5	20.7	25.0	17.0	17.7	16.6	15.5	20.0	4.0	36%	0	0	0	0	0	12.0	12.9	12.2	10.8	11.0	6.0	7.0	6.7	4.9	6.0	1.0	1.2	1.1	0.0	1.0
10/10/2006	2	2,932	24.0	26.4	24.6	24.9	30.1	19.0	20.9	19.5	19.4	25.1	14.0	15.4	14.4	13.9	20.1	10.0	56%	0	0	0	0	0	29.0	28.1	26.3	25.9	30.0	22.0	22.9	21.5	20.7	25.0	17.0	17.7	16.6	15.5	20.0
10/11/2006	3	4,416	38.0	44.8	42.8	43.5	50.9	33.0	38.9	37.1	37.6	45.9	28.0	33.0	31.5	31.7	40.9	18.0	61%	0	0	0	0	0	26.0	26.4	24.6	24.9	30.1	19.0	20.9	19.5	19.4	25.1	14.0	15.4	14.4	13.9	20.1
10/12/2006	4	4,476	37.0	44.8	43.0	44.7	50.6	32.0	38.7	37.2	38.7	45.6	27.0	32.7	31.4	32.6	40.6	21.0	99%	0	0	0	0	0	39.0	44.8	42.8	43.5	50.9	33.0	38.9	37.1	37.6	45.9	28.0	33.0	31.5	31.7	40.9
10/13/2006	5	4,304	31.0	39.4	38.4	39.3	44.1	26.0	33.0	32.2	33.0	39.1	21.0	26.7	26.0	26.6	34.1	27.0	99%	1	0	0	0	0	39.0	44.8	43.0	44.7	50.6	32.0	38.7	37.2	38.7	45.6	27.0	32.7	31.4	32.6	40.6
10/14/2006	6	3,470	29.0	32.8	30.8	30.8	37.6	24.0	27.1	25.5	25.2	32.6	19.0	21.5	20.2	19.5	27.6	13.0	41%	0	1	0	0	0	34.0	39.4	38.4	39.3	44.1	26.0	33.0	32.2	33.0	39.1	21.0	26.7	26.0	26.6	34.1
10/15/2006	7	2,523	25.0	26.5	24.7	25.2	29.2	20.0	21.2	19.8	19.9	24.2	15.0	15.9	14.8	14.6	19.2	6.0	60%	0	0	1	0	0	31.0	32.8	30.8	30.8	37.6	24.0	27.1	25.5	25.2	32.6	19.0	21.5	20.2	19.5	27.6
10/16/2006	1	2,295	17.0	18.7	17.4	18.5	21.4	12.0	13.2	12.3	13.0	16.4	7.0	7.7	7.2	7.5	11.4	10.0	94%	0	0	0	0	0	29.0	26.5	24.7	25.2	29.2	20.0	21.2	19.8	19.9	24.2	15.0	15.9	14.8	14.6	19.2
10/17/2006	2	3,482	22.0	24.4	22.8	24.4	28.0	17.0	18.9	17.6	18.9	23.0	12.0	13.3	12.5	13.3	18.0	11.0	100%	0	0	0	0	0	22.0	18.7	17.4	18.5	21.4	12.0	13.2	12.3	13.0	16.4	7.0	7.7	7.2	7.5	11.4
10/18/2006	3	4,051	31.0	35.0	32.9	35.0	40.1	26.0	29.4	27.6	29.4	35.1	21.0	23.7	22.3	23.7	30.1	13.0	100%	0	0	0	0	0	23.0	24.4	22.8	24.4	28.0	17.0	18.9	17.6	18.9	23.0	12.0	13.3	12.5	13.3	18.0
10/19/2006	4	3,461	30.0	32.1	29.8	31.3	35.9	25.0	26.8	24.8	26.0	30.9	20.0	21.4	19.9	20.6	25.9	7.0	77%	0	0	0	0	0	30.0	35.0	32.9	35.0	40.1	26.0	29.4	27.6	29.4	35.1	21.0	23.7	22.3	23.7	30.1
10/20/2006	5	4,397	33.0	34.7	32.4	34.6	37.9	28.0	29.4	27.5	29.4	32.9	23.0	24.2	22.6	24.1	27.9	5.0	99%	1	0	0	0	0	33.0	32.1	29.8	31.3	35.9	25.0	26.8	24.8	26.0	30.9	20.0	21.4	19.9	20.6	25.9
10/21/2006	6	4,693	38.0	41.4	38.5	40.6	46.9	33.0	36.0	33.4	35.2	41.9	28.0	30.5	28.4	29.7	36.9	9.0	76%	0	1	0	0	0	33.0	34.7	32.4	34.6	37.9	28.0	29.4	27.5	29.4	32.9	23.0	24.2	22.6	24.1	27.9
10/22/2006	7	4,215	36.0	39.6	36.9	39.6	45.0	31.0	34.1	31.8	34.1	40.0	26.0	28.6	26.7	28.6	35.0	10.0	99%	0	0	1	0	0	36.0	41.4	38.5	40.6	46.9	33.0	36.0	33.4	35.2	41.9	28.0	30.5	28.4	29.7	36.9
10/23/2006	1	3,145	34.0	37.1	34.4	36.6	42.0	29.0	31.6	29.4	31.1	37.0	24.0	26.2	24.3	25.7	32.0	9.0	86%	0	0	0	0	0	36.0	39.6	36.9	39.6	45.0	31.0	34.1	31.8	34.1	40.0	26.0	28.6	26.7	28.6	35.0
10/24/2006	2	4,231	31.0	32.6	30.4	31.0	35.6	26.0	27.3	25.5	25.7	30.6	21.0	22.1	20.6	20.5	25.6	5.0	53%	0	0	0	0	0	34.0	37.1	34.4	36.6	42.0	29.0	31.6	29.4	31.1	37.0	24.0	26.2	24.3	25.7	32.0
10/25/2006	3	3,905	21.0	22.9	21.3	20.5	26.0	16.0	17.4	16.2	15.1	21.0	11.0	12.0	11.1	9.6	16.0	9.0	29%	0	0	0	0	0	35.0	32.6	30.4	31.0	35.6	26.0	27.3	25.5	25.7	30.6	21.0	22.1	20.6	20.5	25.6
10/26/2006	4	3,319	26.0	27.3	25.5	26.1	29.7	21.0	22.1	20.6	20.8	24.7	16.0	16.8	15.7	15.6	19.7	5.0	63%	0	0	0	0	0	31.0	22.9	21.3	20.5	26.0	16.0	17.4	16.2	15.1	21.0	11.0	12.0	11.1	9.6	16.0
10/27/2006	5	3,210	24.0	26.6	24.9	24.5	30.5	19.0	21.1	19.7	19.0	25.5	14.0	15.5	14.5	13.4	20.5	11.0	36%	1	0	0	0	0	25.0	27.3	25.5	26.1	29.7	21.0	22.1	20.6	20.8	24.7	16.0	16.8	15.7	15.6	19.7
10/28/2006	6	3,918	27.0	30.0	28.0	28.0	34.3	22.0	24.4	22.8	22.5	29.3	17.0	18.9	17.6	16.9	24.3	11.0	41%	0	1	0	0	0	24.0	26.6	24.9	24.5	30.5	19.0	21.1	19.7	19.0	25.5	14.0	15.5	14.5	13.4	20.5
10/29/2006	7	3,255	27.0	28.6	26.7	26.8	31.6	22.0	23.3	21.7	21.5	26.6	17.0	18.0	16.8	16.2	21.6	6.0	46%	0	0	1	0	0	31.0	30.0	28.0	28.0	34.3	22.0	24.4	22.8	22.5	29.3	17.0	18.9	17.6	16.9	24.3
10/30/2006	1	4,275	28.0	32.2	30.5	30.8	37.0	23.0	26.5	25.0	25.1	32.0	18.0	20.7	19.6	19.3	27.0	15.0	59%	0	0	0	0	0	36.0	28.6	26.7	26.8	31.6	22.0	23.3	21.7	21.5	26.6	17.0	18.0	16.8	16.2	21.6
10/31/2006	2	5,641	41.0	48.4	46.1	48.4	54.8	36.0	42.5	40.5	42.5	49.8	31.0	36.6	34.9	36.6	44.8	18.0	100%	0	0	0	0	0	29.0	32.2	30.5	30.8	37.0	23.0	26.5	25.0	25.1	32.0	18.0	20.7	19.6	19.3	27.0
11/1/2006	3	5,297	42.0	47.9	45.2	47.9	54.5	37.0	42.2	39.8	42.2	49.5	32.0	36.5	34.4	36.5	44.5	14.0	100%	0	0	0	0	0	38.0	48.4	46.1	48.4	54.8	36.0	42.5	40.5	42.5	49.8	31.0	36.6	34.9	36.6	44.8
11/2/2006	4	5,200	42.0	47.0	44.1	46.7	53.5	37.0	41.4	38.9	41.1	48.5	32.0	35.8	33.6	35.5	43.5	12.0	89%	0	0	0	0	0	41.0	47.9	45.2	47.9	54.5	37.0	42.2	39.8	42.2	49.5	32.0	36.5	34.4	36.5	44.5
11/3/2006	5	4,669	42.0	44.5	41.5	44.3	49.5	37.0	39.2	36.5	39.0	44.5	32.0	33.9	31.6	33.7	39.5	6.0	93%	1	0	0	0	0	41.0	47.0	44.1	46.7	53.5	37.0	41.4	38.9	41.1	48.5	32.0	35.8	33.6	35.5	43.5
11/4/2006	6	3,886	34.0	36.0	33.6	35.6	40.0	29.0	30.7	28.6	30.3	35.0	24.0	25.4	23.7	25.0	30.0	6.0	88%	0	1	0	0	0	43.0	44.5	41.5	44.3	49.5	37.0	39.2	36.5	39.0	44.5	32.0	33.9	31.6	33.7	39.5
11/5/2006	7	2,686	19.0	20.3	18.9	18.7	22.6	14.0	15.0	13.9	13.4	17.6	9.0	9.6	8.9	8.0	12.6	7.0	52%	0	0	1	0	0	43.0	36.0	33.6	35.6	40.0	29.0	30.7	28.6	30.3	35.0	24.0	25.4	23.7	25.0	30.0
11/6/2006	1	2,420	18.0	18.9	17.7	17.3	20.3	13.0	13.7	12.8	12.1	15.3	8.0	8.4	7.9	6.8	10.3	5.0	52%	0	0	0	0	0	24.0	20.3	18.9	18.7	22.6	14.0	15.0	13.9	13.4	17.6	9.0	9.6	8.9	8.0	12.6
11/7/2006	2	3,611	24.0	25.4	23.7	24.9	28.1	19.0	20.1	18.8	19.6	23.1	14.0	14.8	13.8	14.3	18.1	6.0	83%	0	0	0	0	0	20.0	18.9	17.7	17.3	20.3	13.0	13.7	12.8	12.1	15.3	8.0	8.4	7.9	6.8	10.3
11/8/2006	3	3,490	15.0	16.5	15.4	15.8	15.0	10.0	11.0	10.3	10.3	10.0	5.0	5.5	5.1	4.8	5.0	10.0	79%	0	0	0	0	0	24.0	25.4	23.7	24.9	28.1	19.0	20.1	18.8	19.6	23.1	14.0	14.8	13.8	14.3	18.1
11/9/2006	4	4,955	33.0	37.3	35.1	37.0	42.6	28.0	31.6	29.8	31.4	37.6	23.0	26.0	24.4	25.7	32.6	13.0	92%	0	0	0	0	0	18.0	16.5	15.4	15.8	15.0	10.0	11.0	10.3	10.3	10.0	5.0	5.5	5.1	4.8	5.0
11/10/2006	5	5,462	43.0	46.4	43.0	45.6	52.3	38.0	41.0	38.0	40.2	47.3	33.0	35.6	33.0	34.8	42.3	8.0	75%	1	0	0	0	0	36.0	37.3	35.1	37.0	42.6	28.0	31.6	29.8	31.4	37.6	23.0	26.0	24.4	25.7	32.6
11/11/2006	6	4,621	45.0	49.5	46.1	49.0	56.1	40.0	44.0	41.0	43.5	51.1	35.0	38.5	35.9	38.0	46.1	10.0	84%	0	1	0	0	0	42.0	46.4	43.0	45.6	52.3	38.0	41.0	38.0	40.2	47.3	33.0	35.6	33.0	34.8	42.3
11/12/2006	7	3,998	33.0	36.3	33.8	36.1	41.3	28.0	30.8	28.7	30.6	36.3	23.0	25.3	23.6	25.1	31.3	10.0	95%	0	0	1	0	0	41.0	49.5	46.1	49.0	56.1	40.0	44.0	41.0	43.5	51.1	35.0	38.5	35.9	38.0	46.1
11/13/2006	1	3,871	30.0	32.7	30.4	32.0	37.1	25.0	27.3	25.3	26.6	32.1	20.0	21.8	20.3	21.1	27.1	9.0	79%	0	0	0	0	0	35.0	36.3	33.8	36.1	41.3	28.0	30.8	28.7	30.6	36.3	23.0	25.3	23.6	25.1	31.3
11/14/2006	2	3,584	25.0	28.3	26.6	27.1	32.5	20.0	22.6	21.3	21.4	27.5	15.0	17.0	15.9	15.8	22.5	13.0	65%	0	0	0	0	0	35.0	32.7	30.4	32.0	37.1	25.0	27.3	25.3	26.6	32.1	20.0	21.8	20.3	21.1	27.1
11/15/2006	3	4,855	34.0	36.4	33.8	35.9	40.7	29.0	31.0	28.8	30.6	35.7	24.0	25.7	23.9	25.2	30.7	7.0	87%	0	0	0	0	0	30.0	28.3	26.6	27.1	32.5	20.0	22.6	21.3	21.4	27.5	15.0	17.0	15.9	15.8	22.5
11/16/2006	4	4,491	39.0	41.7	38.8	41.6	46.7	34.0	36.4	33.8	36.2	41.7	29.0	31.0	28.8	30.9	36.7	7.0	96%	0	0	0	0	0	36.0	36.4	33.8	35.9	40.7	29.0	31.0	28.8	30.6	35.7	24.0	25.7	23.9	25.2	30.7
11/17/2006	5	4,439	34.0	37.1	34.4	37.0	42.0	29.0	31.6	29.4	31.5	37.0	24.0	26.2	24.3	26.1	32.0	9.0	98%	1	0	0	0	0	38.0	41.7	38.8	41.6	46.7	34.0	36.4	33.8	36.2	41.7	29.0	31.0	28.8	30.9	36.7
11/18/2006	6	4,466	37.0	37.7	35.6	36.1	37.0	32.0	32.6	30.8	31.0	32.0	27.0	27.5	26.0	25.9	27.0	2.0	50%	0	1	0	0	0	36.0	37.1	34.4	37.0	42.0	29.0	31.6	29.4	31.5	37.0	24.0	26.2	24.3	26.1	32.0
11/19/2006	7	4,251	34.0	35.4	33.2	33.4	38.1	29.0	30.2	28.3	28.2	33.1	24.0	25.0	23.4	23.0	28.1	4.0	42%	0	0	1	0	0	41.0	37.7	35.6	36.1	37.0	32.0	32.6	30.8	31.0	32.0	27.0	27.5	26.0	25.9	27.0
11/20/2006	1	3,788	34.0	37.1	34.4	36.9	42.0	29.0	31.6	29.4	31.4	37.0	24.0	26.2	24.3	26.0	32.0	9.0	94%	0	0	0	0	0	39.0	35.4	33.2	33.4	38.1	29.0	30.2	28.3	28.2	33.1	24.0	25.0	23.4	23.0	28.1

11/21/2006	2	2,758	20.0	21.0	19.6	19.6	22.7	15.0	15.8	14.7	14.4	17.7	10.0	10.5	9.8	9.1	12.7	5.0	58%	0	0	0	0	0	41.0	37.1	34.4	36.9	42.0	29.0	31.6	29.4	31.4	37.0	24.0	26.2	24.3	26.0	32.0
11/22/2006	3	3,160	18.0	19.6	18.2	17.3	22.3	13.0	14.2	13.2	11.9	17.3	8.0	8.7	8.1	6.4	12.3	9.0	31%	0	0	0	0	0	28.0	21.0	19.6	19.6	22.7	15.0	15.8	14.7	14.4	17.7	10.0	10.5	9.8	9.1	12.7
11/23/2006	4	3,271	32.0	35.5	33.2	35.3	40.5	27.0	30.0	28.0	29.8	35.5	22.0	24.4	22.8	24.2	30.5	11.0	94%	1	0	0	0	0	20.0	19.6	18.2	17.3	22.3	13.0	14.2	13.2	11.9	17.3	8.0	8.7	8.1	6.4	12.3
11/24/2006	5	3,460	24.0	26.4	24.6	24.4	30.1	19.0	20.9	19.5	18.9	25.1	14.0	15.4	14.4	13.4	20.1	10.0	39%	0	1	0	0	0	36.0	35.5	33.2	35.3	40.5	27.0	30.0	28.0	29.8	35.5	22.0	24.4	22.8	24.2	30.5
11/25/2006	6	4,698	38.0	41.0	38.0	39.2	46.2	33.0	35.6	33.0	33.8	41.2	28.0	30.2	28.0	28.4	36.2	8.0	46%	0	1	0	0	0	26.0	26.4	24.6	24.4	30.1	19.0	20.9	19.5	18.9	25.1	14.0	15.4	14.4	13.4	20.1
11/26/2006	7	5,317	43.0	46.4	43.0	45.8	52.3	38.0	41.0	38.0	40.4	47.3	33.0	35.6	33.0	35.0	42.3	8.0	80%	0	0	1	0	0	39.0	41.0	38.0	39.2	46.2	33.0	35.6	33.0	33.8	41.2	28.0	30.2	28.0	28.4	36.2
11/27/2006	1	4,736	40.0	44.4	41.5	44.4	50.5	35.0	38.9	36.3	38.9	45.5	30.0	33.3	31.1	33.3	40.5	11.0	100%	0	0	0	0	0	44.0	46.4	43.0	45.8	52.3	38.0	41.0	38.0	40.4	47.3	33.0	35.6	33.0	35.0	42.3
11/28/2006	2	4,705	33.0	37.6	35.5	37.6	43.0	28.0	31.9	30.1	31.9	38.0	23.0	26.2	24.7	26.2	33.0	14.0	100%	0	0	0	0	0	43.0	44.4	41.5	44.4	50.5	35.0	38.9	36.3	38.9	45.5	30.0	33.3	31.1	33.3	40.5
11/29/2006	3	7,477	51.0	58.7	55.5	56.7	66.5	46.0	52.9	50.0	50.9	61.5	41.0	47.2	44.6	45.2	56.5	15.0	41%	0	0	0	0	0	34.0	37.6	35.5	37.6	43.0	28.0	31.9	30.1	31.9	38.0	23.0	26.2	24.7	26.2	33.0
11/30/2006	4	6,911	58.0	60.3	56.6	57.6	65.8	53.0	55.1	51.7	52.4	60.8	48.0	49.9	46.8	47.2	55.8	4.0	19%	0	0	0	0	0	49.0	58.7	55.5	56.7	66.5	46.0	52.9	50.0	50.9	61.5	41.0	47.2	44.6	45.2	56.5
12/1/2006	5	6,363	54.0	58.3	54.0	58.0	65.7	49.0	52.9	49.0	52.6	60.7	44.0	47.5	44.0	47.2	55.7	8.0	90%	1	0	0	1	0	60.0	60.3	56.6	57.6	65.8	53.0	55.1	51.7	52.4	60.8	48.0	49.9	46.8	47.2	55.8
12/2/2006	6	7,018	55.0	62.2	58.4	62.1	70.5	50.0	56.5	53.1	56.5	65.5	45.0	50.9	47.8	50.8	60.5	13.0	99%	0	1	0	1	0	57.0	58.3	54.0	58.0	65.7	49.0	52.9	49.0	52.6	60.7	44.0	47.5	44.0	47.2	55.7
12/3/2006	7	6,895	61.0	66.5	61.8	66.0	75.2	56.0	61.0	56.7	60.5	70.2	51.0	55.6	51.6	55.1	65.2	9.0	84%	0	0	1	1	0	55.0	62.2	58.4	62.1	70.5	50.0	56.5	53.1	56.5	65.5	45.0	50.9	47.8	50.8	60.5
12/4/2006	1	7,916	62.0	68.8	64.3	67.7	78.0	57.0	63.3	59.1	62.2	73.0	52.0	57.7	54.0	56.6	68.0	11.0	67%	0	0	0	1	0	67.0	66.5	61.8	66.0	75.2	56.0	61.0	56.7	60.5	70.2	51.0	55.6	51.6	55.1	65.2
12/5/2006	2	6,240	52.0	57.7	54.0	57.6	65.5	47.0	52.2	48.8	52.1	60.5	42.0	46.6	43.6	46.5	55.5	11.0	97%	0	0	0	1	0	65.0	68.8	64.3	67.7	78.0	57.0	63.3	59.1	62.2	73.0	52.0	57.7	54.0	56.6	68.0
12/6/2006	3	7,966	62.0	70.1	65.9	68.8	79.4	57.0	64.4	60.6	63.1	74.4	52.0	58.8	55.3	57.5	69.4	13.0	61%	0	0	0	1	0	63.0	57.7	54.0	57.6	65.5	47.0	52.2	48.8	52.1	60.5	42.0	46.6	43.6	46.5	55.5
12/7/2006	4	7,208	63.0	67.4	62.6	65.3	75.7	58.0	62.1	57.6	60.0	70.7	53.0	56.7	52.7	54.6	65.7	7.0	38%	0	0	0	1	0	61.0	70.1	65.9	68.8	79.4	57.0	64.4	60.6	63.1	74.4	52.0	58.8	55.3	57.5	69.4
12/8/2006	5	5,057	40.0	43.2	40.0	42.1	48.7	35.0	37.8	35.0	36.7	43.7	30.0	32.4	30.0	31.3	38.7	8.0	68%	1	0	0	1	0	67.0	67.4	62.6	65.3	75.7	58.0	62.1	57.6	60.0	70.7	53.0	56.7	52.7	54.6	65.7
12/9/2006	6	4,522	29.0	30.5	28.5	28.3	33.2	24.0	25.2	23.6	23.1	28.2	19.0	20.0	18.6	17.8	23.2	5.0	36%	0	1	0	1	0	45.0	43.2	40.0	42.1	48.7	35.0	37.8	35.0	36.7	43.7	30.0	32.4	30.0	31.3	38.7
12/10/2006	7	4,279	36.0	38.2	35.6	36.6	42.3	31.0	32.9	30.6	31.3	37.3	26.0	27.6	25.7	26.0	32.3	6.0	54%	0	0	1	1	0	37.0	30.5	28.5	28.3	33.2	24.0	25.2	23.6	23.1	28.2	19.0	20.0	18.6	17.8	23.2
12/11/2006	1	4,131	32.0	34.2	31.8	34.2	38.3	27.0	28.9	26.8	28.9	33.3	22.0	23.5	21.9	23.5	28.3	7.0	100%	0	0	0	1	0	46.0	38.2	35.6	36.6	42.3	31.0	32.9	30.6	31.3	37.3	26.0	27.6	25.7	26.0	32.3
12/12/2006	2	5,310	34.0	35.7	33.4	35.7	39.1	29.0	30.5	28.5	30.5	34.1	24.0	25.2	23.6	25.2	29.1	5.0	100%	0	0	0	1	0	35.0	34.2	31.8	34.2	38.3	27.0	28.9	26.8	28.9	33.3	22.0	23.5	21.9	23.5	28.3
12/13/2006	3	4,806	32.0	35.2	32.8	33.5	40.0	27.0	29.7	27.7	28.0	35.0	22.0	24.2	22.6	22.5	30.0	10.0	50%	0	0	0	1	0	32.0	35.7	33.4	35.7	39.1	29.0	30.5	28.5	30.5	34.1	24.0	25.2	23.6	25.2	29.1
12/14/2006	4	5,233	34.0	38.1	35.7	38.0	43.5	29.0	32.5	30.5	32.4	38.5	24.0	26.9	25.2	26.8	33.5	12.0	98%	0	0	0	1	0	35.0	35.2	32.8	33.5	40.0	27.0	29.7	27.7	28.0	35.0	22.0	24.2	22.6	22.5	30.0
12/15/2006	5	5,439	38.0	41.8	39.0	41.7	47.5	33.0	36.3	33.8	36.2	42.5	28.0	30.8	28.7	30.7	37.5	10.0	97%	1	0	0	1	0	36.0	38.1	35.7	38.0	43.5	29.0	32.5	30.5	32.4	38.5	24.0	26.9	25.2	26.8	33.5
12/16/2006	6	4,976	33.0	37.0	34.7	36.2	42.2	28.0	31.4	29.4	30.6	37.2	23.0	25.8	24.2	25.0	32.2	12.0	76%	0	1	0	1	0	42.0	41.8	39.0	41.7	47.5	33.0	36.3	33.8	36.2	42.5	28.0	30.8	28.7	30.7	37.5
12/17/2006	7	5,713	41.0	47.2	44.6	46.5	53.7	36.0	41.4	39.2	40.7	48.7	31.0	35.7	33.7	35.0	43.7	15.0	79%	0	0	1	1	0	35.0	37.0	34.7	36.2	42.2	28.0	31.4	29.4	30.6	37.2	23.0	25.8	24.2	25.0	32.2
12/18/2006	1	5,444	44.0	47.5	44.0	45.3	53.5	39.0	42.1	39.0	39.9	48.5	34.0	36.7	34.0	34.5	43.5	8.0	33%	0	0	0	1	0	46.0	47.2	44.6	46.5	53.7	36.0	41.4	39.2	40.7	48.7	31.0	35.7	33.7	35.0	43.7
12/19/2006	2	4,565	34.0	37.1	34.4	34.7	42.0	29.0	31.6	29.4	29.3	37.0	24.0	26.2	24.3	23.8	32.0	9.0	30%	0	0	0	1	0	54.0	47.5	44.0	45.3	53.5	39.0	42.1	39.0	39.9	48.5	34.0	36.7	34.0	34.5	43.5
12/20/2006	3	5,494	37.0	39.6	36.8	37.7	44.3	32.0	34.2	31.8	32.3	39.3	27.0	28.9	26.8	27.0	34.3	7.0	42%	0	0	0	1	0	42.0	37.1	34.4	34.7	42.0	29.0	31.6	29.4	29.3	37.0	24.0	26.2	24.3	23.8	32.0
12/21/2006	4	4,746	45.0	46.4	43.6	45.2	45.0	40.0	41.2	38.8	40.1	40.0	35.0	36.1	33.9	34.9	35.0	3.0	66%	0	0	0	1	0	39.0	39.6	36.8	37.7	44.3	32.0	34.2	31.8	32.3	39.3	27.0	28.9	26.8	27.0	34.3
12/22/2006	5	4,576	36.0	37.8	35.3	37.8	41.4	31.0	32.6	30.4	32.5	36.4	26.0	27.3	25.5	27.3	31.4	5.0	99%	1	0	0	1	0	51.0	46.4	43.6	45.2	45.0	40.0	41.2	38.8	40.1	40.0	35.0	36.1	33.9	34.9	35.0
12/23/2006	6	4,748	37.0	40.0	37.0	38.4	45.0	32.0	34.6	32.0	33.0	40.0	27.0	29.2	27.0	27.6	35.0	8.0	52%	0	1	0	1	0	41.0	37.8	35.3	37.8	41.4	31.0	32.6	30.4	32.5	36.4	26.0	27.3	25.5	27.3	31.4
12/24/2006	7	4,178	37.0	41.1	38.4	40.1	46.8	32.0	35.5	33.2	34.5	41.8	27.0	30.0	28.0	29.0	36.8	11.0	70%	0	1	0	1	0	41.0	40.0	37.0	38.4	45.0	32.0	34.6	32.0	33.0	40.0	27.0	29.2	27.0	27.6	35.0
12/25/2006	1	4,949	45.0	48.2	44.7	46.6	54.0	40.0	42.8	39.8	41.2	49.0	35.0	37.5	34.8	35.9	44.0	7.0	52%	0	0	1	1	0	41.0	41.1	38.4	40.1	46.8	32.0	35.5	33.2	34.5	41.8	27.0	30.0	28.0	29.0	36.8
12/26/2006	2	4,640	40.0	44.0	41.0	42.1	49.9	35.0	38.5	35.9	36.6	44.9	30.0	33.0	30.8	31.1	39.9	10.0	44%	0	0	0	1	0	51.0	48.2	44.7	46.6	54.0	40.0	42.8	39.8	41.2	49.0	35.0	37.5	34.8	35.9	44.0
12/27/2006	3	4,539	38.0	39.5	37.1	38.6	42.7	33.0	34.3	32.2	33.4	37.7	28.0	29.1	27.3	28.2	32.7	4.0	71%	0	0	0	1	0	49.0	44.0	41.0	42.1	49.9	35.0	38.5	35.9	36.6	44.9	30.0	33.0	30.8	31.1	39.9
12/28/2006	4	4,406	38.0	40.7	37.8	40.2	45.5	33.0	35.3	32.8	34.8	40.5	28.0	30.0	27.8	29.5	35.5	7.0	85%	0	0	0	1	0	51.0	39.5	37.1	38.6	42.7	33.0	34.3	32.2	33.4	37.7	28.0	29.1	27.3	28.2	32.7
12/29/2006	5	4,600	36.0	37.8	35.3	37.8	41.4	31.0	32.6	30.4	32.6	36.4	26.0	27.3	25.5	27.3	31.4	5.0	100%	1	0	0	1	0	49.0	40.7	37.8	40.2	45.5	33.0	35.3	32.8	34.8	40.5	28.0	30.0	27.8	29.5	35.5
12/30/2006	6	4,346	34.0	37.1	34.4	37.1	42.0	29.0	31.6	29.4	31.6	37.0	24.0	26.2	24.3	26.2	32.0	9.0	100%	0	1	0	1	0	37.0	37.8	35.3	37.8	41.4	31.0	32.6	30.4	32.6	36.4	26.0	27.3	25.5	27.3	31.4
12/31/2006	7	6,138	38.0	42.9	40.4	42.2	49.0	33.0	37.3	35.1	36.6	44.0	28.0	31.6	29.8	30.9	39.0	13.0	78%	0	1	0	1	0	36.0	37.1	34.4	37.1	42.0	29.0	31.6	29.4	31.6	37.0	24.0	26.2	24.3	26.2	32.0
1/1/2007	1	5,977	44.0	47.5	44.0	44.9	53.5	39.0	42.1	39.0	39.5	48.5	34.0	36.7	34.0	34.1	43.5	8.0	21%	0	0	1	0	0	38.0	42.9	40.4	42.2	49.0	33.0	37.3	35.1	36.6	44.0	28.0	31.6	29.8	30.9	39.0
1/2/2007	2	5,449	39.0	42.5	39.5	40.4	48.1	34.0	37.1	34.4	35.0	43.1	29.0	31.6	29.4	29.5	38.1	9.0	38%	0	0	0	0	0	45.0	47.5	44.0	44.9	53.5	39.0	42.1	39.0	39.5	48.5	34.0	36.7	34.0	34.1	43.5
1/3/2007	3	4,601	30.0	32.4	30.0	31.9	36.5	25.0	27.0	25.0	26.5	31.5	20.0	21.6	20.0	21.1	26.5	8.0	85%	0	0	0	0	0	42.0	42.5	39.5	40.4	48.1	34.0	37.1	34.4	35.0	43.1	29.0	31.6	29.4	29.5	38.1
1/4/2007	4	4,355	25.0	26.5	24.7	25.8	29.2	20.0	21.2	19.8	20.5	24.2	15.0	15.9	14.8	15.2	19.2	6.0	79%	0	0	0	0	0	32.0	32.4	30.0	31.9	36.5	25.0	27.0	25.0	26.5	31.5	20.0	21.6	20.0	21.1	26.5
1/5/2007	5	4,543	34.0	37.7	35.3	37.7	43.0	29.0	32.2	30.1	32.2	38.0	24.0	26.6	24.9	26.6	33.0	11.0	100%	1	0	0	0	0	31.0	26.5	24.7	25.8	29.2	20.0	21.2	19.8	20.5	24.2	15.0	15.9	14.8	15.2	19.2
1/6/2007	6	4,679	37.0	40.7	37.9	40.5	46.2	32.0	35.2	32.8	35.0	41.2	27.0	29.7	27.7	29.5	36.2	10.0	93%	0	1	0	0	0	35.0	37.7	35.3	37.7	43.0	29.0	32.2	30.1	32.2	38.0	24.0	26.6	24.9	26.6	33.0
1/7/2007	7	5,793	42.0	47.5	44.6	46.9	54.0	37.0	41.8	39.3	41.2	49.0	32.0	36.2	34.0	35.6	44.0	13.0	83%	0	0	1	0	0	38.0	40.7	37.9	40.5	46.2	32.0	35.2	32.8	35.0	41.2	27.0	29.7	27.7	29.5	36.2
1/8/2007	1	6,072	48.0	50.9	47.4	48.4	56.6	43.0	45.6	42.5	43.1	51.6	38.0	40.3	37.5	37.8	46.6	6.0	25%	0	0	0	0	0	43.0	47.5	44.6	46.9	54.0	37.0	41.8	39.3	41.2	49.0	32.0	36.2	34.0	35.6	44.0
1/9/2007	2	6,691	53.0	59.4	55.7	57.9	67.4	48.0	53.8	50.4	52.3	62.4	43.0	48.2	45.2	46.7	57.4	12.0	55%	0	0	0	0	0	53.0	50.9	47.4	48.4	56.6	43.0	45.6	42.5	43.1	51.6	38.0	40.3	37.5	37.8	46.6
1/10/2007	3	5,549	48.0	53.8	50.4	53.6	61.1	43.0	48.2	45.2	48.0	56.1	38.0	42.6	39.9	42.4	51.1	12.0	94%	0	0	0	0	0	64.0	59.4	55.7	57.9	67.4	48.0	53.8	50.4	52.3	62.4	43.0	48.2	45.2	46.7	57.4
1/11/2007	4	7,816	55.0	62.2	58.4	61.9	70.5	50.0	56.5	53.1	56.2	65.5	45.0	50.9	47.8	50.6	60.5	13.0	92%	0	0	0	0	0	58.0	53.8	50.4	53.6	61.1	43.0	48.2	45.2	48.0	56.1	38.0	42.6	39.9	42.4	51.1
1/12/2007	5	9,186	72.0	77.8	72.0	75.5	87.6	67.0	72.4	67.0	70.1	82.6	62.0	67.0	62.0	64.7	77.6	8.0	32%	1	0	0	0	0	53.0	62.2	58.4	61.9	70.5	50.0	56.5	53.1	56.2	65.5	45.0	50.9	47.8	50.6	60.5
1/13/2007	6	7,955	68.0	70.7	66.3	68.4	77.4	63.0	65.5	61.4	63.2	72.4	58.0	60.3	56.6	58.0	67.4	4.0	30%	0	1	0	0	0	74.0	77.8	72.0	75.5	87.6	67.0	72.4	67.0	70.1	82.6	62.0	67.0	62.0	64.7	77.6
1/14/2007	7	8,053	66.0	70.6	65.6	68.5	79.3	61.0	65.3	60.6	63.1	74.3	56.0	59.9	55.7	57.8	69.3	7.0	35%	0	0	1	0	0	70.0	70.7	66.3	68.4	77.4	63.0	65.5	61.4	63.2	72.4	58.0	60.3	56.6	58.0	67.4
1/15/2007	1	8,639	68.0	70.7	66.3	68.4	77.4	63.0	65.5	61.4	63.2	72.4	58.0	60.3	56.6	58.0	67.4	4.0	29%	0	0	0	0	0	68.0	70.6	65.6	68.5	79.3	61.0	65.3	60.6	63.1	74.3	56.0	59.9	55.7	57.8	69.3
1/16/2007	2	7,598	64.0	67.8	63.2	65.5	75.7	59.0	62.5	58.3	60.2	70.7	54.0	57.2	53.3	54.9	65.7	6.0	31%	0	0	0	0	0	71.0	70.7	66.3	68.4	77.4	63.0	65.5	61.4	63.2	72.4	58.0	60.3	56.6	58.0	67.4
1/17/2007	3	6,282	47.0	51.7	48.2	50.0	58.6	42.0	46.2	43.1	44.5	53.6	37.0	40.7	37.9	39.0	48.6	10.0	49%	0	0	0	0	0	70.0	67.8	63.2	65.5	75.7	59.0	62.5	58.3	60.2	70.7	54.0	57.2	53.3	54.9	65.7
1/18/2007	4	6,594	48.0	52.8	49.2	51.8	59.9	43.0	47.3	44.1	46.3	54.9	38.0	41.8	39.0	40.8	49.9	10.0	69%	0	0	0	0	0	47.0	51.7	48.2	50.0	58.6	42.0	46.2	43.1	44.5	53.6	37.0	40.7	37.9	39.0	48.6
1/19/2007	5	7,919	60.0	64.8	60.0	62.2	73.0	55.0	59.4	55.0	56.8	68.0	50.0	54.0	50.0	51.4	63.0	8.0	21%	1	0	0	0	0	50.0	52.8	49.2	51.8	59.9	43.0	47.3	44.1	46.3	54.9	38.0	41.8	39.0	40.8	49.9
1/20/2007	6	5,917	51.0	56.6	52.9	55.5	64.2	46.0	51.1	47.7	50.0	59.2	41.0	45.5	42.5	44.4	54.2	11.0	67%	0	1	0	0	0	66.0	64.8	60.0	62.2	73.0	55.0	59.4	55.0	56.8	68.0	50.0	54.0	50.0	51.4	63.0
1/21/2007	7	6,653	49.0	51.5	48.1	50.1	56.7	44.0	46.2	43.2	44.9	51.7	39.0	41.0	38.3	39.6	46.7	5.0	60%	0	0	1	0	0	54.0	56.6	52.9	55.5	64.2	46.0	51.1	47.7	50.0	59.2	41.0	45.5	42.5	44.4	54.2
1/22/2007	1	6,444	44.0	48.4	45.1	47.0	54.9	39.0	42.9	40.0	41.5	49.9	34.0	37.4	34.9	36.0	44.9	10.0	58%	0	0	0	0	0	49.0	51.5	48.1	50.1	56.7	44.0	46.2	43.2	44.9	51.7	39.0	41.0	38.3	39.6	46.7
1/23/2007	2	6,300	51.0	55.1	51.0	54.0	62.1	46.0	49.7	46.0	48.6	57.1	41.0	44.3	41.0	43.2	52.1	8.0	69%	0	0	0	0	0	46.0	48.4	45.1	47.0	54.9	39.0	42.9	40.0	41.5	49.9	34.0	37.4	34.9	36.0	44.9
1/24/2007	3	6,795	50.0	54.0	50.0	53.6	60.9	45.0	48.6	45.0	48.2	55.9	40.0	43.2	40.0	42.8	50.9	8.0	89%	0	0	0	0	0	57.0	55.1	51.0	54.0	62.1	46.0	49.7	46.0	48.6	57.1	41.0	44.3	41.0	43.2	52.1
1/25/2007	4	5,990	55.0	58.3	54.3	57.4	65.0	50.0	53.0	49.4	52.1	60.0	45.0	47.7	44.4	46.8	55.0	6.0	72%	0	0	0	0	0	61.0	54.0	50.0	53.6	60.9	45.0	48.6	45.0	48.2	55.9	40.0	43.2	40.0	42.8	50.9
1/26/2007	5	5,439	38.0	42.9	40.4	42.1	49.0	33.0	37.3	35.1	36.4	44.0	28.0	31.6	29.8	30.8	39.0	13.0	74%	1	0	0	0	0	64.0	58.3	54.3	57.4	65.0	50.0	53.0	49.4	52.1	60.0	45.0	47.7	44.4	46.8	55.0
1/27/2007	6	8,411	59.0	67.9	64.2	66.8	76.7	54.0	62.1	58.7	61.1	71.7	49.0	56.4	53.3	55.3	66.7	15.0	69%	0	1	0	0	0	43.0	42.9	40.4	42.1	49.0	33.0	37.3	35.1	36.4	44.0	28.0	31.6	29.8	30.8	39.0
1/28/2007	7	7,505	69.0	73.1	68.1	72.5	81.6	64.0	67.8	63.2	67.2	76.6	59.0	62.5	58.3	61.9	71.6	6.0	80%	0	0	1	0	0	61.0	67.9	64.2	66.8	76.7	54.0	62.1	58.7	61.1	71.7	49.0	56.4	53.3	55.3	66.7
1/29/2007	1	7,991	62.0	69.4	65.1	69.3	78.7	57.0	63.8	59.9	63.7	73.7	52.0	58.2	54.6	58.1	68.7	12.0	97%	0	0	0	0	0	74.0	73.1	68.1	72.5	81.6	64.0	67.8	63.2	67.2	76.6	59.0	62.5	58.3	61.9	71.6
1/30/2007	2	7,653	66.0	71.9	66.8	70.0	81.3	61.0	66.5	61.8	64.5	76.3	56.0	61.0	56.7	59.1	71.3	9.0	41%	0	0	0	0	0	60.0	69.4	65.1	69.3	78.7	57.0	63.8	59.9	63.7	73.7	52.0	58.2	54.6	58.1	68.7
1/31/2007	3	7,775	62.0	66.3	61.6	65.6	74.5	57.0	61.0	56.6	60.2	69.5	52.0	55.6	51.7	54.9	64.5	7.0	77%	0	0	0	0	0	68.0	71.9	66.8	70.0	81.3	61.0	66.5	61.8	64.5	76.3	56.0	61.0	56.7	59.1	71.3
2/1/2007	4	8,684	69.0	75.2	69.9	74.3	85.0	64.0	69.8	64.8	68.9	80.0	59.0	64.3	59.7	63.4	75.0	9.0	73%	0	0	0	0	1	62.0	66.3	61.6	65.6	74.5	57.0	61.0	56.6	60.2	69.5	52.0	55.6	51.7	54.9	64.5
2/2/2007	5	9,254	72.0	78.5	72.9	77.0	88.7	67.0	73.0	67.8	71.6	83.7	62.0	67.6	62.8	66.1	78.7	9.0	56%	1	0	0	0	1	71.0	75.2	69.9	74.3	85.0	64.0	69.8	64.8	68.9	80.0	59.0	64.3	59.7	63.4	75.0
2/3/2007	6	10,369	85.0	92.7	86.1	91.1	104.7	80.0	87.2	81.0	85.6	99.7	75.0	81.8	75.9	80.2	94.7	9.0	53%	0	1	0	0	1	75.0	78.5	72.9	77.0	88.7	67.0	73.0	67.8	71.6	83.7	62.0	67.6	62.8	66.1	78.7
2/4/2007	7	11,404	85.0	90.1	83.9	87.6	100.7	80.0	84.8	79.0	82.3	95.7	75.0	79.5	74.1	77.0	90.7	6.0	26%	0	0	1	0	1	85.0	92.7	86.1	91.1	104.7	80.0	87.2	81.0	85.6	99.7	75.0	81.8	75.9	80.2	94.7
2/5/2007	1	10,581	83.0	83.8	79.4	81.4	83.0	78.0	78.8	74.6	76.4	78.0	73.0	73.7	69.8	71.3	73.0	1.0	28%	0	0	0	0	1	86.0	90.1	83.9	87.6	100.7	80.0	84.8	79.0	82.3	95.7	75.0	79.5	74.1	77.0	90.7
2/6/2007	2	9,669	71.0	74.6	69.7	73.2	82.6	66.0	69.3	64.8	67.9	77.6	61.0	64.1	59.9	62.7	72.6	5.0	58%	0	0	0	0	1	84.0	83.8	79.4	81.4	83.0	78.0	78.8	74.6	76.4	78.0	73.0	73.7	69.8	71.3	73.0
2/7/2007	3	9,381	74.0	82.1	76.8	79.5	93.0	69.0	76.6	71.6	73.9	88.0	64.0	71.0	66.4	68.4	83.0	11.0	20%	0	0	0	0	1	79.0	74.6	69.7	73.2	82.6	66.0	69.3	64.8	67.9	77.6	61.0	64.1	59.9	62.7	72.6
2/8/2007	4	8,993	69.0	75.9	70.7	73.3	85.9	64.0	70.4	65.6	67.8	80.9	59.0	64.9	60.5	62.3	75.9	10.0	23%	0	0	0	0	1	74.0	82.1	76.8	79.5	93.0	69.0	76.6	71.6	73.9	88.0	64.0	71.0	66.4	68.4	83.0
2/9/2007	5	9,511	74.0	82.1	76.8	79.6	93.0	69.0	76.6	71.6	74.1	88.0	64.0	71.0	66.4	68.5	83.0	11.0	25%	1	0	0	0	1	69.0	75.9	70.7	73.3	85.9	64.0	70.4	65.6	67.8	80.9	59.0	64.9	60.5	62.3	75.9
2/10/2007	6	8,337	69.0	74.5	69.0	72.8	84.0	64.0	69.1	64.0	67.4	79.0	59.0	63.7	59.0	62.0	74.0	8.0	48%	0	1	0	0	1	75.0	82.1	76.8	79.6	93.0	69.0	76.6	71.6	74.1	88.0	64.0	71.0	66.4	68.5	83.0
2/11/2007	7	7,402	59.0	62.5	58.3	61.5	69.7	54.0	57.2	53.3	56.2	64.7	49.0	51.9	48.4	50.9	59.7	6.0	70%	0	0	1	0	1	70.0	74.5	69.0	72.8	84.0	64.0	69.1	64.0	67.4	79.0	59.0	63.7	59.0	62.0	74.0
2/12/2007	1	8,551	69.0	72.5	67.7	71.0	80.2	64.0	67.2	62.8	65.7	75.2	59.0	62.0	57.9	60.5	70.2	5.0	55%	0	0	0	0	1	49.0	62.5	58.3	61.5	69.7	54.0	57.2	53.3	56.2	64.7	49.0	51.9	48.4	50.9	59.7
2/13/2007	2	8,837	72.0	74.9	70.2	72.3	82.0	67.0	69.7	65.3	67.1	77.0	62.0	64.5	60.5	61.9	72.0	4.0	24%	0	0	0	0	1	55.0	72.5	67.7	71.0	80.2	64.0	67.2	62.8	65.7	75.2	59.0	62.0	57.9	60.5	70.2
2/14/2007	3	8,844	71.0	75.3	70.1	72.6	84.0	66.0	70.0	65.2	67.3	79.0	61.0	64.7	60.2	62.0	74.0	6.0	19%	0	0	0	0	1	74.0	74.9	70.2	72.3	82.0	67.0	69.7	65.3	67.1	77.0	62.0	64.5	60.5	61.9	72.0
2/15/2007	4	7,523	63.0	68.0	63.0	65.8	76.7	58.0	62.6	58.0	60.4	71.7	53.0	57.2	53.0	55.0	66.7	8.0	32%	0	0	0	0	1	71.0	75.3	70.1	72.6	84.0	66.0	70.0	65.2	67.3	79.0	61.0	64.7	60.2	62.0	74.0
2/16/2007	5	6,439	53.0	57.8	53.7	57.4	65.3	48.0	52.3	48.6	52.0	60.3	43.0	46.9	43.5	46.5	55.3	9.0	89%	1	0	0	0	1	66.0	68.0	63.0	65.8	76.7	58.0	62.6	58.0	60.4	71.7	53.0	57.2	53.0	55.0	66.7
2/17/2007	6	6,882	55.0	62.7	59.1	61.7	71.1	50.0	57.0	53.8	56.0	66.1	45.0	51.3	48.4	50.3	61.1	14.0	69%	0	1	0	0	1	52.0	57.8	53.7	57.4	65.3	48.0	52.3	48.6	52.0	60.3	43.0	46.9	43.5	46.5	55.3
2/18/2007	7	6,795	58.0	63.8	59.5	63.3	72.3	53.0	58.3	54.3	57.8	67.3	48.0	52.8	49.2	52.3	62.3	10.0	86%	0	0	1	0	1	58.0	62.7	59.1	61.7	71.1	50.0	57.0	53.8	56.0	66.1	45.0	51.3	48.4	50.3	61.1
2/19/2007	1	5,442	44.0	48.8	45.7	47.8	55.5	39.0	43.3	40.5	42.3	50.5	34.0	37.7	35.3	36.7	45.5	11.0	70%	0	0	0	0	1	68.0	63.8	59.5	63.3	72.3	53.0	58.3	54.3	57.8	67.3	48.0	52.8	49.2	52.3	62.3
2/20/2007	2	4,391	39.0	41.3	38.5	40.3	45.9	34.0	36.0	33.6	35.0	40.9	29.0	30.7	28.6	29.7	35.9	6.0	69%	0	0	0	0	1	45.0	48.8	45.7	47.8	55.5	39.0	43.3	40.5	42.3	50.5	34.0	37.7	35.3	36.7	45.5
2/21/2007	3	5,909	39.0	44.5	41.9	43.9	50.7	34.0	38.8	36.6	38.2	45.7	29.0	33.1	31.2	32.5	40.7	14.0	82%	0	0	0	0	1	41.0	41.3	38.5	40.3	45.9	34.0	36.0	33.6	35.0	40.9	29.0	30.7	28.6	29.7	35.9
2/22/2007	4	5,534	49.0	52.4	48.7	50.0	58.8	44.0	47.1	43.7	44.6	53.8	39.0	41.7	38.8	39.3	48.8	7.0	27%	0	0	0	0	1	40.0	44.5	41.9	43.9	50.7	34.0	38.8	36.6	38.2	45.7	29.0	33.1	31.2	32.5	40.7
2/23/2007	5	5,903	45.0	51.3	48.4	51.3	58.3	40.0	45.6	43.0	45.6	53.3	35.0	39.9	37.6	39.9	48.3	14.0	100%	1	0	0	0	1	52.0	52.4	48.7	50.0	58.8	44.0	47.1	43.7	44.6	53.8	39.0	41.7	38.8	39.3	48.8
2/24/2007	6	5,415	42.0	47.5	44.6	47.5	54.0	37.0	41.8	39.3	41.8	49.0	32.0	36.2	34.0	36.2	44.0	13.0	100%	0	1	0	0	1	55.0	51.3	48.4	51.3	58.3	40.0	45.6	43.0	45.6	53.3	35.0	39.9	37.6	39.9	48.3
2/25/2007	7	4,839	40.0	42.8	39.8	42.8	47.9	35.0	37.5	34.8	37.5	42.9	30.0	32.1	29.8	32.1	37.9	7.0	100%	0	0	1	0	1	43.0	47.5	44.6	47.5	54.0	37.0	41.8	39.3	41.8	49.0	32.0	36.2	34.0	36.2	44.0
2/26/2007	1	5,001	40.0	42.8	39.8	42.8	47.9	35.0	37.5	34.8	37.4	42.9	30.0	32.1	29.8	32.1	37.9	7.0	99%	0	0	0	0	1	40.0	42.8	39.8	42.8	47.9	35.0	37.5	34.8	37.5	42.9	30.0	32.1	29.8	32.1	37.9
2/27/2007	2	4,898	41.0	42.6	40.0	42.6	46.2	36.0	37.4	35.1	37.4	41.2	31.0	32.2	30.2	32.2	36.2	4.0	100%	0	0	0	0	1	45.0	42.8	39.8	42.8	47.9	35.0	37.5	34.8	37.4	42.9	30.0	32.1	29.8	32.1	37.9
2/28/2007	3	5,356	38.0	42.2	39.4	42.2	48.0	33.0	36.6	34.2	36.6	43.0	28.0	31.1	29.1	31.1	38.0	11.0	100%	0	0	0	0	1	46.0	42.6	40.0	42.6	46.2	36.0	37.4	35.1	37.4	41.2	31.0	32.2	30.2	32.2	36.2
3/1/2007	4	5,396	40.0	46.0	43.5	46.0	52.4	35.0	40.3	38.1	40.3	47.4	30.0	34.5	32.6	34.5	42.4	15.0	100%	0	0	0	0	0	43.0	42.2	39.4	42.2	48.0	33.0	36.6	34.2	36.6	43.0	28.0	31.1	29.1	31.1	38.0
3/2/2007	5	5,981	46.0	53.4	50.6	53.3	60.5	41.0	47.6	45.1	47.5	55.5	36.0	41.8	39.6	41.7	50.5	16.0	97%	1	0	0	0	0	40.0	46.0	43.5	46.0	52.4	35.0	40.3	38.1	40.3	47.4	30.0	34.5	32.6	34.5	42.4
3/3/2007	6	5,849	54.0	59.9	56.0	58.0	68.0	49.0	54.4	50.8	52.4	63.0	44.0	48.8	45.7	46.9	58.0	11.0	41%	0	1	0	0	0	47.0	53.4	50.6	53.3	60.5	41.0	47.6	45.1	47.5	55.5	36.0	41.8	39.6	41.7	50.5
3/4/2007	7	7,070	45.0	51.8	48.9	51.0	58.8	40.0	46.0	43.5	45.3	53.8	35.0	40.3	38.1	39.5	48.8	15.0	78%	0	0	1	0	0	51.0	59.9	56.0	58.0	68.0	49.0	54.4	50.8	52.4	63.0	44.0	48.8	45.7	46.9	58.0
3/5/2007	1	7,799	66.0	70.0	65.2	68.0	78.1	61.0	64.7	60.2	62.7	73.1	56.0	59.4	55.3	57.4	68.1	6.0	42%	0	0	0	0	0	48.0	51.8	48.9	51.0	58.8	40.0	46.0	43.5	45.3	53.8	35.0	40.3	38.1	39.5	48.8
3/6/2007	2	6,990	55.0	58.3	54.3	58.3	65.0	50.0	53.0	49.4	53.0	60.0	45.0	47.7	44.4	47.7	55.0	6.0	100%	0	0	0	0	0	68.0	70.0	65.2	68.0	78.1	61.0	64.7	60.2	62.7	73.1	56.0	59.4	55.3	57.4	68.1
3/7/2007	3	5,496	53.0	55.7	52.0	54.9	61.4	48.0	50.4	47.1	49.7	56.4	43.0	45.2	42.2	44.4	51.4	5.0	78%	0	0	0	0	0	60.0	58.3	54.3	58.3	65.0	50.0	53.0	49.4	53.0	60.0	45.0	47.7	44.4	47.7	55.0
3/8/2007	4	4,738	41.0	45.9	43.1	45.9	52.3	36.0	40.3	37.8	40.3	47.3	31.0	34.7	32.6	34.7	42.3	12.0	100%	0	0	0	0	0	58.0	55.7	52.0	54.9	61.4	48.0	50.4	47.1	49.7	56.4	43.0	45.2	42.2	44.4	51.4
3/9/2007	5	4,628	29.0	32.8	30.8	31.7	37.6	24.0	27.1	25.5	26.1	32.6	19.0	21.5	20.2	20.4	27.6	13.0	68%	1	0	0	0	0	46.0	45.9	43.1	45.9	52.3	36.0	40.3	37.8	40.3	47.3	31.0	34.7	32.6	34.7	42.3
3/10/2007	6	3,347	30.0	31.8	29.6	29.8	35.2	25.0	26.5	24.7	24.5	30.2	20.0	21.2	19.8	19.2	25.2	6.0	39%	0	1	0	0	0	32.0	32.8	30.8	31.7	37.6	24.0	27.1	25.5	26.1	32.6	19.0	21.5	20.2	20.4	27.6
3/11/2007	7	3,575	24.0	26.2	24.3	24.6	29.7	19.0	20.7	19.2	19.1	24.7	14.0	15.3	14.2	13.7	19.7	9.0	53%	0	0	1	0	0	35.0	31.8	29.6	29.8	35.2	25.0	26.5	24.7	24.5	30.2	20.0	21.2	19.8	19.2	25.2
3/12/2007	1	3,049	22.0	23.5	21.9	22.1	26.2	17.0	18.2	16.9	16.7	21.2	12.0	12.8	11.9	11.4	16.2	7.0	56%	0	0	0	0	0	26.0	26.2	24.3	24.6	29.7	19.0	20.7	19.2	19.1	24.7	14.0	15.3	14.2	13.7	19.7
3/13/2007	2	3,290	25.0	28.0	26.3	26.3	32.2	20.0	22.4	21.0	20.7	27.2	15.0	16.8	15.8	15.1	22.2	12.0	50%	0	0	0	0	0	27.0	23.5	21.9	22.1	26.2	17.0	18.2	16.9	16.7	21.2	12.0	12.8	11.9	11.4	16.2
3/14/2007	3	4,607	36.0	39.6	36.9	37.7	45.0	31.0	34.1	31.8	32.2	40.0	26.0	28.6	26.7	26.7	35.0	10.0	44%	0	0	0	0	0	27.0	28.0	26.3	26.3	32.2	20.0	22.4	21.0	20.7	27.2	15.0	16.8	15.8	15.1	22.2
3/15/2007	4	5,617	45.0	49.5	46.1	49.2	56.1	40.0	44.0	41.0	43.7	51.1	35.0	38.5	35.9	38.2	46.1	10.0	92%	0	0	0	0	0	41.0	39.6	36.9	37.7	45.0	31.0	34.1	31.8	32.2	40.0	26.0	28.6	26.7	26.7	35.0
3/16/2007	5	5,184	45.0	46.8	43.9	46.1	50.8	40.0	41.6	39.0	40.9	45.8	35.0	36.4	34.1	35.7	40.8	4.0	78%	1	0	0	0	0	55.0	49.5	46.1	49.2	56.1	40.0	44.0	41.0	43.7	51.1	35.0	38.5	35.9	38.2	46.1
3/17/2007	6	4,515	42.0	42.8	40.4	41.4	42.0	37.0	37.7	35.6	36.3	37.0	32.0	32.6	30.8	31.2	32.0	2.0	56%	0	1	0	0	0	52.0	46.8	43.9	46.1	50.8	40.0	41.6	39.0	40.9	45.8	35.0	36.4	34.1	35.7	40.8
3/18/2007	7	5,074	32.0	36.2	34.0	36.1	41.4	27.0	30.5	28.7	30.4	36.4	22.0	24.9	23.4	24.8	31.4	13.0	97%	0	0	1	0	0	44.0	42.8	40.4	41.4	42.0	37.0	37.7	35.6	36.3	37.0	32.0	32.6	30.8	31.2	32.0
3/19/2007	1	6,608	42.0	49.1	46.7	47.5	55.7	37.0	43.3	41.2	41.6	50.7	32.0	37.4	35.6	35.8	45.7	17.0	50%	0	0	0	0	0	38.0	36.2	34.0	36.1	41.4	27.0	30.5	28.7	30.4	36.4	22.0	24.9	23.4	24.8	31.4
3/20/2007	2	5,303	40.0	46.4	44.0	45.9	52.8	35.0	40.6	38.5	40.1	47.8	30.0	34.8	33.0	34.3	42.8	16.0	84%	0	0	0	0	0	50.0	49.1	46.7	47.5	55.7	37.0	43.3	41.2	41.6	50.7	32.0	37.4	35.6	35.8	45.7
3/21/2007	3	3,887	24.0	27.6	26.1	27.4	31.9	19.0	21.9	20.7	21.7	26.9	14.0	16.1	15.2	15.9	21.9	15.0	95%	0	0	0	0	0	52.0	46.4	44.0	45.9	52.8	35.0	40.6	38.5	40.1	47.8	30.0	34.8	33.0	34.3	42.8
3/22/2007	4	4,203	31.0	33.8	31.4	33.0	38.3	26.0	28.3	26.3	27.6	33.3	21.0	22.9	21.3	22.1	28.3	9.0	77%	0	0	0	0	0	25.0	27.6	26.1	27.4	31.9	19.0	21.9	20.7	21.7	26.9	14.0	16.1	15.2	15.9	21.9
3/23/2007	5	3,275	23.0	24.2	22.6	22.9	26.2	18.0	18.9	17.7	17.6	21.2	13.0	13.7	12.8	12.4	16.2	5.0	62%	1	0	0	0	0	35.0	33.8	31.4	33.0	38.3	26.0	28.3	26.3	27.6	33.3	21.0	22.9	21.3	22.1	28.3
3/24/2007	6	2,315	16.0	17.0	15.8	16.1	18.5	11.0	11.7	10.9	10.8	13.5	6.0	6.4	5.9	5.5	8.5	6.0	73%	0	1	0	0	0	27.0	24.2	22.6	22.9	26.2	18.0	18.9	17.7	17.6	21.2	13.0	13.7	12.8	12.4	16.2
3/25/2007	7	2,276	12.0	12.8	11.9	12.5	12.0	7.0	7.5	7.0	7.2	7.0	2.0	2.1	2.0	1.8	2.0	7.0	91%	0	0	1	0	0	21.0	17.0	15.8	16.1	18.5	11.0	11.7	10.9	10.8	13.5	6.0	6.4	5.9	5.5	8.5
3/26/2007	1	3,184	11.0	12.0	11.1	11.2	11.0	6.0	6.5	6.1	5.7	6.0	1.0	1.1	1.0	0.3	1.0	9.0	75%	0	0	0	0	0	18.0	12.8	11.9	12.5	12.0	7.0	7.5	7.0	7.2	7.0	2.0	2.1	2.0	1.8	2.0
3/27/2007	2	3,455	23.0	25.5	23.9	23.5	29.3	18.0	20.0	18.7	18.0	24.3	13.0	14.4	13.5	12.4	19.3	11.0	40%	0	0	0	0	0	19.0	12.0	11.1	11.2	11.0	6.0	6.5	6.1	5.7	6.0	1.0	1.1	1.0	0.3	1.0
3/28/2007	3	4,215	26.0	30.2	28.6	30.2	34.8	21.0	24.4	23.1	24.4	29.8	16.0	18.6	17.6	18.6	24.8	16.0	100%	0	0	0	0	0	27.0	25.5	23.9	23.5	29.3	18.0	20.0	18.7	18.0	24.3	13.0	14.4	13.5	12.4	19.3
3/29/2007	4	4,528	25.0	27.8	25.9	27.8	31.8	20.0	22.2	20.8	22.2	26.8	15.0	16.7	15.6	16.7	21.8	11.0	100%	0	0	0	0	0	26.0	30.2	28.6	30.2	34.8	21.0	24.4	23.1	24.4	29.8	16.0	18.6	17.6	18.6	24.8
3/30/2007	5	4,169	31.0	35.0	32.9	35.0	40.1	26.0	29.4	27.6	29.4	35.1	21.0	23.7	22.3	23.7	30.1	13.0	100%	1	0	0	0	0	26.0	27.8	25.9	27.8	31.8	20.0	22.2	20.8	22.2	26.8	15.0	16.7	15.6	16.7	21.8
3/31/2007	6	3,789	30.0	31.8	29.6	31.8	35.2	25.0	26.5	24.7	26.5	30.2	20.0	21.2	19.8	21.2	25.2	6.0	100%	0	1	0	0	0	33.0	35.0	32.9	35.0	40.1	26.0	29.4	27.6	29.4	35.1	21.0	23.7	22.3	23.7	30.1
4/1/2007	7	4,093	28.0	30.8	28.7	30.8	35.1	23.0	25.3	23.6	25.3	30.1	18.0	19.8	18.5	19.8	25.1	10.0	100%	0	0	1	0	0	31.0	31.8	29.6	31.8	35.2	25.0	26.5	24.7	26.5	30.2	20.0	21.2	19.8	21.2	25.2
4/2/2007	1	4,717	35.0	39.6	37.2	39.6	45.2	30.0	33.9	31.9	33.9	40.2	25.0	28.3	26.6	28.3	35.2	13.0	100%	0	0	0	0	0	29.0	30.8	28.7	30.8	35.1	23.0	25.3	23.6	25.3	30.1	18.0	19.8	18.5	19.8	25.1
4/3/2007	2	6,201	45.0	51.8	48.9	51.8	58.8	40.0	46.0	43.5	46.0	53.8	35.0	40.3	38.1	40.3	48.8	15.0	100%	0	0	0	0	0	36.0	39.6	37.2	39.6	45.2	30.0	33.9	31.9	33.9	40.2	25.0	28.3	26.6	28.3	35.2
4/4/2007	3	6,086	47.0	54.1	51.1	53.7	61.3	42.0	48.3	45.7	47.9	56.3	37.0	42.6	40.2	42.2	51.3	15.0	89%	0	0	0	0	0	45.0	51.8	48.9	51.8	58.8	40.0	46.0	43.5	46.0	53.8	35.0	40.3	38.1	40.3	48.8
4/5/2007	4	6,039	54.0	60.5	56.7	58.2	68.6	49.0	54.9	51.5	52.6	63.6	44.0	49.3	46.2	47.0	58.6	12.0	31%	0	0	0	0	0	47.0	54.1	51.1	53.7	61.3	42.0	48.3	45.7	47.9	56.3	37.0	42.6	40.2	42.2	51.3
4/6/2007	5	6,384	52.0	60.3	57.2	57.9	68.2	47.0	54.5	51.7	52.1	63.2	42.0	48.7	46.2	46.3	58.2	16.0	28%	1	0	0	0	0	51.0	60.5	56.7	58.2	68.6	49.0	54.9	51.5	52.6	63.6	44.0	49.3	46.2	47.0	58.6
4/7/2007	6	6,215	47.0	53.1	49.9	50.4	60.4	42.0	47.5	44.6	44.8	55.4	37.0	41.8	39.3	39.1	50.4	13.0	19%	0	1	0	0	0	53.0	60.3	57.2	57.9	68.2	47.0	54.5	51.7	52.1	63.2	42.0	48.7	46.2	46.3	58.2
4/8/2007	7	5,533	47.0	50.3	46.7	47.6	56.4	42.0	44.9	41.7	42.3	51.4	37.0	39.6	36.8	36.9	46.4	7.0	20%	0	0	1	0	0	46.0	53.1	49.9	50.4	60.4	42.0	47.5	44.6	44.8	55.4	37.0	41.8	39.3	39.1	50.4
4/9/2007	1	4,991	44.0	45.3	42.6	42.7	44.0	39.0	40.2	37.8	37.5	39.0	34.0	35.0	32.9	32.4	34.0	3.0	20%	0	0	0	0	0	44.0	50.3	46.7	47.6	56.4	42.0	44.9	41.7	42.3	51.4	37.0	39.6	36.8	36.9	46.4
4/10/2007	2	4,435	34.0	37.4	34.9	36.2	42.5	29.0	31.9	29.7	30.7	37.5	24.0	26.4	24.6	25.2	32.5	10.0	63%	0	0	0	0	0	46.0	45.3	42.6	42.7	44.0	39.0	40.2	37.8	37.5	39.0	34.0	35.0	32.9	32.4	34.0
4/11/2007	3	4,275	31.0	34.1	31.8	33.8	38.8	26.0	28.6	26.7	28.3	33.8	21.0	23.1	21.5	22.8	28.8	10.0	92%	0	0	0	0	0	37.0	37.4	34.9	36.2	42.5	29.0	31.9	29.7	30.7	37.5	24.0	26.4	24.6	25.2	32.5
4/12/2007	4	3,664	30.0	32.4	30.0	30.7	36.5	25.0	27.0	25.0	25.3	31.5	20.0	21.6	20.0	19.9	26.5	8.0	48%	0	0	0	0	0	34.0	34.1	31.8	33.8	38.8	26.0	28.6	26.7	28.3	33.8	21.0	23.1	21.5	22.8	28.8
4/13/2007	5	3,124	28.0	30.2	28.0	27.7	34.1	23.0	24.8	23.0	22.3	29.1	18.0	19.4	18.0	16.9	24.1	8.0	23%	1	0	0	0	0	32.0	32.4	30.0	30.7	36.5	25.0	27.0	25.0	25.3	31.5	20.0	21.6	20.0	19.9	26.5
4/14/2007	6	3,177	25.0	26.5	24.7	23.8	29.2	20.0	21.2	19.8	18.5	24.2	15.0	15.9	14.8	13.2	19.2	6.0	19%	0	1	0	0	0	31.0	30.2	28.0	27.7	34.1	23.0	24.8	23.0	22.3	29.1	18.0	19.4	18.0	16.9	24.1
4/15/2007	7	2,607	21.0	21.6	20.3	19.2	21.0	16.0	16.5	15.5	14.0	16.0	11.0	11.3	10.7	8.9	11.0	3.0	26%	0	0	1	0	0	25.0	26.5	24.7	23.8	29.2	20.0	21.2	19.8	18.5	24.2	15.0	15.9	14.8	13.2	19.2
4/16/2007	1	2,950	15.0	16.4	15.2	15.2	15.0	10.0	10.9	10.1	9.7	10.0	5.0	5.5	5.1	4.3	5.0	9.0	64%	0	0	0	0	0	25.0	21.6	20.3	19.2	21.0	16.0	16.5	15.5	14.0	16.0	11.0	11.3	10.7	8.9	11.0
4/17/2007	2	2,959	22.0	23.1	21.6	21.0	25.0	17.0	17.9	16.7	15.8	20.0	12.0	12.6	11.8	10.5	15.0	5.0	37%	0	0	0	0	0	15.0	16.4	15.2	15.2	15.0	10.0	10.9	10.1	9.7	10.0	5.0	5.5	5.1	4.3	5.0
4/18/2007	3	3,076	21.0	22.3	20.7	19.6	24.5	16.0	17.0	15.8	14.3	19.5	11.0	11.7	10.9	9.0	14.5	6.0	20%	0	0	0	0	0	26.0	23.1	21.6	21.0	25.0	17.0	17.9	16.7	15.8	20.0	12.0	12.6	11.8	10.5	15.0
4/19/2007	4	2,541	16.0	17.8	16.6	15.4	20.5	11.0	12.2	11.4	9.8	15.5	6.0	6.7	6.2	4.3	10.5	11.0	28%	0	0	0	0	0	20.0	22.3	20.7	19.6	24.5	16.0	17.0	15.8	14.3	19.5	11.0	11.7	10.9	9.0	14.5
4/20/2007	5	1,935	8.0	9.0	8.4	7.6	8.0	3.0	3.4	3.2	2.0	3.0	0.0	0.0	0.0	0.0	0.0	12.0	58%	1	0	0	0	0	19.0	17.8	16.6	15.4	20.5	11.0	12.2	11.4	9.8	15.5	6.0	6.7	6.2	4.3	10.5
4/21/2007	6	1,526	8.0	8.8	8.2	8.2	8.0	3.0	3.3	3.1	2.7	3.0	0.0	0.0	0.0	0.0	0.0	10.0	82%	0	1	0	0	0	11.0	9.0	8.4	7.6	8.0	3.0	3.4	3.2	2.0	3.0	0.0	0.0	0.0	0.0	0.0
4/22/2007	7	2,250	14.0	14.8	13.8	14.7	14.0	9.0	9.5	8.9	9.4	9.0	4.0	4.2	4.0	4.1	4.0	6.0	97%	0	0	1	0	0	10.0	8.8	8.2	8.2	8.0	3.0	3.3	3.1	2.7	3.0	0.0	0.0	0.0	0.0	0.0
4/23/2007	1	2,222	18.0	19.8	18.5	17.6	22.7	13.0	14.3	13.3	12.1	17.7	8.0	8.8	8.2	6.6	12.7	10.0	34%	0	0	0	0	0	12.0	14.8	13.8	14.7	14.0	9.0	9.5	8.9	9.4	9.0	4.0	4.2	4.0	4.1	4.0
4/24/2007	2	2,073	18.0	18.7	17.6	16.7	19.6	13.0	13.5	12.7	11.5	14.6	8.0	8.3	7.8	6.3	9.6	4.0	38%	0	0	0	0	0	20.0	19.8	18.5	17.6	22.7	13.0	14.3	13.3	12.1	17.7	8.0	8.8	8.2	6.6	12.7
4/25/2007	3	1,960	16.0	16.8	15.7	14.9	18.0	11.0	11.6	10.8	9.7	13.0	6.0	6.3	5.9	4.4	8.0	5.0	43%	0	0	0	0	0	26.0	18.7	17.6	16.7	19.6	13.0	13.5	12.7	11.5	14.6	8.0	8.3	7.8	6.3	9.6
4/26/2007	4	1,404	7.0	7.4	6.9	5.4	7.0	2.0	2.1	2.0	0.1	2.0	0.0	0.0	0.0	0.0	0.0	5.0	40%	0	0	0	0	0	21.0	16.8	15.7	14.9	18.0	11.0	11.6	10.8	9.7	13.0	6.0	6.3	5.9	4.4	8.0
4/27/2007	5	1,375	9.0	9.8	9.1	7.5	9.0	4.0	4.4	4.1	2.1	4.0	0.0	0.0	0.0	0.0	0.0	9.0	32%	1	0	0	0	0	10.0	7.4	6.9	5.4	7.0	2.0	2.1	2.0	0.1	2.0	0.0	0.0	0.0	0.0	0.0
4/28/2007	6	1,108	9.0	9.6	8.9	7.0	9.0	4.0	4.3	4.0	1.6	4.0	0.0	0.0	0.0	0.0	0.0	7.0	21%	0	1	0	0	0	9.0	9.8	9.1	7.5	9.0	4.0	4.4	4.1	2.1	4.0	0.0	0.0	0.0	0.0	0.0
4/29/2007	7	1,391	5.0	5.6	5.3	2.9	5.0	0.0	0.0	0.0	0.0	0.0	0.0	0.0	0.0	0.0	0.0	12.0	20%	0	0	1	0	0	10.0	9.6	8.9	7.0	9.0	4.0	4.3	4.0	1.6	4.0	0.0	0.0	0.0	0.0	0.0
4/30/2007	1	1,582	10.0	10.6	9.9	9.8	10.0	5.0	5.3	4.9	4.5	5.0	0.0	0.0	0.0	0.0	0.0	6.0	75%	0	0	0	0	0	12.0	5.6	5.3	2.9	5.0	0.0	0.0	0.0	0.0	0.0	0.0	0.0	0.0	0.0	0.0
5/1/2007	2	1,890	14.0	16.1	15.2	14.4	14.0	9.0	10.4	9.8	8.7	9.0	4.0	4.6	4.4	2.9	4.0	15.0	49%	0	0	0	0	0	17.0	10.6	9.9	9.8	10.0	5.0	5.3	4.9	4.5	5.0	0.0	0.0	0.0	0.0	0.0
5/2/2007	3	1,891	17.0	18.4	17.0	15.9	20.7	12.0	13.0	12.0	10.5	15.7	7.0	7.6	7.0	5.1	10.7	8.0	26%	0	0	0	0	0	19.0	16.1	15.2	14.4	14.0	9.0	10.4	9.8	8.7	9.0	4.0	4.6	4.4	2.9	4.0
5/3/2007	4	1,435	9.0	10.3	9.7	8.0	9.0	4.0	4.6	4.3	2.3	4.0	0.0	0.0	0.0	0.0	0.0	14.0	33%	0	0	0	0	0	17.0	18.4	17.0	15.9	20.7	12.0	13.0	12.0	10.5	15.7	7.0	7.6	7.0	5.1	10.7
5/4/2007	5	1,879	8.0	9.2	8.7	8.4	8.0	3.0	3.5	3.3	2.7	3.0	0.0	0.0	0.0	0.0	0.0	15.0	77%	1	0	0	0	0	12.0	10.3	9.7	8.0	9.0	4.0	4.6	4.3	2.3	4.0	0.0	0.0	0.0	0.0	0.0
5/5/2007	6	2,667	12.0	14.2	13.5	14.1	12.0	7.0	8.3	7.9	8.2	7.0	2.0	2.4	2.3	2.3	2.0	18.0	99%	0	1	0	0	0	8.0	9.2	8.7	8.4	8.0	3.0	3.5	3.3	2.7	3.0	0.0	0.0	0.0	0.0	0.0
5/6/2007	7	2,002	5.0	6.1	5.9	5.9	5.0	0.0	0.0	0.0	0.0	0.0	0.0	0.0	0.0	0.0	0.0	22.0	93%	0	0	1	0	0	11.0	14.2	13.5	14.1	12.0	7.0	8.3	7.9	8.2	7.0	2.0	2.4	2.3	2.3	2.0
5/7/2007	1	2,079	4.0	4.4	4.2	3.7	4.0	0.0	0.0	0.0	0.0	0.0	0.0	0.0	0.0	0.0	0.0	11.0	79%	0	0	0	0	0	4.0	6.1	5.9	5.9	5.0	0.0	0.0	0.0	0.0	0.0	0.0	0.0	0.0	0.0	0.0
5/8/2007	2	1,863	2.0	2.1	2.0	0.0	2.0	0.0	0.0	0.0	0.0	0.0	0.0	0.0	0.0	0.0	0.0	5.0	20%	0	0	0	0	0	2.0	4.4	4.2	3.7	4.0	0.0	0.0	0.0	0.0	0.0	0.0	0.0	0.0	0.0	0.0
5/9/2007	3	1,811	1.0	1.1	1.0	0.0	1.0	0.0	0.0	0.0	0.0	0.0	0.0	0.0	0.0	0.0	0.0	7.0	20%	0	0	0	0	0	2.0	2.1	2.0	0.0	2.0	0.0	0.0	0.0	0.0	0.0	0.0	0.0	0.0	0.0	0.0
5/10/2007	4	2,532	4.0	4.5	4.2	1.8	4.0	0.0	0.0	0.0	0.0	0.0	0.0	0.0	0.0	0.0	0.0	12.0	19%	0	0	0	0	0	2.0	1.1	1.0	0.0	1.0	0.0	0.0	0.0	0.0	0.0	0.0	0.0	0.0	0.0	0.0
5/11/2007	5	2,809	15.0	16.1	14.9	15.2	15.0	10.0	10.7	9.9	9.8	10.0	5.0	5.4	5.0	4.5	5.0	7.0	74%	1	0	0	0	0	7.0	4.5	4.2	1.8	4.0	0.0	0.0	0.0	0.0	0.0	0.0	0.0	0.0	0.0	0.0
5/12/2007	6	1,942	11.0	12.0	11.1	9.8	11.0	6.0	6.5	6.1	4.3	6.0	1.0	1.1	1.0	0.0	1.0	9.0	33%	0	1	0	0	0	15.0	16.1	14.9	15.2	15.0	10.0	10.7	9.9	9.8	10.0	5.0	5.4	5.0	4.5	5.0
5/13/2007	7	1,951	4.0	4.5	4.3	3.6	4.0	0.0	0.0	0.0	0.0	0.0	0.0	0.0	0.0	0.0	0.0	13.0	73%	0	0	1	0	0	16.0	12.0	11.1	9.8	11.0	6.0	6.5	6.1	4.3	6.0	1.0	1.1	1.0	0.0	1.0
5/14/2007	1	2,018	3.0	3.3	3.1	1.8	3.0	0.0	0.0	0.0	0.0	0.0	0.0	0.0	0.0	0.0	0.0	11.0	55%	0	0	0	0	0	8.0	4.5	4.3	3.6	4.0	0.0	0.0	0.0	0.0	0.0	0.0	0.0	0.0	0.0	0.0
5/15/2007	2	2,401	11.0	12.2	11.4	11.0	11.0	6.0	6.7	6.2	5.4	6.0	1.0	1.1	1.0	0.0	1.0	11.0	63%	0	0	0	0	0	8.0	3.3	3.1	1.8	3.0	0.0	0.0	0.0	0.0	0.0	0.0	0.0	0.0	0.0	0.0
5/16/2007	3	2,642	19.0	20.9	19.5	19.4	23.9	14.0	15.4	14.4	13.9	18.9	9.0	9.9	9.2	8.4	13.9	10.0	55%	0	0	0	0	0	13.0	12.2	11.4	11.0	11.0	6.0	6.7	6.2	5.4	6.0	1.0	1.1	1.0	0.0	1.0
5/17/2007	4	1,881	12.0	13.2	12.3	10.8	12.0	7.0	7.7	7.2	5.3	7.0	2.0	2.2	2.1	0.0	2.0	10.0	28%	0	0	0	0	0	16.0	20.9	19.5	19.4	23.9	14.0	15.4	14.4	13.9	18.9	9.0	9.9	9.2	8.4	13.9
5/18/2007	5	1,715	0.0	0.0	0.0	0.0	0.0	0.0	0.0	0.0	0.0	0.0	0.0	0.0	0.0	0.0	0.0	10.0	74%	1	0	0	0	0	16.0	13.2	12.3	10.8	12.0	7.0	7.7	7.2	5.3	7.0	2.0	2.2	2.1	0.0	2.0
5/19/2007	6	2,331	11.0	12.3	11.6	12.3	11.0	6.0	6.7	6.3	6.7	6.0	1.0	1.1	1.1	1.1	1.0	12.0	100%	0	1	0	0	0	3.0	0.0	0.0	0.0	0.0	0.0	0.0	0.0	0.0	0.0	0.0	0.0	0.0	0.0	0.0
5/20/2007	7	2,586	21.0	23.9	22.6	23.9	27.8	16.0	18.2	17.2	18.2	22.8	11.0	12.5	11.8	12.5	17.8	14.0	100%	0	0	1	0	0	17.0	12.3	11.6	12.3	11.0	6.0	6.7	6.3	6.7	6.0	1.0	1.1	1.1	1.1	1.0
5/21/2007	1	1,857	9.0	10.2	9.6	10.0	9.0	4.0	4.5	4.3	4.4	4.0	0.0	0.0	0.0	0.0	0.0	13.0	95%	0	0	0	0	0	20.0	23.9	22.6	23.9	27.8	16.0	18.2	17.2	18.2	22.8	11.0	12.5	11.8	12.5	17.8
5/22/2007	2	1,147	0.0	0.0	0.0	0.0	0.0	0.0	0.0	0.0	0.0	0.0	0.0	0.0	0.0	0.0	0.0	16.0	76%	0	0	0	0	0	8.0	10.2	9.6	10.0	9.0	4.0	4.5	4.3	4.4	4.0	0.0	0.0	0.0	0.0	0.0
5/23/2007	3	1,348	0.0	0.0	0.0	0.0	0.0	0.0	0.0	0.0	0.0	0.0	0.0	0.0	0.0	0.0	0.0	11.0	73%	0	0	0	0	0	0.0	0.0	0.0	0.0	0.0	0.0	0.0	0.0	0.0	0.0	0.0	0.0	0.0	0.0	0.0
5/24/2007	4	1,695	13.0	14.6	13.7	13.9	13.0	8.0	9.0	8.4	8.3	8.0	3.0	3.4	3.2	2.7	3.0	12.0	80%	0	0	0	0	0	0.0	0.0	0.0	0.0	0.0	0.0	0.0	0.0	0.0	0.0	0.0	0.0	0.0	0.0	0.0
5/25/2007	5	1,497	19.0	20.5	19.0	19.0	23.1	14.0	15.1	14.0	13.6	18.1	9.0	9.7	9.0	8.2	13.1	8.0	55%	1	0	0	0	0	14.0	14.6	13.7	13.9	13.0	8.0	9.0	8.4	8.3	8.0	3.0	3.4	3.2	2.7	3.0
5/26/2007	6	1,672	14.0	16.0	15.1	15.8	14.0	9.0	10.3	9.7	10.1	9.0	4.0	4.6	4.3	4.4	4.0	14.0	96%	0	1	0	0	0	18.0	20.5	19.0	19.0	23.1	14.0	15.1	14.0	13.6	18.1	9.0	9.7	9.0	8.2	13.1
5/27/2007	7	1,545	12.0	13.6	12.8	11.9	12.0	7.0	7.9	7.4	6.2	7.0	2.0	2.3	2.1	0.6	2.0	13.0	49%	0	0	1	0	0	14.0	16.0	15.1	15.8	14.0	9.0	10.3	9.7	10.1	9.0	4.0	4.6	4.3	4.4	4.0
5/28/2007	1	1,475	6.0	6.7	6.3	5.0	6.0	1.0	1.1	1.1	0.0	1.0	0.0	0.0	0.0	0.0	0.0	12.0	49%	0	0	0	0	0	15.0	13.6	12.8	11.9	12.0	7.0	7.9	7.4	6.2	7.0	2.0	2.3	2.1	0.6	2.0
5/29/2007	2	1,642	0.0	0.0	0.0	0.0	0.0	0.0	0.0	0.0	0.0	0.0	0.0	0.0	0.0	0.0	0.0	10.0	88%	0	0	0	0	0	12.0	6.7	6.3	5.0	6.0	1.0	1.1	1.1	0.0	1.0	0.0	0.0	0.0	0.0	0.0
5/30/2007	3	1,499	0.0	0.0	0.0	0.0	0.0	0.0	0.0	0.0	0.0	0.0	0.0	0.0	0.0	0.0	0.0	8.0	96%	0	0	0	0	0	0.0	0.0	0.0	0.0	0.0	0.0	0.0	0.0	0.0	0.0	0.0	0.0	0.0	0.0	0.0
5/31/2007	4	1,379	1.0	1.1	1.0	0.0	1.0	0.0	0.0	0.0	0.0	0.0	0.0	0.0	0.0	0.0	0.0	8.0	54%	0	0	0	0	0	0.0	0.0	0.0	0.0	0.0	0.0	0.0	0.0	0.0	0.0	0.0	0.0	0.0	0.0	0.0
6/1/2007	5	1,543	0.0	0.0	0.0	0.0	0.0	0.0	0.0	0.0	0.0	0.0	0.0	0.0	0.0	0.0	0.0	7.0	34%	1	0	0	0	0	2.0	1.1	1.0	0.0	1.0	0.0	0.0	0.0	0.0	0.0	0.0	0.0	0.0	0.0	0.0
6/2/2007	6	996	6.0	6.3	5.9	5.6	6.0	1.0	1.1	1.0	0.3	1.0	0.0	0.0	0.0	0.0	0.0	5.0	78%	0	1	0	0	0	3.0	0.0	0.0	0.0	0.0	0.0	0.0	0.0	0.0	0.0	0.0	0.0	0.0	0.0	0.0
6/3/2007	7	879	0.0	0.0	0.0	0.0	0.0	0.0	0.0	0.0	0.0	0.0	0.0	0.0	0.0	0.0	0.0	9.0	63%	0	0	1	0	0	3.0	6.3	5.9	5.6	6.0	1.0	1.1	1.0	0.3	1.0	0.0	0.0	0.0	0.0	0.0
6/4/2007	1	1,219	5.0	5.6	5.3	3.1	5.0	0.0	0.0	0.0	0.0	0.0	0.0	0.0	0.0	0.0	0.0	12.0	25%	0	0	0	0	0	0.0	0.0	0.0	0.0	0.0	0.0	0.0	0.0	0.0	0.0	0.0	0.0	0.0	0.0	0.0
6/5/2007	2	1,136	13.0	13.8	12.8	11.1	13.0	8.0	8.5	7.9	5.8	8.0	3.0	3.2	3.0	0.5	3.0	6.0	20%	0	0	0	0	0	9.0	5.6	5.3	3.1	5.0	0.0	0.0	0.0	0.0	0.0	0.0	0.0	0.0	0.0	0.0
6/6/2007	3	1,530	11.0	12.1	11.3	11.2	11.0	6.0	6.6	6.2	5.7	6.0	1.0	1.1	1.0	0.2	1.0	10.0	72%	0	0	0	0	0	10.0	13.8	12.8	11.1	13.0	8.0	8.5	7.9	5.8	8.0	3.0	3.2	3.0	0.5	3.0
6/7/2007	4	1,295	1.0	1.1	1.1	0.8	1.0	0.0	0.0	0.0	0.0	0.0	0.0	0.0	0.0	0.0	0.0	14.0	91%	0	0	0	0	0	13.0	12.1	11.3	11.2	11.0	6.0	6.6	6.2	5.7	6.0	1.0	1.1	1.0	0.2	1.0
6/8/2007	5	1,025	7.0	8.0	7.5	5.5	7.0	2.0	2.3	2.2	0.0	2.0	0.0	0.0	0.0	0.0	0.0	14.0	26%	1	0	0	0	0	4.0	1.1	1.1	0.8	1.0	0.0	0.0	0.0	0.0	0.0	0.0	0.0	0.0	0.0	0.0
6/9/2007	6	1,002	0.0	0.0	0.0	0.0	0.0	0.0	0.0	0.0	0.0	0.0	0.0	0.0	0.0	0.0	0.0	10.0	49%	0	1	0	0	0	9.0	8.0	7.5	5.5	7.0	2.0	2.3	2.2	0.0	2.0	0.0	0.0	0.0	0.0	0.0
6/10/2007	7	1,063	0.0	0.0	0.0	0.0	0.0	0.0	0.0	0.0	0.0	0.0	0.0	0.0	0.0	0.0	0.0	8.0	49%	0	0	1	0	0	0.0	0.0	0.0	0.0	0.0	0.0	0.0	0.0	0.0	0.0	0.0	0.0	0.0	0.0	0.0
6/11/2007	1	978	0.0	0.0	0.0	0.0	0.0	0.0	0.0	0.0	0.0	0.0	0.0	0.0	0.0	0.0	0.0	12.0	44%	0	0	0	0	0	1.0	0.0	0.0	0.0	0.0	0.0	0.0	0.0	0.0	0.0	0.0	0.0	0.0	0.0	0.0
6/12/2007	2	787	0.0	0.0	0.0	0.0	0.0	0.0	0.0	0.0	0.0	0.0	0.0	0.0	0.0	0.0	0.0	12.0	42%	0	0	0	0	0	0.0	0.0	0.0	0.0	0.0	0.0	0.0	0.0	0.0	0.0	0.0	0.0	0.0	0.0	0.0
6/13/2007	3	1,071	0.0	0.0	0.0	0.0	0.0	0.0	0.0	0.0	0.0	0.0	0.0	0.0	0.0	0.0	0.0	9.0	92%	0	0	0	0	0	0.0	0.0	0.0	0.0	0.0	0.0	0.0	0.0	0.0	0.0	0.0	0.0	0.0	0.0	0.0
6/14/2007	4	843	0.0	0.0	0.0	0.0	0.0	0.0	0.0	0.0	0.0	0.0	0.0	0.0	0.0	0.0	0.0	5.0	94%	0	0	0	0	0	0.0	0.0	0.0	0.0	0.0	0.0	0.0	0.0	0.0	0.0	0.0	0.0	0.0	0.0	0.0
6/15/2007	5	856	0.0	0.0	0.0	0.0	0.0	0.0	0.0	0.0	0.0	0.0	0.0	0.0	0.0	0.0	0.0	10.0	67%	1	0	0	0	0	0.0	0.0	0.0	0.0	0.0	0.0	0.0	0.0	0.0	0.0	0.0	0.0	0.0	0.0	0.0
6/16/2007	6	853	0.0	0.0	0.0	0.0	0.0	0.0	0.0	0.0	0.0	0.0	0.0	0.0	0.0	0.0	0.0	5.0	31%	0	1	0	0	0	0.0	0.0	0.0	0.0	0.0	0.0	0.0	0.0	0.0	0.0	0.0	0.0	0.0	0.0	0.0
6/17/2007	7	1,030	0.0	0.0	0.0	0.0	0.0	0.0	0.0	0.0	0.0	0.0	0.0	0.0	0.0	0.0	0.0	11.0	80%	0	0	1	0	0	1.0	0.0	0.0	0.0	0.0	0.0	0.0	0.0	0.0	0.0	0.0	0.0	0.0	0.0	0.0
6/18/2007	1	855	0.0	0.0	0.0	0.0	0.0	0.0	0.0	0.0	0.0	0.0	0.0	0.0	0.0	0.0	0.0	16.0	76%	0	0	0	0	0	7.0	0.0	0.0	0.0	0.0	0.0	0.0	0.0	0.0	0.0	0.0	0.0	0.0	0.0	0.0
6/19/2007	2	913	4.0	4.8	4.6	3.0	4.0	0.0	0.0	0.0	0.0	0.0	0.0	0.0	0.0	0.0	0.0	19.0	46%	0	0	0	0	0	0.0	0.0	0.0	0.0	0.0	0.0	0.0	0.0	0.0	0.0	0.0	0.0	0.0	0.0	0.0
6/20/2007	3	976	0.0	0.0	0.0	0.0	0.0	0.0	0.0	0.0	0.0	0.0	0.0	0.0	0.0	0.0	0.0	11.0	26%	0	0	0	0	0	9.0	4.8	4.6	3.0	4.0	0.0	0.0	0.0	0.0	0.0	0.0	0.0	0.0	0.0	0.0
6/21/2007	4	915	1.0	1.0	1.0	0.0	1.0	0.0	0.0	0.0	0.0	0.0	0.0	0.0	0.0	0.0	0.0	4.0	31%	0	0	0	0	0	5.0	0.0	0.0	0.0	0.0	0.0	0.0	0.0	0.0	0.0	0.0	0.0	0.0	0.0	0.0
6/22/2007	5	857	0.0	0.0	0.0	0.0	0.0	0.0	0.0	0.0	0.0	0.0	0.0	0.0	0.0	0.0	0.0	8.0	24%	1	0	0	0	0	8.0	1.0	1.0	0.0	1.0	0.0	0.0	0.0	0.0	0.0	0.0	0.0	0.0	0.0	0.0
6/23/2007	6	1,505	0.0	0.0	0.0	0.0	0.0	0.0	0.0	0.0	0.0	0.0	0.0	0.0	0.0	0.0	0.0	9.0	37%	0	1	0	0	0	0.0	0.0	0.0	0.0	0.0	0.0	0.0	0.0	0.0	0.0	0.0	0.0	0.0	0.0	0.0
6/24/2007	7	1,428	0.0	0.0	0.0	0.0	0.0	0.0	0.0	0.0	0.0	0.0	0.0	0.0	0.0	0.0	0.0	9.0	64%	0	0	1	0	0	0.0	0.0	0.0	0.0	0.0	0.0	0.0	0.0	0.0	0.0	0.0	0.0	0.0	0.0	0.0
6/25/2007	1	1,067	0.0	0.0	0.0	0.0	0.0	0.0	0.0	0.0	0.0	0.0	0.0	0.0	0.0	0.0	0.0	12.0	57%	0	0	0	0	0	0.0	0.0	0.0	0.0	0.0	0.0	0.0	0.0	0.0	0.0	0.0	0.0	0.0	0.0	0.0
6/26/2007	2	1,027	0.0	0.0	0.0	0.0	0.0	0.0	0.0	0.0	0.0	0.0	0.0	0.0	0.0	0.0	0.0	14.0	54%	0	0	0	0	0	0.0	0.0	0.0	0.0	0.0	0.0	0.0	0.0	0.0	0.0	0.0	0.0	0.0	0.0	0.0
6/27/2007	3	1,108	5.0	5.7	5.3	4.4	5.0	0.0	0.0	0.0	0.0	0.0	0.0	0.0	0.0	0.0	0.0	13.0	61%	0	0	0	0	0	0.0	0.0	0.0	0.0	0.0	0.0	0.0	0.0	0.0	0.0	0.0	0.0	0.0	0.0	0.0
6/28/2007	4	1,028	6.0	6.3	5.9	5.1	6.0	1.0	1.1	1.0	0.0	1.0	0.0	0.0	0.0	0.0	0.0	5.0	65%	0	0	0	0	0	8.0	5.7	5.3	4.4	5.0	0.0	0.0	0.0	0.0	0.0	0.0	0.0	0.0	0.0	0.0
6/29/2007	5	1,046	5.0	5.2	4.8	2.9	5.0	0.0	0.0	0.0	0.0	0.0	0.0	0.0	0.0	0.0	0.0	3.0	33%	1	0	0	0	0	6.0	6.3	5.9	5.1	6.0	1.0	1.1	1.0	0.0	1.0	0.0	0.0	0.0	0.0	0.0
6/30/2007	6	798	0.0	0.0	0.0	0.0	0.0	0.0	0.0	0.0	0.0	0.0	0.0	0.0	0.0	0.0	0.0	5.0	49%	0	1	0	0	0	8.0	5.2	4.8	2.9	5.0	0.0	0.0	0.0	0.0	0.0	0.0	0.0	0.0	0.0	0.0
7/1/2007	7	834	0.0	0.0	0.0	0.0	0.0	0.0	0.0	0.0	0.0	0.0	0.0	0.0	0.0	0.0	0.0	12.0	81%	0	0	1	0	0	5.0	0.0	0.0	0.0	0.0	0.0	0.0	0.0	0.0	0.0	0.0	0.0	0.0	0.0	0.0
7/2/2007	1	1,091	0.0	0.0	0.0	0.0	0.0	0.0	0.0	0.0	0.0	0.0	0.0	0.0	0.0	0.0	0.0	7.0	67%	0	0	0	0	0	6.0	0.0	0.0	0.0	0.0	0.0	0.0	0.0	0.0	0.0	0.0	0.0	0.0	0.0	0.0

7/3/2007	2	917	0.0	0.0	0.0	0.0	0.0	0.0	0.0	0.0	0.0	0.0	0.0	0.0	0.0	0.0	0.0	4.0	62%	0	0	0	0	0	2.0	0.0	0.0	0.0	0.0	0.0	0.0	0.0	0.0	0.0	0.0	0.0	0.0	0.0	0.0
7/4/2007	3	868	0.0	0.0	0.0	0.0	0.0	0.0	0.0	0.0	0.0	0.0	0.0	0.0	0.0	0.0	0.0	8.0	31%	0	1	0	0	0	0.0	0.0	0.0	0.0	0.0	0.0	0.0	0.0	0.0	0.0	0.0	0.0	0.0	0.0	0.0
7/5/2007	4	911	0.0	0.0	0.0	0.0	0.0	0.0	0.0	0.0	0.0	0.0	0.0	0.0	0.0	0.0	0.0	8.0	33%	0	0	0	0	0	0.0	0.0	0.0	0.0	0.0	0.0	0.0	0.0	0.0	0.0	0.0	0.0	0.0	0.0	0.0
7/6/2007	5	841	0.0	0.0	0.0	0.0	0.0	0.0	0.0	0.0	0.0	0.0	0.0	0.0	0.0	0.0	0.0	7.0	19%	1	0	0	0	0	0.0	0.0	0.0	0.0	0.0	0.0	0.0	0.0	0.0	0.0	0.0	0.0	0.0	0.0	0.0
7/7/2007	6	875	0.0	0.0	0.0	0.0	0.0	0.0	0.0	0.0	0.0	0.0	0.0	0.0	0.0	0.0	0.0	9.0	37%	0	1	0	0	0	0.0	0.0	0.0	0.0	0.0	0.0	0.0	0.0	0.0	0.0	0.0	0.0	0.0	0.0	0.0
7/8/2007	7	798	0.0	0.0	0.0	0.0	0.0	0.0	0.0	0.0	0.0	0.0	0.0	0.0	0.0	0.0	0.0	10.0	79%	0	0	1	0	0	0.0	0.0	0.0	0.0	0.0	0.0	0.0	0.0	0.0	0.0	0.0	0.0	0.0	0.0	0.0
7/9/2007	1	1,024	1.0	1.1	1.0	0.0	1.0	0.0	0.0	0.0	0.0	0.0	0.0	0.0	0.0	0.0	0.0	7.0	43%	0	0	0	0	0	0.0	0.0	0.0	0.0	0.0	0.0	0.0	0.0	0.0	0.0	0.0	0.0	0.0	0.0	0.0
7/10/2007	2	688	4.0	4.7	4.5	4.1	4.0	0.0	0.0	0.0	0.0	0.0	0.0	0.0	0.0	0.0	0.0	17.0	82%	0	0	0	0	0	2.0	1.1	1.0	0.0	1.0	0.0	0.0	0.0	0.0	0.0	0.0	0.0	0.0	0.0	0.0
7/11/2007	3	1,109	4.0	4.5	4.2	2.9	4.0	0.0	0.0	0.0	0.0	0.0	0.0	0.0	0.0	0.0	0.0	12.0	52%	0	0	0	0	0	9.0	4.7	4.5	4.1	4.0	0.0	0.0	0.0	0.0	0.0	0.0	0.0	0.0	0.0	0.0
7/12/2007	4	887	3.0	3.4	3.2	0.8	3.0	0.0	0.0	0.0	0.0	0.0	0.0	0.0	0.0	0.0	0.0	13.0	22%	0	0	0	0	0	6.0	4.5	4.2	2.9	4.0	0.0	0.0	0.0	0.0	0.0	0.0	0.0	0.0	0.0	0.0
7/13/2007	5	915	3.0	3.3	3.0	1.9	3.0	0.0	0.0	0.0	0.0	0.0	0.0	0.0	0.0	0.0	0.0	9.0	60%	1	0	0	0	0	9.0	3.4	3.2	0.8	3.0	0.0	0.0	0.0	0.0	0.0	0.0	0.0	0.0	0.0	0.0
7/14/2007	6	951	0.0	0.0	0.0	0.0	0.0	0.0	0.0	0.0	0.0	0.0	0.0	0.0	0.0	0.0	0.0	11.0	37%	0	1	0	0	0	11.0	3.3	3.0	1.9	3.0	0.0	0.0	0.0	0.0	0.0	0.0	0.0	0.0	0.0	0.0
7/15/2007	7	1,481	1.0	1.1	1.0	0.0	1.0	0.0	0.0	0.0	0.0	0.0	0.0	0.0	0.0	0.0	0.0	5.0	52%	0	0	1	0	0	3.0	0.0	0.0	0.0	0.0	0.0	0.0	0.0	0.0	0.0	0.0	0.0	0.0	0.0	0.0
7/16/2007	1	1,577	0.0	0.0	0.0	0.0	0.0	0.0	0.0	0.0	0.0	0.0	0.0	0.0	0.0	0.0	0.0	5.0	56%	0	0	0	0	0	6.0	1.1	1.0	0.0	1.0	0.0	0.0	0.0	0.0	0.0	0.0	0.0	0.0	0.0	0.0
7/17/2007	2	1,539	0.0	0.0	0.0	0.0	0.0	0.0	0.0	0.0	0.0	0.0	0.0	0.0	0.0	0.0	0.0	3.0	40%	0	0	0	0	0	6.0	0.0	0.0	0.0	0.0	0.0	0.0	0.0	0.0	0.0	0.0	0.0	0.0	0.0	0.0
7/18/2007	3	1,370	0.0	0.0	0.0	0.0	0.0	0.0	0.0	0.0	0.0	0.0	0.0	0.0	0.0	0.0	0.0	5.0	22%	0	0	0	0	0	1.0	0.0	0.0	0.0	0.0	0.0	0.0	0.0	0.0	0.0	0.0	0.0	0.0	0.0	0.0
7/19/2007	4	860	0.0	0.0	0.0	0.0	0.0	0.0	0.0	0.0	0.0	0.0	0.0	0.0	0.0	0.0	0.0	8.0	20%	0	0	0	0	0	0.0	0.0	0.0	0.0	0.0	0.0	0.0	0.0	0.0	0.0	0.0	0.0	0.0	0.0	0.0
7/20/2007	5	843	1.0	1.1	1.0	0.0	1.0	0.0	0.0	0.0	0.0	0.0	0.0	0.0	0.0	0.0	0.0	6.0	20%	1	0	0	0	0	4.0	0.0	0.0	0.0	0.0	0.0	0.0	0.0	0.0	0.0	0.0	0.0	0.0	0.0	0.0
7/21/2007	6	1,176	0.0	0.0	0.0	0.0	0.0	0.0	0.0	0.0	0.0	0.0	0.0	0.0	0.0	0.0	0.0	11.0	37%	0	1	0	0	0	6.0	1.1	1.0	0.0	1.0	0.0	0.0	0.0	0.0	0.0	0.0	0.0	0.0	0.0	0.0
7/22/2007	7	1,557	0.0	0.0	0.0	0.0	0.0	0.0	0.0	0.0	0.0	0.0	0.0	0.0	0.0	0.0	0.0	11.0	70%	0	0	1	0	0	0.0	0.0	0.0	0.0	0.0	0.0	0.0	0.0	0.0	0.0	0.0	0.0	0.0	0.0	0.0
7/23/2007	1	1,476	0.0	0.0	0.0	0.0	0.0	0.0	0.0	0.0	0.0	0.0	0.0	0.0	0.0	0.0	0.0	3.0	43%	0	0	0	0	0	0.0	0.0	0.0	0.0	0.0	0.0	0.0	0.0	0.0	0.0	0.0	0.0	0.0	0.0	0.0
7/24/2007	2	1,630	0.0	0.0	0.0	0.0	0.0	0.0	0.0	0.0	0.0	0.0	0.0	0.0	0.0	0.0	0.0	8.0	48%	0	0	0	0	0	0.0	0.0	0.0	0.0	0.0	0.0	0.0	0.0	0.0	0.0	0.0	0.0	0.0	0.0	0.0
7/25/2007	3	1,495	0.0	0.0	0.0	0.0	0.0	0.0	0.0	0.0	0.0	0.0	0.0	0.0	0.0	0.0	0.0	11.0	18%	0	0	0	0	0	0.0	0.0	0.0	0.0	0.0	0.0	0.0	0.0	0.0	0.0	0.0	0.0	0.0	0.0	0.0
7/26/2007	4	832	0.0	0.0	0.0	0.0	0.0	0.0	0.0	0.0	0.0	0.0	0.0	0.0	0.0	0.0	0.0	7.0	65%	0	0	0	0	0	0.0	0.0	0.0	0.0	0.0	0.0	0.0	0.0	0.0	0.0	0.0	0.0	0.0	0.0	0.0
7/27/2007	5	844	0.0	0.0	0.0	0.0	0.0	0.0	0.0	0.0	0.0	0.0	0.0	0.0	0.0	0.0	0.0	7.0	37%	1	0	0	0	0	0.0	0.0	0.0	0.0	0.0	0.0	0.0	0.0	0.0	0.0	0.0	0.0	0.0	0.0	0.0
7/28/2007	6	801	0.0	0.0	0.0	0.0	0.0	0.0	0.0	0.0	0.0	0.0	0.0	0.0	0.0	0.0	0.0	3.0	17%	0	1	0	0	0	0.0	0.0	0.0	0.0	0.0	0.0	0.0	0.0	0.0	0.0	0.0	0.0	0.0	0.0	0.0
7/29/2007	7	850	0.0	0.0	0.0	0.0	0.0	0.0	0.0	0.0	0.0	0.0	0.0	0.0	0.0	0.0	0.0	7.0	20%	0	0	1	0	0	0.0	0.0	0.0	0.0	0.0	0.0	0.0	0.0	0.0	0.0	0.0	0.0	0.0	0.0	0.0
7/30/2007	1	789	0.0	0.0	0.0	0.0	0.0	0.0	0.0	0.0	0.0	0.0	0.0	0.0	0.0	0.0	0.0	7.0	20%	0	0	0	0	0	0.0	0.0	0.0	0.0	0.0	0.0	0.0	0.0	0.0	0.0	0.0	0.0	0.0	0.0	0.0
7/31/2007	2	866	0.0	0.0	0.0	0.0	0.0	0.0	0.0	0.0	0.0	0.0	0.0	0.0	0.0	0.0	0.0	11.0	18%	0	0	0	0	0	0.0	0.0	0.0	0.0	0.0	0.0	0.0	0.0	0.0	0.0	0.0	0.0	0.0	0.0	0.0
8/1/2007	3	1,059	0.0	0.0	0.0	0.0	0.0	0.0	0.0	0.0	0.0	0.0	0.0	0.0	0.0	0.0	0.0	12.0	52%	0	0	0	0	0	0.0	0.0	0.0	0.0	0.0	0.0	0.0	0.0	0.0	0.0	0.0	0.0	0.0	0.0	0.0
8/2/2007	4	842	0.0	0.0	0.0	0.0	0.0	0.0	0.0	0.0	0.0	0.0	0.0	0.0	0.0	0.0	0.0	13.0	20%	0	0	0	0	0	0.0	0.0	0.0	0.0	0.0	0.0	0.0	0.0	0.0	0.0	0.0	0.0	0.0	0.0	0.0
8/3/2007	5	817	1.0	1.0	1.0	0.0	1.0	0.0	0.0	0.0	0.0	0.0	0.0	0.0	0.0	0.0	0.0	4.0	43%	1	0	0	0	0	1.0	0.0	0.0	0.0	0.0	0.0	0.0	0.0	0.0	0.0	0.0	0.0	0.0	0.0	0.0
8/4/2007	6	779	0.0	0.0	0.0	0.0	0.0	0.0	0.0	0.0	0.0	0.0	0.0	0.0	0.0	0.0	0.0	9.0	63%	0	1	0	0	0	6.0	1.0	1.0	0.0	1.0	0.0	0.0	0.0	0.0	0.0	0.0	0.0	0.0	0.0	0.0
8/5/2007	7	967	0.0	0.0	0.0	0.0	0.0	0.0	0.0	0.0	0.0	0.0	0.0	0.0	0.0	0.0	0.0	8.0	77%	0	0	1	0	0	0.0	0.0	0.0	0.0	0.0	0.0	0.0	0.0	0.0	0.0	0.0	0.0	0.0	0.0	0.0
8/6/2007	1	799	4.0	4.2	3.9	2.8	4.0	0.0	0.0	0.0	0.0	0.0	0.0	0.0	0.0	0.0	0.0	4.0	59%	0	0	0	0	0	2.0	0.0	0.0	0.0	0.0	0.0	0.0	0.0	0.0	0.0	0.0	0.0	0.0	0.0	0.0
8/7/2007	2	806	0.0	0.0	0.0	0.0	0.0	0.0	0.0	0.0	0.0	0.0	0.0	0.0	0.0	0.0	0.0	9.0	65%	0	0	0	0	0	7.0	4.2	3.9	2.8	4.0	0.0	0.0	0.0	0.0	0.0	0.0	0.0	0.0	0.0	0.0
8/8/2007	3	859	0.0	0.0	0.0	0.0	0.0	0.0	0.0	0.0	0.0	0.0	0.0	0.0	0.0	0.0	0.0	5.0	78%	0	0	0	0	0	0.0	0.0	0.0	0.0	0.0	0.0	0.0	0.0	0.0	0.0	0.0	0.0	0.0	0.0	0.0
8/9/2007	4	808	0.0	0.0	0.0	0.0	0.0	0.0	0.0	0.0	0.0	0.0	0.0	0.0	0.0	0.0	0.0	7.0	47%	0	0	0	0	0	4.0	0.0	0.0	0.0	0.0	0.0	0.0	0.0	0.0	0.0	0.0	0.0	0.0	0.0	0.0
8/10/2007	5	830	0.0	0.0	0.0	0.0	0.0	0.0	0.0	0.0	0.0	0.0	0.0	0.0	0.0	0.0	0.0	6.0	53%	1	0	0	0	0	0.0	0.0	0.0	0.0	0.0	0.0	0.0	0.0	0.0	0.0	0.0	0.0	0.0	0.0	0.0
8/11/2007	6	881	0.0	0.0	0.0	0.0	0.0	0.0	0.0	0.0	0.0	0.0	0.0	0.0	0.0	0.0	0.0	11.0	54%	0	1	0	0	0	0.0	0.0	0.0	0.0	0.0	0.0	0.0	0.0	0.0	0.0	0.0	0.0	0.0	0.0	0.0
8/12/2007	7	870	7.0	7.4	6.9	5.6	7.0	2.0	2.1	2.0	0.3	2.0	0.0	0.0	0.0	0.0	0.0	6.0	46%	0	0	1	0	0	0.0	0.0	0.0	0.0	0.0	0.0	0.0	0.0	0.0	0.0	0.0	0.0	0.0	0.0	0.0
8/13/2007	1	857	6.0	6.5	6.0	5.2	6.0	1.0	1.1	1.0	0.0	1.0	0.0	0.0	0.0	0.0	0.0	8.0	62%	0	0	0	0	0	3.0	7.4	6.9	5.6	7.0	2.0	2.1	2.0	0.3	2.0	0.0	0.0	0.0	0.0	0.0
8/14/2007	2	1,119	0.0	0.0	0.0	0.0	0.0	0.0	0.0	0.0	0.0	0.0	0.0	0.0	0.0	0.0	0.0	7.0	64%	0	0	0	0	0	6.0	6.5	6.0	5.2	6.0	1.0	1.1	1.0	0.0	1.0	0.0	0.0	0.0	0.0	0.0
8/15/2007	3	1,136	0.0	0.0	0.0	0.0	0.0	0.0	0.0	0.0	0.0	0.0	0.0	0.0	0.0	0.0	0.0	8.0	54%	0	0	0	0	0	1.0	0.0	0.0	0.0	0.0	0.0	0.0	0.0	0.0	0.0	0.0	0.0	0.0	0.0	0.0
8/16/2007	4	949	8.0	8.6	8.0	6.4	8.0	3.0	3.2	3.0	1.0	3.0	0.0	0.0	0.0	0.0	0.0	8.0	32%	0	0	0	0	0	4.0	0.0	0.0	0.0	0.0	0.0	0.0	0.0	0.0	0.0	0.0	0.0	0.0	0.0	0.0
8/17/2007	5	909	8.0	8.5	7.9	6.0	8.0	3.0	3.2	3.0	0.7	3.0	0.0	0.0	0.0	0.0	0.0	6.0	26%	1	0	0	0	0	13.0	8.6	8.0	6.4	8.0	3.0	3.2	3.0	1.0	3.0	0.0	0.0	0.0	0.0	0.0
8/18/2007	6	891	11.0	12.0	11.1	11.3	11.0	6.0	6.5	6.1	5.8	6.0	1.0	1.1	1.0	0.4	1.0	9.0	78%	0	1	0	0	0	12.0	8.5	7.9	6.0	8.0	3.0	3.2	3.0	0.7	3.0	0.0	0.0	0.0	0.0	0.0
8/19/2007	7	882	3.0	3.4	3.2	2.9	3.0	0.0	0.0	0.0	0.0	0.0	0.0	0.0	0.0	0.0	0.0	14.0	85%	0	0	1	0	0	7.0	12.0	11.1	11.3	11.0	6.0	6.5	6.1	5.8	6.0	1.0	1.1	1.0	0.4	1.0
8/20/2007	1	945	6.0	6.8	6.4	6.8	6.0	1.0	1.1	1.1	1.1	1.0	0.0	0.0	0.0	0.0	0.0	13.0	100%	0	0	0	0	0	5.0	3.4	3.2	2.9	3.0	0.0	0.0	0.0	0.0	0.0	0.0	0.0	0.0	0.0	0.0
8/21/2007	2	1,169	0.0	0.0	0.0	0.0	0.0	0.0	0.0	0.0	0.0	0.0	0.0	0.0	0.0	0.0	0.0	6.0	88%	0	0	0	0	0	6.0	6.8	6.4	6.8	6.0	1.0	1.1	1.1	1.1	1.0	0.0	0.0	0.0	0.0	0.0
8/22/2007	3	871	0.0	0.0	0.0	0.0	0.0	0.0	0.0	0.0	0.0	0.0	0.0	0.0	0.0	0.0	0.0	8.0	43%	0	0	0	0	0	0.0	0.0	0.0	0.0	0.0	0.0	0.0	0.0	0.0	0.0	0.0	0.0	0.0	0.0	0.0
8/23/2007	4	932	1.0	1.1	1.0	0.0	1.0	0.0	0.0	0.0	0.0	0.0	0.0	0.0	0.0	0.0	0.0	5.0	57%	0	0	0	0	0	0.0	0.0	0.0	0.0	0.0	0.0	0.0	0.0	0.0	0.0	0.0	0.0	0.0	0.0	0.0
8/24/2007	5	983	7.0	7.3	6.8	6.6	7.0	2.0	2.1	2.0	1.4	2.0	0.0	0.0	0.0	0.0	0.0	4.0	81%	1	0	0	0	0	4.0	1.1	1.0	0.0	1.0	0.0	0.0	0.0	0.0	0.0	0.0	0.0	0.0	0.0	0.0
8/25/2007	6	1,046	5.0	5.1	4.8	3.9	5.0	0.0	0.0	0.0	0.0	0.0	0.0	0.0	0.0	0.0	0.0	2.0	63%	0	1	0	0	0	7.0	7.3	6.8	6.6	7.0	2.0	2.1	2.0	1.4	2.0	0.0	0.0	0.0	0.0	0.0
8/26/2007	7	1,962	0.0	0.0	0.0	0.0	0.0	0.0	0.0	0.0	0.0	0.0	0.0	0.0	0.0	0.0	0.0	12.0	36%	0	0	1	0	0	4.0	5.1	4.8	3.9	5.0	0.0	0.0	0.0	0.0	0.0	0.0	0.0	0.0	0.0	0.0
8/27/2007	1	2,185	0.0	0.0	0.0	0.0	0.0	0.0	0.0	0.0	0.0	0.0	0.0	0.0	0.0	0.0	0.0	7.0	89%	0	0	0	0	0	2.0	0.0	0.0	0.0	0.0	0.0	0.0	0.0	0.0	0.0	0.0	0.0	0.0	0.0	0.0
8/28/2007	2	2,092	8.0	8.6	8.0	8.2	8.0	3.0	3.2	3.0	2.8	3.0	0.0	0.0	0.0	0.0	0.0	8.0	88%	0	0	0	0	0	0.0	0.0	0.0	0.0	0.0	0.0	0.0	0.0	0.0	0.0	0.0	0.0	0.0	0.0	0.0
8/29/2007	3	2,076	8.0	8.5	7.9	5.9	8.0	3.0	3.2	3.0	0.6	3.0	0.0	0.0	0.0	0.0	0.0	6.0	24%	0	0	0	0	0	9.0	8.6	8.0	8.2	8.0	3.0	3.2	3.0	2.8	3.0	0.0	0.0	0.0	0.0	0.0
8/30/2007	4	2,274	7.0	7.4	6.9	4.9	7.0	2.0	2.1	2.0	0.0	2.0	0.0	0.0	0.0	0.0	0.0	6.0	24%	0	0	0	0	0	12.0	8.5	7.9	5.9	8.0	3.0	3.2	3.0	0.6	3.0	0.0	0.0	0.0	0.0	0.0
8/31/2007	5	1,531	0.0	0.0	0.0	0.0	0.0	0.0	0.0	0.0	0.0	0.0	0.0	0.0	0.0	0.0	0.0	6.0	38%	1	0	0	0	0	9.0	7.4	6.9	4.9	7.0	2.0	2.1	2.0	0.0	2.0	0.0	0.0	0.0	0.0	0.0
9/1/2007	6	1,512	0.0	0.0	0.0	0.0	0.0	0.0	0.0	0.0	0.0	0.0	0.0	0.0	0.0	0.0	0.0	13.0	39%	0	1	0	0	0	1.0	0.0	0.0	0.0	0.0	0.0	0.0	0.0	0.0	0.0	0.0	0.0	0.0	0.0	0.0
9/2/2007	7	1,526	2.0	2.2	2.0	0.0	2.0	0.0	0.0	0.0	0.0	0.0	0.0	0.0	0.0	0.0	0.0	8.0	21%	0	1	0	0	0	0.0	0.0	0.0	0.0	0.0	0.0	0.0	0.0	0.0	0.0	0.0	0.0	0.0	0.0	0.0
9/3/2007	1	1,149	0.0	0.0	0.0	0.0	0.0	0.0	0.0	0.0	0.0	0.0	0.0	0.0	0.0	0.0	0.0	8.0	44%	0	0	1	0	0	4.0	2.2	2.0	0.0	2.0	0.0	0.0	0.0	0.0	0.0	0.0	0.0	0.0	0.0	0.0
9/4/2007	2	750	1.0	1.1	1.0	0.0	1.0	0.0	0.0	0.0	0.0	0.0	0.0	0.0	0.0	0.0	0.0	7.0	28%	0	0	0	0	0	12.0	0.0	0.0	0.0	0.0	0.0	0.0	0.0	0.0	0.0	0.0	0.0	0.0	0.0	0.0
9/5/2007	3	994	0.0	0.0	0.0	0.0	0.0	0.0	0.0	0.0	0.0	0.0	0.0	0.0	0.0	0.0	0.0	11.0	33%	0	0	0	0	0	3.0	1.1	1.0	0.0	1.0	0.0	0.0	0.0	0.0	0.0	0.0	0.0	0.0	0.0	0.0
9/6/2007	4	965	0.0	0.0	0.0	0.0	0.0	0.0	0.0	0.0	0.0	0.0	0.0	0.0	0.0	0.0	0.0	6.0	100%	0	0	0	0	0	0.0	0.0	0.0	0.0	0.0	0.0	0.0	0.0	0.0	0.0	0.0	0.0	0.0	0.0	0.0
9/7/2007	5	1,061	7.0	7.7	7.2	6.8	7.0	2.0	2.2	2.1	1.3	2.0	0.0	0.0	0.0	0.0	0.0	10.0	72%	1	0	0	0	0	1.0	0.0	0.0	0.0	0.0	0.0	0.0	0.0	0.0	0.0	0.0	0.0	0.0	0.0	0.0
9/8/2007	6	1,909	17.0	17.9	16.7	17.3	19.1	12.0	12.6	11.8	12.0	14.1	7.0	7.4	6.9	6.8	9.1	5.0	83%	0	1	0	0	0	3.0	7.7	7.2	6.8	7.0	2.0	2.2	2.1	1.3	2.0	0.0	0.0	0.0	0.0	0.0
9/9/2007	7	2,468	17.0	17.9	16.7	16.4	19.1	12.0	12.6	11.8	11.2	14.1	7.0	7.4	6.9	5.9	9.1	5.0	57%	0	0	1	0	0	17.0	17.9	16.7	17.3	19.1	12.0	12.6	11.8	12.0	14.1	7.0	7.4	6.9	6.8	9.1
9/10/2007	1	1,642	10.0	10.9	10.1	9.5	10.0	5.0	5.5	5.1	4.0	5.0	0.0	0.0	0.0	0.0	0.0	9.0	57%	0	0	0	0	0	17.0	17.9	16.7	16.4	19.1	12.0	12.6	11.8	11.2	14.1	7.0	7.4	6.9	5.9	9.1
9/11/2007	2	1,567	20.0	23.4	22.3	22.5	27.3	15.0	17.6	16.7	16.7	22.3	10.0	11.7	11.1	10.8	17.3	17.0	73%	0	0	0	0	0	15.0	10.9	10.1	9.5	10.0	5.0	5.5	5.1	4.0	5.0	0.0	0.0	0.0	0.0	0.0
9/12/2007	3	1,251	19.0	20.7	19.2	18.2	23.5	14.0	15.3	14.2	12.8	18.5	9.0	9.8	9.1	7.3	13.5	9.0	25%	0	0	0	0	0	19.0	23.4	22.3	22.5	27.3	15.0	17.6	16.7	16.7	22.3	10.0	11.7	11.1	10.8	17.3
9/13/2007	4	2,177	18.0	20.9	19.8	20.1	24.4	13.0	15.1	14.3	14.3	19.4	8.0	9.3	8.8	8.5	14.4	16.0	78%	0	0	0	0	0	21.0	20.7	19.2	18.2	23.5	14.0	15.3	14.2	12.8	18.5	9.0	9.8	9.1	7.3	13.5
9/14/2007	5	2,836	26.0	29.4	27.6	28.5	33.8	21.0	23.7	22.3	22.9	28.8	16.0	18.1	17.0	17.2	23.8	13.0	74%	1	0	0	0	0	18.0	20.9	19.8	20.1	24.4	13.0	15.1	14.3	14.3	19.4	8.0	9.3	8.8	8.5	14.4
9/15/2007	6	1,501	17.0	18.5	17.2	16.5	21.1	12.0	13.1	12.2	11.0	16.1	7.0	7.6	7.1	5.6	11.1	9.0	38%	0	1	0	0	0	26.0	29.4	27.6	28.5	33.8	21.0	23.7	22.3	22.9	28.8	16.0	18.1	17.0	17.2	23.8
9/16/2007	7	1,677	8.0	8.6	8.0	5.3	8.0	3.0	3.2	3.0	0.0	3.0	0.0	0.0	0.0	0.0	0.0	8.0	1%	0	0	1	0	0	21.0	18.5	17.2	16.5	21.1	12.0	13.1	12.2	11.0	16.1	7.0	7.6	7.1	5.6	11.1
9/17/2007	1	1,995	6.0	6.4	6.0	5.8	6.0	1.0	1.1	1.0	0.5	1.0	0.0	0.0	0.0	0.0	0.0	7.0	82%	0	0	0	0	0	8.0	8.6	8.0	5.3	8.0	3.0	3.2	3.0	0.0	3.0	0.0	0.0	0.0	0.0	0.0
9/18/2007	2	2,011	7.0	7.4	6.9	7.4	7.0	2.0	2.1	2.0	2.1	2.0	0.0	0.0	0.0	0.0	0.0	5.0	100%	0	0	0	0	0	7.0	6.4	6.0	5.8	6.0	1.0	1.1	1.0	0.5	1.0	0.0	0.0	0.0	0.0	0.0
9/19/2007	3	1,942	16.0	17.4	16.2	16.5	19.8	11.0	12.0	11.1	11.0	14.8	6.0	6.5	6.1	5.6	9.8	9.0	71%	0	0	0	0	0	3.0	7.4	6.9	7.4	7.0	2.0	2.1	2.0	2.1	2.0	0.0	0.0	0.0	0.0	0.0
9/20/2007	4	1,523	15.0	16.8	15.8	16.7	15.0	10.0	11.2	10.5	11.1	10.0	5.0	5.6	5.3	5.5	5.0	12.0	96%	0	0	0	0	0	16.0	17.4	16.2	16.5	19.8	11.0	12.0	11.1	11.0	14.8	6.0	6.5	6.1	5.6	9.8
9/21/2007	5	1,622	6.0	6.7	6.3	6.0	6.0	1.0	1.1	1.1	0.4	1.0	0.0	0.0	0.0	0.0	0.0	12.0	79%	1	0	0	0	0	19.0	16.8	15.8	16.7	15.0	10.0	11.2	10.5	11.1	10.0	5.0	5.6	5.3	5.5	5.0
9/22/2007	6	1,232	7.0	7.6	7.1	4.3	7.0	2.0	2.2	2.0	0.0	2.0	0.0	0.0	0.0	0.0	0.0	9.0	0%	0	1	0	0	0	9.0	6.7	6.3	6.0	6.0	1.0	1.1	1.1	0.4	1.0	0.0	0.0	0.0	0.0	0.0
9/23/2007	7	868	0.0	0.0	0.0	0.0	0.0	0.0	0.0	0.0	0.0	0.0	0.0	0.0	0.0	0.0	0.0	15.0	1%	0	0	1	0	0	9.0	7.6	7.1	4.3	7.0	2.0	2.2	2.0	0.0	2.0	0.0	0.0	0.0	0.0	0.0
9/24/2007	1	1,239	1.0	1.1	1.0	0.0	1.0	0.0	0.0	0.0	0.0	0.0	0.0	0.0	0.0	0.0	0.0	9.0	67%	0	0	0	0	0	0.0	0.0	0.0	0.0	0.0	0.0	0.0	0.0	0.0	0.0	0.0	0.0	0.0	0.0	0.0
9/25/2007	2	2,209	19.0	21.1	19.7	20.8	24.3	14.0	15.5	14.5	15.2	19.3	9.0	10.0	9.3	9.7	14.3	11.0	90%	0	0	0	0	0	0.0	1.1	1.0	0.0	1.0	0.0	0.0	0.0	0.0	0.0	0.0	0.0	0.0	0.0	0.0
9/26/2007	3	1,854	15.0	16.1	14.9	15.0	15.0	10.0	10.7	9.9	9.6	10.0	5.0	5.4	5.0	4.3	5.0	7.0	68%	0	0	0	0	0	17.0	21.1	19.7	20.8	24.3	14.0	15.5	14.5	15.2	19.3	9.0	10.0	9.3	9.7	14.3
9/27/2007	4	1,721	11.0	11.9	11.0	10.4	11.0	6.0	6.5	6.0	5.0	6.0	1.0	1.1	1.0	0.0	1.0	8.0	55%	0	0	0	0	0	18.0	16.1	14.9	15.0	15.0	10.0	10.7	9.9	9.6	10.0	5.0	5.4	5.0	4.3	5.0
9/28/2007	5	1,387	16.0	17.3	16.0	14.9	19.5	11.0	11.9	11.0	9.5	14.5	6.0	6.5	6.0	4.1	9.5	8.0	30%	1	0	0	0	0	10.0	11.9	11.0	10.4	11.0	6.0	6.5	6.0	5.0	6.0	1.0	1.1	1.0	0.0	1.0
9/29/2007	6	1,022	2.0	2.3	2.2	1.0	2.0	0.0	0.0	0.0	0.0	0.0	0.0	0.0	0.0	0.0	0.0	15.0	60%	0	1	0	0	0	18.0	17.3	16.0	14.9	19.5	11.0	11.9	11.0	9.5	14.5	6.0	6.5	6.0	4.1	9.5
9/30/2007	7	2,039	7.0	7.6	7.1	7.0	7.0	2.0	2.2	2.0	1.5	2.0	0.0	0.0	0.0	0.0	0.0	9.0	80%	0	0	1	0	0	5.0	2.3	2.2	1.0	2.0	0.0	0.0	0.0	0.0	0.0	0.0	0.0	0.0	0.0	0.0
10/1/2007	1	1,881	15.0	15.9	14.8	13.8	15.0	10.0	10.6	9.9	8.5	10.0	5.0	5.3	4.9	3.2	5.0	6.0	38%	0	0	0	0	0	6.0	7.6	7.1	7.0	7.0	2.0	2.2	2.0	1.5	2.0	0.0	0.0	0.0	0.0	0.0
10/2/2007	2	2,053	6.0	6.7	6.3	5.9	6.0	1.0	1.1	1.1	0.3	1.0	0.0	0.0	0.0	0.0	0.0	12.0	76%	0	0	0	0	0	10.0	15.9	14.8	13.8	15.0	10.0	10.6	9.9	8.5	10.0	5.0	5.3	4.9	3.2	5.0
10/3/2007	3	1,744	10.0	10.6	9.9	8.2	10.0	5.0	5.3	4.9	2.9	5.0	0.0	0.0	0.0	0.0	0.0	6.0	28%	0	0	0	0	0	5.0	6.7	6.3	5.9	6.0	1.0	1.1	1.1	0.3	1.0	0.0	0.0	0.0	0.0	0.0
10/4/2007	4	1,927	10.0	10.6	9.9	8.8	10.0	5.0	5.3	4.9	3.5	5.0	0.0	0.0	0.0	0.0	0.0	6.0	47%	0	0	0	0	0	10.0	10.6	9.9	8.2	10.0	5.0	5.3	4.9	2.9	5.0	0.0	0.0	0.0	0.0	0.0
10/5/2007	5	1,635	15.0	16.8	15.8	16.6	15.0	10.0	11.2	10.5	11.0	10.0	5.0	5.6	5.3	5.4	5.0	12.0	95%	1	0	0	0	0	12.0	10.6	9.9	8.8	10.0	5.0	5.3	4.9	3.5	5.0	0.0	0.0	0.0	0.0	0.0
10/6/2007	6	1,122	5.0	5.5	5.1	4.9	5.0	0.0	0.0	0.0	0.0	0.0	0.0	0.0	0.0	0.0	0.0	10.0	83%	0	1	0	0	0	17.0	16.8	15.8	16.6	15.0	10.0	11.2	10.5	11.0	10.0	5.0	5.6	5.3	5.4	5.0
10/7/2007	7	1,548	8.0	8.6	8.0	8.4	8.0	3.0	3.2	3.0	3.0	3.0	0.0	0.0	0.0	0.0	0.0	7.0	94%	0	0	1	0	0	12.0	5.5	5.1	4.9	5.0	0.0	0.0	0.0	0.0	0.0	0.0	0.0	0.0	0.0	0.0
10/8/2007	1	2,365	19.0	20.9	19.5	20.9	23.9	14.0	15.4	14.4	15.4	18.9	9.0	9.9	9.2	9.9	13.9	10.0	100%	0	0	0	0	0	7.0	8.6	8.0	8.4	8.0	3.0	3.2	3.0	3.0	3.0	0.0	0.0	0.0	0.0	0.0
10/9/2007	2	3,302	28.0	33.3	31.9	33.3	38.2	23.0	27.4	26.2	27.4	33.2	18.0	21.4	20.5	21.4	28.2	19.0	100%	0	0	0	0	0	16.0	20.9	19.5	20.9	23.9	14.0	15.4	14.4	15.4	18.9	9.0	9.9	9.2	9.9	13.9
10/10/2007	3	3,023	25.0	27.3	25.3	27.3	30.9	20.0	21.8	20.3	21.8	25.9	15.0	16.4	15.2	16.4	20.9	9.0	100%	0	0	0	0	0	28.0	33.3	31.9	33.3	38.2	23.0	27.4	26.2	27.4	33.2	18.0	21.4	20.5	21.4	28.2
10/11/2007	4	2,481	22.0	23.8	22.0	23.5	26.8	17.0	18.4	17.0	18.1	21.8	12.0	13.0	12.0	12.7	16.8	8.0	93%	0	0	0	0	0	23.0	27.3	25.3	27.3	30.9	20.0	21.8	20.3	21.8	25.9	15.0	16.4	15.2	16.4	20.9
10/12/2007	5	2,468	23.0	23.9	22.4	23.9	25.4	18.0	18.7	17.6	18.7	20.4	13.0	13.5	12.7	13.5	15.4	4.0	99%	1	0	0	0	0	29.0	23.8	22.0	23.5	26.8	17.0	18.4	17.0	18.1	21.8	12.0	13.0	12.0	12.7	16.8
10/13/2007	6	2,117	17.0	17.3	16.4	16.9	17.0	12.0	12.2	11.6	11.8	12.0	7.0	7.1	6.7	6.7	7.0	2.0	88%	0	1	0	0	0	28.0	23.9	22.4	23.9	25.4	18.0	18.7	17.6	18.7	20.4	13.0	13.5	12.7	13.5	15.4
10/14/2007	7	2,985	21.0	21.6	20.3	20.4	21.0	16.0	16.5	15.5	15.2	16.0	11.0	11.3	10.7	10.1	11.0	3.0	62%	0	0	1	0	0	20.0	17.3	16.4	16.9	17.0	12.0	12.2	11.6	11.8	12.0	7.0	7.1	6.7	6.7	7.0
10/15/2007	1	2,903	20.0	21.8	20.3	20.5	24.8	15.0	16.4	15.2	15.0	19.8	10.0	10.9	10.1	9.6	14.8	9.0	60%	0	0	0	0	0	25.0	21.6	20.3	20.4	21.0	16.0	16.5	15.5	15.2	16.0	11.0	11.3	10.7	10.1	11.0
10/16/2007	2	3,218	21.0	23.1	21.5	23.1	26.4	16.0	17.6	16.4	17.6	21.4	11.0	12.1	11.3	12.1	16.4	10.0	100%	0	0	0	0	0	25.0	21.8	20.3	20.5	24.8	15.0	16.4	15.2	15.0	19.8	10.0	10.9	10.1	9.6	14.8
10/17/2007	3	2,432	16.0	17.4	16.2	17.4	19.8	11.0	12.0	11.1	12.0	14.8	6.0	6.5	6.1	6.5	9.8	9.0	100%	0	0	0	0	0	22.0	23.1	21.5	23.1	26.4	16.0	17.6	16.4	17.6	21.4	11.0	12.1	11.3	12.1	16.4
10/18/2007	4	2,138	15.0	16.8	15.8	16.8	15.0	10.0	11.2	10.5	11.2	10.0	5.0	5.6	5.3	5.6	5.0	12.0	100%	0	0	0	0	0	17.0	17.4	16.2	17.4	19.8	11.0	12.0	11.1	12.0	14.8	6.0	6.5	6.1	6.5	9.8
10/19/2007	5	2,570	18.0	21.4	20.5	21.3	25.1	13.0	15.5	14.8	15.4	20.1	8.0	9.5	9.1	9.4	15.1	19.0	97%	1	0	0	0	0	14.0	16.8	15.8	16.8	15.0	10.0	11.2	10.5	11.2	10.0	5.0	5.6	5.3	5.6	5.0
10/20/2007	6	1,965	20.0	21.2	19.8	19.7	23.3	15.0	15.9	14.8	14.4	18.3	10.0	10.6	9.9	9.1	13.3	6.0	56%	0	1	0	0	0	16.0	21.4	20.5	21.3	25.1	13.0	15.5	14.8	15.4	20.1	8.0	9.5	9.1	9.4	15.1
10/21/2007	7	2,713	20.0	21.0	19.6	20.7	22.7	15.0	15.8	14.7	15.5	17.7	10.0	10.5	9.8	10.2	12.7	5.0	92%	0	0	1	0	0	13.0	21.2	19.8	19.7	23.3	15.0	15.9	14.8	14.4	18.3	10.0	10.6	9.9	9.1	13.3
10/22/2007	1	2,641	24.0	25.9	24.0	23.1	29.2	19.0	20.5	19.0	17.7	24.2	14.0	15.1	14.0	12.3	19.2	8.0	14%	0	0	0	0	0	24.0	21.0	19.6	20.7	22.7	15.0	15.8	14.7	15.5	17.7	10.0	10.5	9.8	10.2	12.7
10/23/2007	2	2,854	19.0	21.5	20.2	20.6	24.9	14.0	15.8	14.9	15.0	19.9	9.0	10.2	9.6	9.3	14.9	13.0	75%	0	0	0	0	0	23.0	25.9	24.0	23.1	29.2	19.0	20.5	19.0	17.7	24.2	14.0	15.1	14.0	12.3	19.2
10/24/2007	3	2,734	24.0	25.2	23.6	22.5	27.4	19.0	20.0	18.6	17.3	22.4	14.0	14.7	13.7	12.0	17.4	5.0	19%	0	0	0	0	0	27.0	21.5	20.2	20.6	24.9	14.0	15.8	14.9	15.0	19.9	9.0	10.2	9.6	9.3	14.9
10/25/2007	4	2,071	12.0	13.7	12.9	10.4	12.0	7.0	8.0	7.5	4.7	7.0	2.0	2.3	2.2	0.0	2.0	14.0	3%	0	0	0	0	0	30.0	25.2	23.6	22.5	27.4	19.0	20.0	18.6	17.3	22.4	14.0	14.7	13.7	12.0	17.4
10/26/2007	5	2,880	24.0	25.7	23.9	24.0	28.7	19.0	20.3	18.9	18.7	23.7	14.0	15.0	13.9	13.3	18.7	7.0	51%	1	0	0	0	0	15.0	13.7	12.9	10.4	12.0	7.0	8.0	7.5	4.7	7.0	2.0	2.3	2.2	0.0	2.0
10/27/2007	6	3,393	28.0	30.2	28.0	27.3	34.1	23.0	24.8	23.0	21.9	29.1	18.0	19.4	18.0	16.5	24.1	8.0	13%	0	1	0	0	0	25.0	25.7	23.9	24.0	28.7	19.0	20.3	18.9	18.7	23.7	14.0	15.0	13.9	13.3	18.7
10/28/2007	7	3,442	27.0	29.2	27.0	26.3	32.8	22.0	23.8	22.0	20.9	27.8	17.0	18.4	17.0	15.5	22.8	8.0	15%	0	0	1	0	0	33.0	30.2	28.0	27.3	34.1	23.0	24.8	23.0	21.9	29.1	18.0	19.4	18.0	16.5	24.1
10/29/2007	1	2,770	17.0	17.7	16.6	15.0	18.4	12.0	12.5	11.7	9.8	13.4	7.0	7.3	6.8	4.6	8.4	4.0	21%	0	0	0	0	0	33.0	29.2	27.0	26.3	32.8	22.0	23.8	22.0	20.9	27.8	17.0	18.4	17.0	15.5	22.8
10/30/2007	2	2,827	12.0	12.8	11.9	10.8	12.0	7.0	7.5	7.0	5.5	7.0	2.0	2.1	2.0	0.1	2.0	7.0	40%	0	0	0	0	0	23.0	17.7	16.6	15.0	18.4	12.0	12.5	11.7	9.8	13.4	7.0	7.3	6.8	4.6	8.4
10/31/2007	3	3,910	27.0	31.6	30.0	30.5	36.3	22.0	25.7	24.5	24.6	31.3	17.0	19.9	18.9	18.8	26.3	17.0	67%	0	0	0	0	0	14.0	12.8	11.9	10.8	12.0	7.0	7.5	7.0	5.5	7.0	2.0	2.1	2.0	0.1	2.0
11/1/2007	4	2,757	26.0	28.1	26.0	26.0	31.6	21.0	22.7	21.0	20.6	26.6	16.0	17.3	16.0	15.2	21.6	8.0	37%	0	0	0	0	0	22.0	31.6	30.0	30.5	36.3	22.0	25.7	24.5	24.6	31.3	17.0	19.9	18.9	18.8	26.3
11/2/2007	5	3,205	25.0	28.5	26.9	27.1	32.8	20.0	22.8	21.5	21.4	27.8	15.0	17.1	16.1	15.7	22.8	14.0	57%	1	0	0	0	0	32.0	28.1	26.0	26.0	31.6	21.0	22.7	21.0	20.6	26.6	16.0	17.3	16.0	15.2	21.6
11/3/2007	6	3,382	28.0	29.7	27.7	28.1	32.8	23.0	24.4	22.7	22.8	27.8	18.0	19.1	17.8	17.5	22.8	6.0	52%	0	1	0	0	0	22.0	28.5	26.9	27.1	32.8	20.0	22.8	21.5	21.4	27.8	15.0	17.1	16.1	15.7	22.8
11/4/2007	7	3,288	28.0	29.7	27.7	28.3	32.8	23.0	24.4	22.7	23.0	27.8	18.0	19.1	17.8	17.7	22.8	6.0	60%	0	0	1	0	0	28.0	29.7	27.7	28.1	32.8	23.0	24.4	22.7	22.8	27.8	18.0	19.1	17.8	17.5	22.8
11/5/2007	1	4,458	33.0	39.3	37.5	39.3	44.7	28.0	33.3	31.9	33.3	39.7	23.0	27.4	26.2	27.4	34.7	19.0	100%	0	0	0	0	0	30.0	29.7	27.7	28.3	32.8	23.0	24.4	22.7	23.0	27.8	18.0	19.1	17.8	17.7	22.8
11/6/2007	2	4,947	36.0	39.6	36.9	39.6	45.0	31.0	34.1	31.8	34.1	40.0	26.0	28.6	26.7	28.6	35.0	10.0	100%	0	0	0	0	0	31.0	39.3	37.5	39.3	44.7	28.0	33.3	31.9	33.3	39.7	23.0	27.4	26.2	27.4	34.7
11/7/2007	3	4,254	34.0	36.7	34.0	35.9	41.4	29.0	31.3	29.0	30.5	36.4	24.0	25.9	24.0	25.1	31.4	8.0	76%	0	0	0	0	0	37.0	39.6	36.9	39.6	45.0	31.0	34.1	31.8	34.1	40.0	26.0	28.6	26.7	28.6	35.0
11/8/2007	4	3,913	34.0	35.0	32.9	35.0	34.0	29.0	29.9	28.1	29.8	29.0	24.0	24.7	23.3	24.7	24.0	3.0	98%	0	0	0	0	0	37.0	36.7	34.0	35.9	41.4	29.0	31.3	29.0	30.5	36.4	24.0	25.9	24.0	25.1	31.4
11/9/2007	5	3,753	32.0	34.2	31.8	34.2	38.3	27.0	28.9	26.8	28.9	33.3	22.0	23.5	21.9	23.5	28.3	7.0	100%	1	0	0	0	0	33.0	35.0	32.9	35.0	34.0	29.0	29.9	28.1	29.8	29.0	24.0	24.7	23.3	24.7	24.0
11/10/2007	6	3,574	27.0	29.7	27.7	28.4	33.8	22.0	24.2	22.6	22.9	28.8	17.0	18.7	17.4	17.4	23.8	10.0	62%	0	1	0	0	0	33.0	34.2	31.8	34.2	38.3	27.0	28.9	26.8	28.9	33.3	22.0	23.5	21.9	23.5	28.3
11/11/2007	7	3,230	23.0	24.8	23.0	23.0	28.0	18.0	19.4	18.0	17.6	23.0	13.0	14.0	13.0	12.2	18.0	8.0	46%	0	0	1	0	0	33.0	29.7	27.7	28.4	33.8	22.0	24.2	22.6	22.9	28.8	17.0	18.7	17.4	17.4	23.8
11/12/2007	1	3,031	22.0	24.2	22.6	22.0	27.6	17.0	18.7	17.4	16.5	22.6	12.0	13.2	12.3	11.0	17.6	10.0	35%	0	0	0	0	0	28.0	24.8	23.0	23.0	28.0	18.0	19.4	18.0	17.6	23.0	13.0	14.0	13.0	12.2	18.0
11/13/2007	2	3,696	16.0	18.7	17.8	18.3	22.1	11.0	12.9	12.2	12.5	17.1	6.0	7.0	6.7	6.6	12.1	17.0	88%	0	0	0	0	0	24.0	24.2	22.6	22.0	27.6	17.0	18.7	17.4	16.5	22.6	12.0	13.2	12.3	11.0	17.6
11/14/2007	3	5,059	29.0	35.4	34.1	35.4	40.3	24.0	29.3	28.2	29.3	35.3	19.0	23.2	22.3	23.2	30.3	22.0	100%	0	0	0	0	0	17.0	18.7	17.8	18.3	22.1	11.0	12.9	12.2	12.5	17.1	6.0	7.0	6.7	6.6	12.1
11/15/2007	4	4,880	37.0	40.0	37.0	39.9	45.0	32.0	34.6	32.0	34.5	40.0	27.0	29.2	27.0	29.1	35.0	8.0	97%	0	0	0	0	0	30.0	35.4	34.1	35.4	40.3	24.0	29.3	28.2	29.3	35.3	19.0	23.2	22.3	23.2	30.3
11/16/2007	5	4,624	33.0	36.3	33.8	36.3	41.3	28.0	30.8	28.7	30.8	36.3	23.0	25.3	23.6	25.3	31.3	10.0	100%	1	0	0	0	0	37.0	40.0	37.0	39.9	45.0	32.0	34.6	32.0	34.5	40.0	27.0	29.2	27.0	29.1	35.0
11/17/2007	6	4,793	38.0	41.0	38.0	40.2	46.2	33.0	35.6	33.0	34.8	41.2	28.0	30.2	28.0	29.4	36.2	8.0	75%	0	1	0	0	0	36.0	36.3	33.8	36.3	41.3	28.0	30.8	28.7	30.8	36.3	23.0	25.3	23.6	25.3	31.3
11/18/2007	7	4,020	36.0	40.3	37.8	39.8	46.0	31.0	34.7	32.6	34.2	41.0	26.0	29.1	27.3	28.6	36.0	12.0	84%	0	0	1	0	0	43.0	41.0	38.0	40.2	46.2	33.0	35.6	33.0	34.8	41.2	28.0	30.2	28.0	29.4	36.2
11/19/2007	1	3,698	27.0	29.4	27.3	28.5	33.4	22.0	24.0	22.3	23.0	28.4	17.0	18.5	17.2	17.6	23.4	9.0	72%	0	0	0	0	0	41.0	40.3	37.8	39.8	46.0	31.0	34.7	32.6	34.2	41.0	26.0	29.1	27.3	28.6	36.0
11/20/2007	2	4,719	35.0	38.5	35.9	38.4	43.8	30.0	33.0	30.8	32.9	38.8	25.0	27.5	25.6	27.4	33.8	10.0	96%	0	0	0	0	0	26.0	29.4	27.3	28.5	33.4	22.0	24.0	22.3	23.0	28.4	17.0	18.5	17.2	17.6	23.4
11/21/2007	3	6,523	43.0	47.3	44.1	47.2	53.7	38.0	41.8	39.0	41.7	48.7	33.0	36.3	33.8	36.2	43.7	10.0	97%	0	0	0	0	0	35.0	38.5	35.9	38.4	43.8	30.0	33.0	30.8	32.9	38.8	25.0	27.5	25.6	27.4	33.8
11/22/2007	4	6,667	47.0	48.4	45.5	47.3	47.0	42.0	43.3	40.7	42.1	42.0	37.0	38.1	35.8	37.0	37.0	3.0	66%	1	0	0	0	0	45.0	47.3	44.1	47.2	53.7	38.0	41.8	39.0	41.7	48.7	33.0	36.3	33.8	36.2	43.7
11/23/2007	5	6,732	40.0	42.8	39.8	42.7	47.9	35.0	37.5	34.8	37.4	42.9	30.0	32.1	29.8	32.0	37.9	7.0	98%	0	1	0	0	0	55.0	48.4	45.5	47.3	47.0	42.0	43.3	40.7	42.1	42.0	37.0	38.1	35.8	37.0	37.0
11/24/2007	6	5,162	37.0	41.1	38.4	40.6	46.8	32.0	35.5	33.2	35.1	41.8	27.0	30.0	28.0	29.5	36.8	11.0	86%	0	1	0	0	0	44.0	42.8	39.8	42.7	47.9	35.0	37.5	34.8	37.4	42.9	30.0	32.1	29.8	32.0	37.9
11/25/2007	7	5,620	32.0	35.2	32.8	34.3	40.0	27.0	29.7	27.7	28.8	35.0	22.0	24.2	22.6	23.3	30.0	10.0	74%	0	0	1	0	0	42.0	41.1	38.4	40.6	46.8	32.0	35.5	33.2	35.1	41.8	27.0	30.0	28.0	29.5	36.8
11/26/2007	1	6,066	49.0	55.4	52.1	55.2	62.9	44.0	49.7	46.8	49.5	57.9	39.0	44.1	41.4	43.9	52.9	13.0	94%	0	0	0	0	0	36.0	35.2	32.8	34.3	40.0	27.0	29.7	27.7	28.8	35.0	22.0	24.2	22.6	23.3	30.0
11/27/2007	2	7,291	64.0	71.0	66.4	70.4	80.5	59.0	65.5	61.2	64.8	75.5	54.0	59.9	56.0	59.3	70.5	11.0	80%	0	0	0	0	0	50.0	55.4	52.1	55.2	62.9	44.0	49.7	46.8	49.5	57.9	39.0	44.1	41.4	43.9	52.9
11/28/2007	3	7,075	55.0	61.1	57.1	61.1	69.2	50.0	55.5	51.9	55.5	64.2	45.0	50.0	46.7	50.0	59.2	11.0	100%	0	0	0	0	0	64.0	71.0	66.4	70.4	80.5	59.0	65.5	61.2	64.8	75.5	54.0	59.9	56.0	59.3	70.5
11/29/2007	4	7,881	60.0	67.2	63.0	65.7	76.2	55.0	61.6	57.8	60.1	71.2	50.0	56.0	52.5	54.5	66.2	12.0	55%	0	0	0	0	0	56.0	61.1	57.1	61.1	69.2	50.0	55.5	51.9	55.5	64.2	45.0	50.0	46.7	50.0	59.2
11/30/2007	5	7,178	62.0	68.2	63.6	66.1	77.2	57.0	62.7	58.4	60.6	72.2	52.0	57.2	53.3	55.1	67.2	10.0	36%	1	0	0	0	0	66.0	67.2	63.0	65.7	76.2	55.0	61.6	57.8	60.1	71.2	50.0	56.0	52.5	54.5	66.2
12/1/2007	6	6,263	51.0	55.1	51.0	55.0	62.1	46.0	49.7	46.0	49.6	57.1	41.0	44.3	41.0	44.2	52.1	8.0	99%	0	1	0	1	0	69.0	68.2	63.6	66.1	77.2	57.0	62.7	58.4	60.6	72.2	52.0	57.2	53.3	55.1	67.2
12/2/2007	7	6,951	57.0	62.7	58.4	62.2	71.0	52.0	57.2	53.3	56.7	66.0	47.0	51.7	48.2	51.2	61.0	10.0	85%	0	0	1	1	0	58.0	55.1	51.0	55.0	62.1	46.0	49.7	46.0	49.6	57.1	41.0	44.3	41.0	44.2	52.1
12/3/2007	1	7,323	62.0	65.1	60.8	64.1	72.0	57.0	59.9	55.9	58.8	67.0	52.0	54.6	51.0	53.6	62.0	5.0	69%	0	0	0	1	0	51.0	62.7	58.4	62.2	71.0	52.0	57.2	53.3	56.7	66.0	47.0	51.7	48.2	51.2	61.0
12/4/2007	2	7,394	52.0	56.7	52.7	56.7	64.1	47.0	51.2	47.6	51.2	59.1	42.0	45.8	42.5	45.8	54.1	9.0	100%	0	0	0	1	0	58.0	65.1	60.8	64.1	72.0	57.0	59.9	55.9	58.8	67.0	52.0	54.6	51.0	53.6	62.0
12/5/2007	3	8,039	66.0	68.0	63.9	66.8	66.0	61.0	62.8	59.1	61.7	61.0	56.0	57.7	54.3	56.5	56.0	3.0	66%	0	0	0	1	0	59.0	56.7	52.7	56.7	64.1	47.0	51.2	47.6	51.2	59.1	42.0	45.8	42.5	45.8	54.1
12/6/2007	4	7,795	57.0	61.6	57.0	61.0	69.4	52.0	56.2	52.0	55.6	64.4	47.0	50.8	47.0	50.2	59.4	8.0	84%	0	0	0	1	0	70.0	68.0	63.9	66.8	66.0	61.0	62.8	59.1	61.7	61.0	56.0	57.7	54.3	56.5	56.0
12/7/2007	5	8,649	67.0	73.0	67.8	70.8	82.5	62.0	67.6	62.8	65.4	77.5	57.0	62.1	57.7	59.9	72.5	9.0	34%	1	0	0	1	0	63.0	61.6	57.0	61.0	69.4	52.0	56.2	52.0	55.6	64.4	47.0	50.8	47.0	50.2	59.4
12/8/2007	6	8,840	72.0	74.9	70.2	72.9	82.0	67.0	69.7	65.3	67.7	77.0	62.0	64.5	60.5	62.5	72.0	4.0	40%	0	1	0	1	0	68.0	73.0	67.8	70.8	82.5	62.0	67.6	62.8	65.4	77.5	57.0	62.1	57.7	59.9	72.5
12/9/2007	7	8,944	70.0	72.8	68.3	70.6	79.7	65.0	67.6	63.4	65.4	74.7	60.0	62.4	58.5	60.2	69.7	4.0	34%	0	0	1	1	0	75.0	74.9	70.2	72.9	82.0	67.0	69.7	65.3	67.7	77.0	62.0	64.5	60.5	62.5	72.0
12/10/2007	1	8,100	56.0	59.4	55.3	56.7	66.2	51.0	54.1	50.4	51.4	61.2	46.0	48.8	45.4	46.1	56.2	6.0	20%	0	0	0	1	0	71.0	72.8	68.3	70.6	79.7	65.0	67.6	63.4	65.4	74.7	60.0	62.4	58.5	60.2	69.7
12/11/2007	2	8,183	59.0	63.7	59.0	62.0	71.8	54.0	58.3	54.0	56.6	66.8	49.0	52.9	49.0	51.2	61.8	8.0	49%	0	0	0	1	0	57.0	59.4	55.3	56.7	66.2	51.0	54.1	50.4	51.4	61.2	46.0	48.8	45.4	46.1	56.2
12/12/2007	3	6,417	52.0	55.6	51.7	53.4	62.4	47.0	50.3	46.7	48.1	57.4	42.0	44.9	41.7	42.7	52.4	7.0	34%	0	0	0	1	0	60.0	63.7	59.0	62.0	71.8	54.0	58.3	54.0	56.6	66.8	49.0	52.9	49.0	51.2	61.8
12/13/2007	4	8,459	53.0	61.5	58.3	61.4	69.5	48.0	55.7	52.8	55.6	64.5	43.0	49.9	47.3	49.8	59.5	16.0	98%	0	0	0	1	0	53.0	55.6	51.7	53.4	62.4	47.0	50.3	46.7	48.1	57.4	42.0	44.9	41.7	42.7	52.4
12/14/2007	5	8,178	72.0	74.2	69.8	73.2	72.0	67.0	69.0	64.9	68.0	67.0	62.0	63.9	60.1	62.9	62.0	3.0	71%	1	0	0	1	0	55.0	61.5	58.3	61.4	69.5	48.0	55.7	52.8	55.6	64.5	43.0	49.9	47.3	49.8	59.5
12/15/2007	6	6,495	53.0	56.2	52.3	56.2	62.6	48.0	50.9	47.4	50.9	57.6	43.0	45.6	42.5	45.6	52.6	6.0	100%	0	1	0	1	0	76.0	74.2	69.8	73.2	72.0	67.0	69.0	64.9	68.0	67.0	62.0	63.9	60.1	62.9	62.0
12/16/2007	7	7,596	52.0	54.6	51.0	54.3	60.2	47.0	49.4	46.1	49.1	55.2	42.0	44.1	41.2	43.8	50.2	5.0	92%	0	0	1	1	0	55.0	56.2	52.3	56.2	62.6	48.0	50.9	47.4	50.9	57.6	43.0	45.6	42.5	45.6	52.6
12/17/2007	1	6,706	46.0	47.4	44.6	44.7	46.0	41.0	42.2	39.7	39.6	41.0	36.0	37.1	34.9	34.4	36.0	3.0	21%	0	0	0	1	0	66.0	54.6	51.0	54.3	60.2	47.0	49.4	46.1	49.1	55.2	42.0	44.1	41.2	43.8	50.2
12/18/2007	2	6,174	48.0	49.0	46.2	48.6	48.0	43.0	43.9	41.4	43.5	43.0	38.0	38.8	36.5	38.4	38.0	2.0	89%	0	0	0	1	0	53.0	47.4	44.6	44.7	46.0	41.0	42.2	39.7	39.6	41.0	36.0	37.1	34.9	34.4	36.0
12/19/2007	3	5,741	51.0	54.1	50.4	52.5	60.2	46.0	48.8	45.4	47.2	55.2	41.0	43.5	40.5	41.9	50.2	6.0	52%	0	0	0	1	0	49.0	49.0	46.2	48.6	48.0	43.0	43.9	41.4	43.5	43.0	38.0	38.8	36.5	38.4	38.0
12/20/2007	4	4,879	39.0	42.5	39.5	42.4	48.1	34.0	37.1	34.4	37.0	43.1	29.0	31.6	29.4	31.5	38.1	9.0	98%	0	0	0	1	0	43.0	54.1	50.4	52.5	60.2	46.0	48.8	45.4	47.2	55.2	41.0	43.5	40.5	41.9	50.2
12/21/2007	5	4,699	37.0	39.2	36.5	39.2	43.5	32.0	33.9	31.6	33.9	38.5	27.0	28.6	26.7	28.6	33.5	6.0	100%	1	0	0	1	0	40.0	42.5	39.5	42.4	48.1	34.0	37.1	34.4	37.0	43.1	29.0	31.6	29.4	31.5	38.1
12/22/2007	6	6,853	49.0	54.9	51.5	54.5	62.3	44.0	49.3	46.2	48.9	57.3	39.0	43.7	41.0	43.3	52.3	12.0	89%	0	1	0	1	0	36.0	39.2	36.5	39.2	43.5	32.0	33.9	31.6	33.9	38.5	27.0	28.6	26.7	28.6	33.5
12/23/2007	7	6,693	57.0	66.1	62.7	66.1	74.7	52.0	60.3	57.2	60.3	69.7	47.0	54.5	51.7	54.5	64.7	16.0	100%	0	0	1	1	0	47.0	54.9	51.5	54.5	62.3	44.0	49.3	46.2	48.9	57.3	39.0	43.7	41.0	43.3	52.3
12/24/2007	1	5,186	53.0	56.7	52.7	56.2	63.6	48.0	51.4	47.7	50.8	58.6	43.0	46.0	42.7	45.5	53.6	7.0	84%	0	0	0	1	0	53.0	66.1	62.7	66.1	74.7	52.0	60.3	57.2	60.3	69.7	47.0	54.5	51.7	54.5	64.7
12/25/2007	2	5,224	42.0	44.5	41.5	44.2	49.5	37.0	39.2	36.5	38.9	44.5	32.0	33.9	31.6	33.6	39.5	6.0	90%	0	1	0	1	0	47.0	56.7	52.7	56.2	63.6	48.0	51.4	47.7	50.8	58.6	43.0	46.0	42.7	45.5	53.6
12/26/2007	3	5,339	46.0	46.9	44.3	46.9	46.0	41.0	41.8	39.5	41.8	41.0	36.0	36.7	34.7	36.7	36.0	2.0	100%	0	0	0	1	0	45.0	44.5	41.5	44.2	49.5	37.0	39.2	36.5	38.9	44.5	32.0	33.9	31.6	33.6	39.5
12/27/2007	4	5,792	46.0	46.9	44.3	46.9	46.0	41.0	41.8	39.5	41.8	41.0	36.0	36.7	34.7	36.7	36.0	2.0	100%	0	0	0	1	0	49.0	46.9	44.3	46.9	46.0	41.0	41.8	39.5	41.8	41.0	36.0	36.7	34.7	36.7	36.0
12/28/2007	5	5,674	51.0	52.5	49.4	52.5	51.0	46.0	47.4	44.6	47.4	46.0	41.0	42.2	39.7	42.2	41.0	3.0	100%	1	0	0	1	0	62.0	46.9	44.3	46.9	46.0	41.0	41.8	39.5	41.8	41.0	36.0	36.7	34.7	36.7	36.0
12/29/2007	6	5,351	47.0	47.9	45.2	47.9	47.0	42.0	42.8	40.4	42.8	42.0	37.0	37.7	35.6	37.7	37.0	2.0	100%	0	1	0	1	0	65.0	52.5	49.4	52.5	51.0	46.0	47.4	44.6	47.4	46.0	41.0	42.2	39.7	42.2	41.0
12/30/2007	7	5,490	46.0	48.8	45.4	48.7	54.3	41.0	43.5	40.5	43.4	49.3	36.0	38.2	35.6	38.1	44.3	6.0	98%	0	0	1	1	0	53.0	47.9	45.2	47.9	47.0	42.0	42.8	40.4	42.8	42.0	37.0	37.7	35.6	37.7	37.0
12/31/2007	1	6,911	57.0	62.7	58.4	62.5	71.0	52.0	57.2	53.3	57.0	66.0	47.0	51.7	48.2	51.5	61.0	10.0	93%	0	0	0	1	0	53.0	48.8	45.4	48.7	54.3	41.0	43.5	40.5	43.4	49.3	36.0	38.2	35.6	38.1	44.3
1/1/2008	2	8,385	67.0	75.0	70.4	74.1	85.0	62.0	69.4	65.1	68.5	80.0	57.0	63.8	59.9	62.9	75.0	12.0	73%	0	1	0	0	0	53.0	62.7	58.4	62.5	71.0	52.0	57.2	53.3	57.0	66.0	47.0	51.7	48.2	51.5	61.0
1/2/2008	3	7,239	67.0	70.4	65.7	68.5	77.9	62.0	65.1	60.8	63.2	72.9	57.0	59.9	55.9	58.0	67.9	5.0	44%	0	0	0	0	0	65.0	75.0	70.4	74.1	85.0	62.0	69.4	65.1	68.5	80.0	57.0	63.8	59.9	62.9	75.0
1/3/2008	4	5,906	45.0	50.4	47.3	48.8	57.3	40.0	44.8	42.0	43.2	52.3	35.0	39.2	36.8	37.6	47.3	12.0	53%	0	0	0	0	0	69.0	70.4	65.7	68.5	77.9	62.0	65.1	60.8	63.2	72.9	57.0	59.9	55.9	58.0	67.9
1/4/2008	5	5,470	48.0	51.4	47.7	49.7	57.6	43.0	46.0	42.7	44.3	52.6	38.0	40.7	37.8	39.0	47.6	7.0	49%	1	0	0	0	0	47.0	50.4	47.3	48.8	57.3	40.0	44.8	42.0	43.2	52.3	35.0	39.2	36.8	37.6	47.3
1/5/2008	6	4,716	41.0	44.3	41.0	43.8	49.9	36.0	38.9	36.0	38.4	44.9	31.0	33.5	31.0	33.0	39.9	8.0	87%	0	1	0	0	0	49.0	51.4	47.7	49.7	57.6	43.0	46.0	42.7	44.3	52.6	38.0	40.7	37.8	39.0	47.6
1/6/2008	7	3,987	33.0	35.3	32.8	33.1	39.5	28.0	30.0	27.8	27.8	34.5	23.0	24.6	22.9	22.4	29.5	7.0	34%	0	0	1	0	0	38.0	44.3	41.0	43.8	49.9	36.0	38.9	36.0	38.4	44.9	31.0	33.5	31.0	33.0	39.9
1/7/2008	1	4,328	35.0	36.1	33.9	35.8	35.0	30.0	30.9	29.1	30.6	30.0	25.0	25.8	24.2	25.5	25.0	3.0	91%	0	0	0	0	0	31.0	35.3	32.8	33.1	39.5	28.0	30.0	27.8	27.8	34.5	23.0	24.6	22.9	22.4	29.5
1/8/2008	2	5,128	41.0	44.3	41.0	43.3	49.9	36.0	38.9	36.0	37.9	44.9	31.0	33.5	31.0	32.5	39.9	8.0	72%	0	0	0	0	0	42.0	36.1	33.9	35.8	35.0	30.0	30.9	29.1	30.6	30.0	25.0	25.8	24.2	25.5	25.0
1/9/2008	3	5,546	47.0	49.8	46.4	49.8	55.4	42.0	44.5	41.5	44.5	50.4	37.0	39.2	36.5	39.2	45.4	6.0	99%	0	0	0	0	0	39.0	44.3	41.0	43.3	49.9	36.0	38.9	36.0	37.9	44.9	31.0	33.5	31.0	32.5	39.9
1/10/2008	4	5,318	42.0	44.1	41.2	44.1	48.5	37.0	38.9	36.3	38.8	43.5	32.0	33.6	31.4	33.6	38.5	5.0	99%	0	0	0	0	0	47.0	49.8	46.4	49.8	55.4	42.0	44.5	41.5	44.5	50.4	37.0	39.2	36.5	39.2	45.4
1/11/2008	5	5,687	45.0	48.2	44.7	48.2	54.0	40.0	42.8	39.8	42.8	49.0	35.0	37.5	34.8	37.5	44.0	7.0	100%	1	0	0	0	0	44.0	44.1	41.2	44.1	48.5	37.0	38.9	36.3	38.8	43.5	32.0	33.6	31.4	33.6	38.5
1/12/2008	6	6,219	55.0	57.8	54.0	56.9	63.8	50.0	52.5	49.1	51.6	58.8	45.0	47.3	44.2	46.4	53.8	5.0	74%	0	1	0	0	0	43.0	48.2	44.7	48.2	54.0	40.0	42.8	39.8	42.8	49.0	35.0	37.5	34.8	37.5	44.0
1/13/2008	7	7,349	57.0	59.9	55.9	59.6	66.1	52.0	54.6	51.0	54.4	61.1	47.0	49.4	46.1	49.1	56.1	5.0	93%	0	0	1	0	0	46.0	57.8	54.0	56.9	63.8	50.0	52.5	49.1	51.6	58.8	45.0	47.3	44.2	46.4	53.8
1/14/2008	1	8,674	71.0	75.3	70.1	73.1	84.0	66.0	70.0	65.2	67.8	79.0	61.0	64.7	60.2	62.5	74.0	6.0	36%	0	0	0	0	0	51.0	59.9	55.9	59.6	66.1	52.0	54.6	51.0	54.4	61.1	47.0	49.4	46.1	49.1	56.1
1/15/2008	2	7,010	62.0	68.2	63.6	66.2	77.2	57.0	62.7	58.4	60.7	72.2	52.0	57.2	53.3	55.2	67.2	10.0	39%	0	0	0	0	0	70.0	75.3	70.1	73.1	84.0	66.0	70.0	65.2	67.8	79.0	61.0	64.7	60.2	62.5	74.0
1/16/2008	3	8,741	57.0	63.3	59.1	62.6	71.7	52.0	57.7	54.0	57.1	66.7	47.0	52.2	48.8	51.5	61.7	11.0	80%	0	0	0	0	0	65.0	68.2	63.6	66.2	77.2	57.0	62.7	58.4	60.7	72.2	52.0	57.2	53.3	55.2	67.2
1/17/2008	4	8,104	66.0	69.3	64.8	67.2	76.7	61.0	64.1	59.9	61.9	71.7	56.0	58.8	55.0	56.7	66.7	5.0	66%	0	0	0	0	0	58.0	63.3	59.1	62.6	71.7	52.0	57.7	54.0	57.1	66.7	47.0	52.2	48.8	51.5	61.7
1/18/2008	5	10,229	72.0	82.8	78.3	81.1	93.4	67.0	77.1	72.9	75.4	88.4	62.0	71.3	67.4	69.6	83.4	15.0	50%	1	0	0	0	0	75.0	69.3	64.8	67.2	76.7	61.0	64.1	59.9	61.9	71.7	56.0	58.8	55.0	56.7	66.7
1/19/2008	6	10,231	78.0	85.0	79.0	81.7	96.0	73.0	79.6	73.9	76.3	91.0	68.0	74.1	68.9	70.8	86.0	9.0	1%	0	1	0	0	0	72.0	82.8	78.3	81.1	93.4	67.0	77.1	72.9	75.4	88.4	62.0	71.3	67.4	69.6	83.4
1/20/2008	7	10,371	78.0	82.7	77.0	79.6	92.4	73.0	77.4	72.1	74.3	87.4	68.0	72.1	67.2	69.0	82.4	6.0	9%	0	0	1	0	0	83.0	85.0	79.0	81.7	96.0	73.0	79.6	73.9	76.3	91.0	68.0	74.1	68.9	70.8	86.0
1/21/2008	1	9,838	69.0	73.1	68.1	71.5	81.6	64.0	67.8	63.2	66.2	76.6	59.0	62.5	58.3	60.9	71.6	6.0	51%	0	0	0	0	0	82.0	82.7	77.0	79.6	92.4	73.0	77.4	72.1	74.3	87.4	68.0	72.1	67.2	69.0	82.4
1/22/2008	2	9,605	69.0	77.3	72.5	75.9	87.5	64.0	71.7	67.2	70.3	82.5	59.0	66.1	62.0	64.7	77.5	12.0	59%	0	0	0	0	0	77.0	73.1	68.1	71.5	81.6	64.0	67.8	63.2	66.2	76.6	59.0	62.5	58.3	60.9	71.6
1/23/2008	3	10,105	78.0	83.5	77.5	80.4	93.7	73.0	78.1	72.5	75.0	88.7	68.0	72.8	67.6	69.7	83.7	7.0	7%	0	0	0	0	0	72.0	77.3	72.5	75.9	87.5	64.0	71.7	67.2	70.3	82.5	59.0	66.1	62.0	64.7	77.5
1/24/2008	4	8,342	67.0	70.4	65.7	67.1	77.9	62.0	65.1	60.8	61.8	72.9	57.0	59.9	55.9	56.6	67.9	5.0	2%	0	0	0	0	0	82.0	83.5	77.5	80.4	93.7	73.0	78.1	72.5	75.0	88.7	68.0	72.8	67.6	69.7	83.7
1/25/2008	5	7,151	60.0	63.0	58.9	60.5	69.6	55.0	57.8	54.0	55.3	64.6	50.0	52.5	49.1	50.0	59.6	5.0	25%	1	0	0	0	0	73.0	70.4	65.7	67.1	77.9	62.0	65.1	60.8	61.8	72.9	57.0	59.9	55.9	56.6	67.9
1/26/2008	6	7,153	47.0	49.8	46.4	48.4	55.4	42.0	44.5	41.5	43.1	50.4	37.0	39.2	36.5	37.8	45.4	6.0	57%	0	1	0	0	0	66.0	63.0	58.9	60.5	69.6	55.0	57.8	54.0	55.3	64.6	50.0	52.5	49.1	50.0	59.6
1/27/2008	7	5,897	47.0	48.9	45.8	46.8	53.1	42.0	43.7	41.0	41.6	48.1	37.0	38.5	36.1	36.4	43.1	4.0	38%	0	0	1	0	0	53.0	49.8	46.4	48.4	55.4	42.0	44.5	41.5	43.1	50.4	37.0	39.2	36.5	37.8	45.4
1/28/2008	1	6,414	36.0	38.5	35.8	38.0	43.1	31.0	33.2	30.8	32.6	38.1	26.0	27.8	25.8	27.3	33.1	7.0	83%	0	0	0	0	0	50.0	48.9	45.8	46.8	53.1	42.0	43.7	41.0	41.6	48.1	37.0	38.5	36.1	36.4	43.1
1/29/2008	2	11,070	66.0	81.2	78.4	81.0	89.6	61.0	75.0	72.4	74.8	84.6	56.0	68.9	66.5	68.7	79.6	23.0	94%	0	0	0	0	0	37.0	38.5	35.8	38.0	43.1	31.0	33.2	30.8	32.6	38.1	26.0	27.8	25.8	27.3	33.1
1/30/2008	3	10,529	82.0	91.8	86.1	90.2	103.8	77.0	86.2	80.9	84.6	98.8	72.0	80.6	75.6	79.0	93.8	12.0	50%	0	0	0	0	0	61.0	81.2	78.4	81.0	89.6	61.0	75.0	72.4	74.8	84.6	56.0	68.9	66.5	68.7	79.6
1/31/2008	4	8,464	68.0	73.4	68.0	72.2	82.8	63.0	68.0	63.0	66.8	77.8	58.0	62.6	58.0	61.4	72.8	8.0	62%	0	0	0	0	0	83.0	91.8	86.1	90.2	103.8	77.0	86.2	80.9	84.6	98.8	72.0	80.6	75.6	79.0	93.8
2/1/2008	5	6,070	50.0	55.0	51.3	54.5	62.3	45.0	49.5	46.1	49.0	57.3	40.0	44.0	41.0	43.5	52.3	10.0	84%	1	0	0	0	1	77.0	73.4	68.0	72.2	82.8	63.0	68.0	63.0	66.8	77.8	58.0	62.6	58.0	61.4	72.8
2/2/2008	6	5,903	47.0	49.4	46.1	49.4	54.4	42.0	44.1	41.2	44.1	49.4	37.0	38.9	36.3	38.9	44.4	5.0	100%	0	1	0	0	1	51.0	55.0	51.3	54.5	62.3	45.0	49.5	46.1	49.0	57.3	40.0	44.0	41.0	43.5	52.3
2/3/2008	7	5,595	45.0	48.2	44.7	48.0	54.0	40.0	42.8	39.8	42.6	49.0	35.0	37.5	34.8	37.3	44.0	7.0	95%	0	0	1	0	1	50.0	49.4	46.1	49.4	54.4	42.0	44.1	41.2	44.1	49.4	37.0	38.9	36.3	38.9	44.4
2/4/2008	1	5,257	40.0	42.4	39.5	42.4	47.1	35.0	37.1	34.6	37.1	42.1	30.0	31.8	29.6	31.8	37.1	6.0	100%	0	0	0	0	1	50.0	48.2	44.7	48.0	54.0	40.0	42.8	39.8	42.6	49.0	35.0	37.5	34.8	37.3	44.0
2/5/2008	2	7,040	56.0	59.4	55.3	57.4	66.2	51.0	54.1	50.4	52.1	61.2	46.0	48.8	45.4	46.8	56.2	6.0	42%	0	0	0	0	1	44.0	42.4	39.5	42.4	47.1	35.0	37.1	34.6	37.1	42.1	30.0	31.8	29.6	31.8	37.1
2/6/2008	3	7,048	61.0	62.2	58.7	59.6	61.0	56.0	57.1	53.9	54.5	56.0	51.0	52.0	49.1	49.4	51.0	2.0	21%	0	0	0	0	1	55.0	59.4	55.3	57.4	66.2	51.0	54.1	50.4	52.1	61.2	46.0	48.8	45.4	46.8	56.2
2/7/2008	4	5,744	46.0	47.8	44.9	46.2	51.9	41.0	42.6	40.0	41.0	46.9	36.0	37.4	35.1	35.8	41.9	4.0	52%	0	0	0	0	1	63.0	62.2	58.7	59.6	61.0	56.0	57.1	53.9	54.5	56.0	51.0	52.0	49.1	49.4	51.0
2/8/2008	5	5,479	46.0	47.4	44.6	47.4	46.0	41.0	42.2	39.7	42.2	41.0	36.0	37.1	34.9	37.1	36.0	3.0	100%	1	0	0	0	1	48.0	47.8	44.9	46.2	51.9	41.0	42.6	40.0	41.0	46.9	36.0	37.4	35.1	35.8	41.9
2/9/2008	6	9,532	63.0	75.0	71.7	75.0	83.9	58.0	69.0	66.0	69.0	78.9	53.0	63.1	60.3	63.1	73.9	19.0	100%	0	1	0	0	1	52.0	47.4	44.6	47.4	46.0	41.0	42.2	39.7	42.2	41.0	36.0	37.1	34.9	37.1	36.0
2/10/2008	7	10,571	84.0	96.6	91.4	94.9	108.7	79.0	90.9	85.9	89.1	103.7	74.0	85.1	80.5	83.4	98.7	15.0	48%	0	0	1	0	1	64.0	75.0	71.7	75.0	83.9	58.0	69.0	66.0	69.0	78.9	53.0	63.1	60.3	63.1	73.9
2/11/2008	1	8,907	77.0	80.9	75.6	79.7	89.6	72.0	75.6	70.7	74.4	84.6	67.0	70.4	65.7	69.2	79.6	5.0	65%	0	0	0	0	1	82.0	96.6	91.4	94.9	108.7	79.0	90.9	85.9	89.1	103.7	74.0	85.1	80.5	83.4	98.7

2/12/2008	2	7,487	56.0	60.5	56.0	60.5	68.2	51.0	55.1	51.0	55.1	63.2	46.0	49.7	46.0	49.7	58.2	8.0	100%	0	0	0	0	1	86.0	80.9	75.6	79.7	89.6	72.0	75.6	70.7	74.4	84.6	67.0	70.4	65.7	69.2	79.6
2/13/2008	3	8,215	63.0	66.2	61.8	65.7	73.2	58.0	60.9	56.9	60.4	68.2	53.0	55.7	52.0	55.2	63.2	5.0	85%	0	0	0	0	1	59.0	60.5	56.0	60.5	68.2	51.0	55.1	51.0	55.1	63.2	46.0	49.7	46.0	49.7	58.2
2/14/2008	4	9,086	72.0	77.8	72.0	76.0	87.6	67.0	72.4	67.0	70.6	82.6	62.0	67.0	62.0	65.2	77.6	8.0	48%	0	0	0	0	1	71.0	66.2	61.8	65.7	73.2	58.0	60.9	56.9	60.4	68.2	53.0	55.7	52.0	55.2	63.2
2/15/2008	5	8,257	76.0	79.8	74.6	79.4	88.4	71.0	74.6	69.7	74.2	83.4	66.0	69.3	64.8	68.9	78.4	5.0	88%	1	0	0	0	1	75.0	77.8	72.0	76.0	87.6	67.0	72.4	67.0	70.6	82.6	62.0	67.0	62.0	65.2	77.6
2/16/2008	6	5,193	48.0	52.3	48.6	51.2	59.2	43.0	46.9	43.5	45.8	54.2	38.0	41.4	38.5	40.3	49.2	9.0	67%	0	1	0	0	1	79.0	79.8	74.6	79.4	88.4	71.0	74.6	69.7	74.2	83.4	66.0	69.3	64.8	68.9	78.4
2/17/2008	7	6,748	50.0	56.5	53.1	56.4	64.2	45.0	50.9	47.8	50.8	59.2	40.0	45.2	42.5	45.1	54.2	13.0	97%	0	0	1	0	1	51.0	52.3	48.6	51.2	59.2	43.0	46.9	43.5	45.8	54.2	38.0	41.4	38.5	40.3	49.2
2/18/2008	1	8,482	69.0	78.0	73.3	76.8	88.2	64.0	72.3	68.0	71.2	83.2	59.0	66.7	62.7	65.5	78.2	13.0	66%	0	0	0	0	1	47.0	56.5	53.1	56.4	64.2	45.0	50.9	47.8	50.8	59.2	40.0	45.2	42.5	45.1	54.2
2/19/2008	2	9,754	78.0	84.2	78.0	82.3	95.0	73.0	78.8	73.0	76.9	90.0	68.0	73.4	68.0	71.5	85.0	8.0	42%	0	0	0	0	1	66.0	78.0	73.3	76.8	88.2	64.0	72.3	68.0	71.2	83.2	59.0	66.7	62.7	65.5	78.2
2/20/2008	3	9,161	79.0	81.4	76.5	78.2	79.0	74.0	76.2	71.7	73.1	74.0	69.0	71.1	66.8	67.9	69.0	3.0	6%	0	0	0	0	1	79.0	84.2	78.0	82.3	95.0	73.0	78.8	73.0	76.9	90.0	68.0	73.4	68.0	71.5	85.0
2/21/2008	4	7,005	68.0	72.1	67.2	70.3	80.5	63.0	66.8	62.2	65.0	75.5	58.0	61.5	57.3	59.7	70.5	6.0	47%	0	0	0	0	1	79.0	81.4	76.5	78.2	79.0	74.0	76.2	71.7	73.1	74.0	69.0	71.1	66.8	67.9	69.0
2/22/2008	5	6,358	56.0	56.6	53.6	54.3	56.0	51.0	51.5	48.8	49.2	51.0	46.0	46.5	44.0	44.2	46.0	1.0	32%	1	0	0	0	1	70.0	72.1	67.2	70.3	80.5	63.0	66.8	62.2	65.0	75.5	58.0	61.5	57.3	59.7	70.5
2/23/2008	6	5,174	51.0	52.0	49.1	48.8	51.0	46.0	46.9	44.3	43.7	46.0	41.0	41.8	39.5	38.6	41.0	2.0	4%	0	1	0	0	1	66.0	56.6	53.6	54.3	56.0	51.0	51.5	48.8	49.2	51.0	46.0	46.5	44.0	44.2	46.0
2/24/2008	7	4,561	42.0	43.7	41.0	40.9	47.3	37.0	38.5	36.1	35.7	42.3	32.0	33.3	31.2	30.5	37.3	4.0	18%	0	0	1	0	1	55.0	52.0	49.1	48.8	51.0	46.0	46.9	44.3	43.7	46.0	41.0	41.8	39.5	38.6	41.0
2/25/2008	1	5,703	45.0	49.1	45.6	47.3	55.5	40.0	43.6	40.5	41.8	50.5	35.0	38.2	35.4	36.4	45.5	9.0	46%	0	0	0	0	1	40.0	43.7	41.0	40.9	47.3	37.0	38.5	36.1	35.7	42.3	32.0	33.3	31.2	30.5	37.3
2/26/2008	2	6,211	48.0	53.3	49.8	53.1	60.5	43.0	47.7	44.6	47.6	55.5	38.0	42.2	39.4	42.0	50.5	11.0	95%	0	0	0	0	1	45.0	49.1	45.6	47.3	55.5	40.0	43.6	40.5	41.8	50.5	35.0	38.2	35.4	36.4	45.5
2/27/2008	3	6,291	53.0	56.7	52.7	55.3	63.6	48.0	51.4	47.7	49.9	58.6	43.0	46.0	42.7	44.6	53.6	7.0	57%	0	0	0	0	1	56.0	53.3	49.8	53.1	60.5	43.0	47.7	44.6	47.6	55.5	38.0	42.2	39.4	42.0	50.5
2/28/2008	4	5,506	51.0	54.1	50.4	53.9	60.2	46.0	48.8	45.4	48.6	55.2	41.0	43.5	40.5	43.3	50.2	6.0	95%	0	0	0	0	1	58.0	56.7	52.7	55.3	63.6	48.0	51.4	47.7	49.9	58.6	43.0	46.0	42.7	44.6	53.6
2/29/2008	5	6,457	48.0	55.7	52.8	54.6	63.1	43.0	49.9	47.3	48.8	58.1	38.0	44.1	41.8	43.0	53.1	16.0	67%	1	0	0	0	1	58.0	54.1	50.4	53.9	60.2	46.0	48.8	45.4	48.6	55.2	41.0	43.5	40.5	43.3	50.2
3/1/2008	6	5,203	49.0	53.9	50.2	52.0	61.1	44.0	48.4	45.1	46.5	56.1	39.0	42.9	40.0	41.0	51.1	10.0	44%	0	1	0	0	0	53.0	55.7	52.8	54.6	63.1	43.0	49.9	47.3	48.8	58.1	38.0	44.1	41.8	43.0	53.1
3/2/2008	7	7,030	46.0	52.0	48.9	51.8	59.1	41.0	46.3	43.6	46.1	54.1	36.0	40.7	38.3	40.5	49.1	13.0	94%	0	0	1	0	0	58.0	53.9	50.2	52.0	61.1	44.0	48.4	45.1	46.5	56.1	39.0	42.9	40.0	41.0	51.1
3/3/2008	1	7,587	62.0	69.4	65.1	66.9	78.7	57.0	63.8	59.9	61.3	73.7	52.0	58.2	54.6	55.7	68.7	12.0	25%	0	0	0	0	0	45.0	52.0	48.9	51.8	59.1	41.0	46.3	43.6	46.1	54.1	36.0	40.7	38.3	40.5	49.1
3/4/2008	2	6,557	49.0	53.9	50.2	53.9	61.1	44.0	48.4	45.1	48.4	56.1	39.0	42.9	40.0	42.9	51.1	10.0	100%	0	0	0	0	0	71.0	69.4	65.1	66.9	78.7	57.0	63.8	59.9	61.3	73.7	52.0	58.2	54.6	55.7	68.7
3/5/2008	3	7,896	56.0	62.2	58.1	60.3	70.5	51.0	56.6	52.9	54.8	65.5	46.0	51.1	47.7	49.2	60.5	11.0	45%	0	0	0	0	0	61.0	53.9	50.2	53.9	61.1	44.0	48.4	45.1	48.4	56.1	39.0	42.9	40.0	42.9	51.1
3/6/2008	4	9,266	70.0	76.3	70.9	73.9	86.2	65.0	70.9	65.8	68.5	81.2	60.0	65.4	60.8	63.0	76.2	9.0	28%	0	0	0	0	0	56.0	62.2	58.1	60.3	70.5	51.0	56.6	52.9	54.8	65.5	46.0	51.1	47.7	49.2	60.5
3/7/2008	5	7,488	70.0	73.5	68.7	70.9	81.4	65.0	68.3	63.8	65.6	76.4	60.0	63.0	58.9	60.4	71.4	5.0	21%	1	0	0	0	0	72.0	76.3	70.9	73.9	86.2	65.0	70.9	65.8	68.5	81.2	60.0	65.4	60.8	63.0	76.2
3/8/2008	6	7,012	54.0	59.9	56.0	59.9	68.0	49.0	54.4	50.8	54.4	63.0	44.0	48.8	45.7	48.8	58.0	11.0	100%	0	1	0	0	0	75.0	73.5	68.7	70.9	81.4	65.0	68.3	63.8	65.6	76.4	60.0	63.0	58.9	60.4	71.4
3/9/2008	7	7,900	55.0	56.1	52.9	53.8	55.0	50.0	51.0	48.1	48.7	50.0	45.0	45.9	43.3	43.6	45.0	2.0	32%	0	0	1	0	0	55.0	59.9	56.0	59.9	68.0	49.0	54.4	50.8	54.4	63.0	44.0	48.8	45.7	48.8	58.0
3/10/2008	1	4,022	45.0	47.7	44.4	44.9	53.1	40.0	42.4	39.5	39.6	48.1	35.0	37.1	34.6	34.3	43.1	6.0	16%	0	0	0	0	0	57.0	56.1	52.9	53.8	55.0	50.0	51.0	48.1	48.7	50.0	45.0	45.9	43.3	43.6	45.0
3/11/2008	2	4,488	29.0	31.3	29.0	28.2	35.3	24.0	25.9	24.0	22.8	30.3	19.0	20.5	19.0	17.4	25.3	8.0	7%	0	0	0	0	0	45.0	47.7	44.4	44.9	53.1	40.0	42.4	39.5	39.6	48.1	35.0	37.1	34.6	34.3	43.1
3/12/2008	3	4,746	33.0	35.3	32.8	34.6	39.5	28.0	30.0	27.8	29.3	34.5	23.0	24.6	22.9	23.9	29.5	7.0	79%	0	0	0	0	0	30.0	31.3	29.0	28.2	35.3	24.0	25.9	24.0	22.8	30.3	19.0	20.5	19.0	17.4	25.3
3/13/2008	4	5,110	31.0	35.3	33.3	35.1	40.5	26.0	29.6	28.0	29.4	35.5	21.0	23.9	22.6	23.7	30.5	14.0	93%	0	0	0	0	0	35.0	35.3	32.8	34.6	39.5	28.0	30.0	27.8	29.3	34.5	23.0	24.6	22.9	23.9	29.5
3/14/2008	5	6,115	41.0	46.7	44.1	46.7	53.2	36.0	41.0	38.7	41.0	48.2	31.0	35.3	33.3	35.3	43.2	14.0	99%	1	0	0	0	0	30.0	35.3	33.3	35.1	40.5	26.0	29.6	28.0	29.4	35.5	21.0	23.9	22.6	23.7	30.5
3/15/2008	6	6,085	46.0	48.3	45.1	46.3	53.2	41.0	43.1	40.2	41.1	48.2	36.0	37.8	35.3	35.8	43.2	5.0	41%	0	1	0	0	0	39.0	46.7	44.1	46.7	53.2	36.0	41.0	38.7	41.0	48.2	31.0	35.3	33.3	35.3	43.2
3/16/2008	7	5,147	43.0	45.6	42.5	42.4	50.7	38.0	40.3	37.5	37.1	45.7	33.0	35.0	32.6	31.8	40.7	6.0	4%	0	0	1	0	0	44.0	48.3	45.1	46.3	53.2	41.0	43.1	40.2	41.1	48.2	36.0	37.8	35.3	35.8	43.2
3/17/2008	1	5,501	34.0	37.1	34.4	36.8	42.0	29.0	31.6	29.4	31.3	37.0	24.0	26.2	24.3	25.9	32.0	9.0	91%	0	0	0	0	0	46.0	45.6	42.5	42.4	50.7	38.0	40.3	37.5	37.1	45.7	33.0	35.0	32.6	31.8	40.7
3/18/2008	2	5,587	33.0	35.6	33.0	34.9	40.2	28.0	30.2	28.0	29.5	35.2	23.0	24.8	23.0	24.1	30.2	8.0	78%	0	0	0	0	0	38.0	37.1	34.4	36.8	42.0	29.0	31.6	29.4	31.3	37.0	24.0	26.2	24.3	25.9	32.0
3/19/2008	3	5,717	35.0	37.1	34.6	33.8	41.2	30.0	31.8	29.6	28.5	36.2	25.0	26.5	24.7	23.2	31.2	6.0	0%	0	0	0	0	0	33.0	35.6	33.0	34.9	40.2	28.0	30.2	28.0	29.5	35.2	23.0	24.8	23.0	24.1	30.2
3/20/2008	4	4,972	42.0	44.1	41.2	41.8	48.5	37.0	38.9	36.3	36.6	43.5	32.0	33.6	31.4	31.3	38.5	5.0	31%	0	0	0	0	0	39.0	37.1	34.6	33.8	41.2	30.0	31.8	29.6	28.5	36.2	25.0	26.5	24.7	23.2	31.2
3/21/2008	5	5,127	35.0	37.8	35.0	37.8	42.6	30.0	32.4	30.0	32.4	37.6	25.0	27.0	25.0	27.0	32.6	8.0	100%	1	0	0	0	0	45.0	44.1	41.2	41.8	48.5	37.0	38.9	36.3	36.6	43.5	32.0	33.6	31.4	31.3	38.5
3/22/2008	6	5,199	34.0	36.4	33.8	36.4	40.7	29.0	31.0	28.8	31.0	35.7	24.0	25.7	23.9	25.7	30.7	7.0	100%	0	1	0	0	0	38.0	37.8	35.0	37.8	42.6	30.0	32.4	30.0	32.4	37.6	25.0	27.0	25.0	27.0	32.6
3/23/2008	7	5,693	44.0	47.1	43.7	44.6	52.8	39.0	41.7	38.8	39.2	47.8	34.0	36.4	33.8	33.9	42.8	7.0	25%	0	0	1	0	0	36.0	36.4	33.8	36.4	40.7	29.0	31.0	28.8	31.0	35.7	24.0	25.7	23.9	25.7	30.7
3/24/2008	1	5,316	42.0	47.0	44.1	45.3	53.5	37.0	41.4	38.9	39.7	48.5	32.0	35.8	33.6	34.1	43.5	12.0	49%	0	0	0	0	0	47.0	47.1	43.7	44.6	52.8	39.0	41.7	38.8	39.2	47.8	34.0	36.4	33.8	33.9	42.8
3/25/2008	2	5,311	35.0	39.6	37.2	38.4	45.2	30.0	33.9	31.9	32.7	40.2	25.0	28.3	26.6	27.1	35.2	13.0	64%	0	0	0	0	0	44.0	47.0	44.1	45.3	53.5	37.0	41.4	38.9	39.7	48.5	32.0	35.8	33.6	34.1	43.5
3/26/2008	3	5,550	40.0	44.4	41.5	42.6	50.5	35.0	38.9	36.3	37.0	45.5	30.0	33.3	31.1	31.5	40.5	11.0	45%	0	0	0	0	0	37.0	39.6	37.2	38.4	45.2	30.0	33.9	31.9	32.7	40.2	25.0	28.3	26.6	27.1	35.2
3/27/2008	4	5,325	42.0	43.3	40.7	40.2	42.0	37.0	38.1	35.8	35.0	37.0	32.0	33.0	31.0	29.9	32.0	3.0	7%	0	0	0	0	0	45.0	44.4	41.5	42.6	50.5	35.0	38.9	36.3	37.0	45.5	30.0	33.3	31.1	31.5	40.5
3/28/2008	5	4,491	37.0	38.9	36.3	35.8	42.6	32.0	33.6	31.4	30.5	37.6	27.0	28.4	26.5	25.3	32.6	5.0	7%	1	0	0	0	0	51.0	43.3	40.7	40.2	42.0	37.0	38.1	35.8	35.0	37.0	32.0	33.0	31.0	29.9	32.0
3/29/2008	6	4,554	29.0	33.6	31.9	32.6	38.6	24.0	27.8	26.4	26.8	33.6	19.0	22.0	20.9	21.0	28.6	16.0	69%	0	1	0	0	0	44.0	38.9	36.3	35.8	42.6	32.0	33.6	31.4	30.5	37.6	27.0	28.4	26.5	25.3	32.6
3/30/2008	7	5,001	30.0	34.8	33.0	34.4	39.9	25.0	29.0	27.5	28.6	34.9	20.0	23.2	22.0	22.8	29.9	16.0	89%	0	0	1	0	0	33.0	33.6	31.9	32.6	38.6	24.0	27.8	26.4	26.8	33.6	19.0	22.0	20.9	21.0	28.6
3/31/2008	1	5,109	34.0	37.4	34.9	36.9	42.5	29.0	31.9	29.7	31.4	37.5	24.0	26.4	24.6	25.9	32.5	10.0	86%	0	0	0	0	0	33.0	34.8	33.0	34.4	39.9	25.0	29.0	27.5	28.6	34.9	20.0	23.2	22.0	22.8	29.9
4/1/2008	2	4,888	35.0	37.5	34.8	34.7	41.9	30.0	32.1	29.8	29.4	36.9	25.0	26.8	24.8	24.0	31.9	7.0	18%	0	0	0	0	0	35.0	37.4	34.9	36.9	42.5	29.0	31.9	29.7	31.4	37.5	24.0	26.4	24.6	25.9	32.5
4/2/2008	3	4,213	33.0	36.0	33.4	33.9	40.7	28.0	30.5	28.4	28.5	35.7	23.0	25.1	23.3	23.0	30.7	9.0	38%	0	0	0	0	0	36.0	37.5	34.8	34.7	41.9	30.0	32.1	29.8	29.4	36.9	25.0	26.8	24.8	24.0	31.9
4/3/2008	4	3,117	25.0	27.0	25.0	24.3	30.4	20.0	21.6	20.0	18.9	25.4	15.0	16.2	15.0	13.5	20.4	8.0	18%	0	0	0	0	0	32.0	36.0	33.4	33.9	40.7	28.0	30.5	28.4	28.5	35.7	23.0	25.1	23.3	23.0	30.7
4/4/2008	5	2,742	24.0	26.2	24.3	23.7	29.7	19.0	20.7	19.2	18.2	24.7	14.0	15.3	14.2	12.8	19.7	9.0	26%	1	0	0	0	0	26.0	27.0	25.0	24.3	30.4	20.0	21.6	20.0	18.9	25.4	15.0	16.2	15.0	13.5	20.4
4/5/2008	6	3,588	29.0	31.3	29.0	29.6	35.3	24.0	25.9	24.0	24.2	30.3	19.0	20.5	19.0	18.8	25.3	8.0	48%	0	1	0	0	0	27.0	26.2	24.3	23.7	29.7	19.0	20.7	19.2	18.2	24.7	14.0	15.3	14.2	12.8	19.7
4/6/2008	7	4,460	36.0	41.0	38.7	41.0	46.9	31.0	35.3	33.3	35.3	41.9	26.0	29.6	28.0	29.6	36.9	14.0	100%	0	0	1	0	0	34.0	31.3	29.0	29.6	35.3	24.0	25.9	24.0	24.2	30.3	19.0	20.5	19.0	18.8	25.3
4/7/2008	1	4,080	31.0	34.1	31.8	33.2	38.8	26.0	28.6	26.7	27.7	33.8	21.0	23.1	21.5	22.2	28.8	10.0	73%	0	0	0	0	0	36.0	41.0	38.7	41.0	46.9	31.0	35.3	33.3	35.3	41.9	26.0	29.6	28.0	29.6	36.9
4/8/2008	2	3,511	37.0	38.5	36.1	35.9	41.5	32.0	33.3	31.2	30.7	36.5	27.0	28.1	26.3	25.5	31.5	4.0	24%	0	0	0	0	0	35.0	34.1	31.8	33.2	38.8	26.0	28.6	26.7	27.7	33.8	21.0	23.1	21.5	22.2	28.8
4/9/2008	3	3,747	32.0	33.6	31.4	32.4	36.7	27.0	28.4	26.5	27.1	31.7	22.0	23.1	21.6	21.9	26.7	5.0	63%	0	0	0	0	0	38.0	38.5	36.1	35.9	41.5	32.0	33.3	31.2	30.7	36.5	27.0	28.1	26.3	25.5	31.5
4/10/2008	4	3,936	30.0	34.2	32.3	32.3	39.2	25.0	28.5	26.9	26.6	34.2	20.0	22.8	21.5	20.9	29.2	14.0	44%	0	0	0	0	0	31.0	33.6	31.4	32.4	36.7	27.0	28.4	26.5	27.1	31.7	22.0	23.1	21.6	21.9	26.7
4/11/2008	5	4,527	34.0	40.1	38.3	40.1	45.7	29.0	34.2	32.6	34.2	40.7	24.0	28.3	27.0	28.3	35.7	18.0	100%	1	0	0	0	0	32.0	34.2	32.3	32.3	39.2	25.0	28.5	26.9	26.6	34.2	20.0	22.8	21.5	20.9	29.2
4/12/2008	6	4,752	32.0	35.5	33.2	33.2	40.5	27.0	30.0	28.0	27.6	35.5	22.0	24.4	22.8	22.1	30.5	11.0	29%	0	1	0	0	0	33.0	40.1	38.3	40.1	45.7	29.0	34.2	32.6	34.2	40.7	24.0	28.3	27.0	28.3	35.7
4/13/2008	7	4,220	35.0	35.7	33.7	32.4	35.0	30.0	30.6	28.9	27.3	30.0	25.0	25.5	24.1	22.2	25.0	2.0	0%	0	0	1	0	0	32.0	35.5	33.2	33.2	40.5	27.0	30.0	28.0	27.6	35.5	22.0	24.4	22.8	22.1	30.5
4/14/2008	1	3,790	29.0	32.2	30.1	28.9	36.8	24.0	26.6	24.9	23.3	31.8	19.0	21.1	19.7	17.8	26.8	11.0	0%	0	0	0	0	0	33.0	35.7	33.7	32.4	35.0	30.0	30.6	28.9	27.3	30.0	25.0	25.5	24.1	22.2	25.0
4/15/2008	2	2,802	14.0	16.5	15.8	13.2	14.0	9.0	10.6	10.1	7.3	9.0	4.0	4.7	4.5	1.4	4.0	18.0	0%	0	0	0	0	0	27.0	32.2	30.1	28.9	36.8	24.0	26.6	24.9	23.3	31.8	19.0	21.1	19.7	17.8	26.8
4/16/2008	3	3,384	19.0	20.9	19.5	19.2	23.9	14.0	15.4	14.4	13.7	18.9	9.0	9.9	9.2	8.2	13.9	10.0	49%	0	0	0	0	0	15.0	16.5	15.8	13.2	14.0	9.0	10.6	10.1	7.3	9.0	4.0	4.7	4.5	1.4	4.0
4/17/2008	4	3,364	24.0	25.0	23.4	22.5	26.5	19.0	19.8	18.5	17.3	21.5	14.0	14.6	13.7	12.1	16.5	4.0	27%	0	0	0	0	0	22.0	20.9	19.5	19.2	23.9	14.0	15.4	14.4	13.7	18.9	9.0	9.9	9.2	8.2	13.9
4/18/2008	5	3,181	22.0	22.7	21.3	19.3	22.0	17.0	17.5	16.5	14.2	17.0	12.0	12.4	11.6	9.0	12.0	3.0	0%	1	0	0	0	0	24.0	25.0	23.4	22.5	26.5	19.0	19.8	18.5	17.3	21.5	14.0	14.6	13.7	12.1	16.5
4/19/2008	6	2,806	22.0	23.1	21.6	20.0	25.0	17.0	17.9	16.7	14.8	20.0	12.0	12.6	11.8	9.5	15.0	5.0	0%	0	1	0	0	0	23.0	22.7	21.3	19.3	22.0	17.0	17.5	16.5	14.2	17.0	12.0	12.4	11.6	9.0	12.0
4/20/2008	7	3,201	18.0	20.0	18.7	18.4	23.0	13.0	14.4	13.5	12.9	18.0	8.0	8.9	8.3	7.3	13.0	11.0	54%	0	0	1	0	0	21.0	23.1	21.6	20.0	25.0	17.0	17.9	16.7	14.8	20.0	12.0	12.6	11.8	9.5	15.0
4/21/2008	1	3,392	19.0	21.3	20.0	19.5	24.6	14.0	15.7	14.7	13.9	19.6	9.0	10.1	9.5	8.3	14.6	12.0	48%	0	0	0	0	0	20.0	20.0	18.7	18.4	23.0	13.0	14.4	13.5	12.9	18.0	8.0	8.9	8.3	7.3	13.0
4/22/2008	2	2,403	22.0	23.3	21.7	20.3	25.7	17.0	18.0	16.8	15.0	20.7	12.0	12.7	11.9	9.7	15.7	6.0	10%	0	0	0	0	0	12.0	21.3	20.0	19.5	24.6	14.0	15.7	14.7	13.9	19.6	9.0	10.1	9.5	8.3	14.6
4/23/2008	3	4,321	22.0	23.5	21.9	20.5	26.2	17.0	18.2	16.9	15.2	21.2	12.0	12.8	11.9	9.8	16.2	7.0	10%	0	0	0	0	0	23.0	23.3	21.7	20.3	25.7	17.0	18.0	16.8	15.0	20.7	12.0	12.7	11.9	9.7	15.7
4/24/2008	4	5,241	21.0	23.5	22.1	23.1	27.1	16.0	17.9	16.8	17.5	22.1	11.0	12.3	11.6	11.9	17.1	12.0	88%	0	0	0	0	0	23.0	23.5	21.9	20.5	26.2	17.0	18.2	16.9	15.2	21.2	12.0	12.8	11.9	9.8	16.2
4/25/2008	5	4,598	35.0	39.9	37.6	39.9	45.6	30.0	34.2	32.3	34.2	40.6	25.0	28.5	26.9	28.5	35.6	14.0	100%	1	0	0	0	0	20.0	23.5	22.1	23.1	27.1	16.0	17.9	16.8	17.5	22.1	11.0	12.3	11.6	11.9	17.1
4/26/2008	6	5,294	37.0	44.8	43.0	44.8	50.6	32.0	38.7	37.2	38.7	45.6	27.0	32.7	31.4	32.7	40.6	21.0	100%	0	1	0	0	0	33.0	39.9	37.6	39.9	45.6	30.0	34.2	32.3	34.2	40.6	25.0	28.5	26.9	28.5	35.6
4/27/2008	7	4,600	37.0	40.3	37.5	37.9	45.7	32.0	34.9	32.4	32.4	40.7	27.0	29.4	27.3	27.0	35.7	9.0	26%	0	0	1	0	0	39.0	44.8	43.0	44.8	50.6	32.0	38.7	37.2	38.7	45.6	27.0	32.7	31.4	32.7	40.6
4/28/2008	1	3,630	40.0	41.2	38.8	38.6	40.0	35.0	36.1	33.9	33.5	35.0	30.0	30.9	29.1	28.3	30.0	3.0	22%	0	0	0	0	0	39.0	40.3	37.5	37.9	45.7	32.0	34.9	32.4	32.4	40.7	27.0	29.4	27.3	27.0	35.7
4/29/2008	2	2,911	28.0	29.4	27.5	26.1	32.1	23.0	24.2	22.6	20.9	27.1	18.0	18.9	17.7	15.6	22.1	5.0	1%	0	0	0	0	0	40.0	41.2	38.8	38.6	40.0	35.0	36.1	33.9	33.5	35.0	30.0	30.9	29.1	28.3	30.0
4/30/2008	3	2,894	25.0	27.3	25.3	25.0	30.9	20.0	21.8	20.3	19.5	25.9	15.0	16.4	15.2	14.1	20.9	9.0	32%	0	0	0	0	0	28.0	29.4	27.5	26.1	32.1	23.0	24.2	22.6	20.9	27.1	18.0	18.9	17.7	15.6	22.1
5/1/2008	4	2,621	19.0	21.3	20.0	20.2	24.6	14.0	15.7	14.7	14.6	19.6	9.0	10.1	9.5	9.0	14.6	12.0	69%	0	0	0	0	0	25.0	27.3	25.3	25.0	30.9	20.0	21.8	20.3	19.5	25.9	15.0	16.4	15.2	14.1	20.9
5/2/2008	5	3,244	20.0	23.0	21.8	22.6	26.8	15.0	17.3	16.3	16.8	21.8	10.0	11.5	10.9	11.1	16.8	15.0	87%	1	0	0	0	0	20.0	21.3	20.0	20.2	24.6	14.0	15.7	14.7	14.6	19.6	9.0	10.1	9.5	9.0	14.6
5/3/2008	6	3,196	24.0	27.4	25.8	24.4	31.6	19.0	21.7	20.4	18.7	26.6	14.0	16.0	15.1	13.0	21.6	14.0	10%	0	1	0	0	0	22.0	23.0	21.8	22.6	26.8	15.0	17.3	16.3	16.8	21.8	10.0	11.5	10.9	11.1	16.8
5/4/2008	7	3,432	20.0	21.0	19.6	19.0	22.7	15.0	15.8	14.7	13.8	17.7	10.0	10.5	9.8	8.5	12.7	5.0	40%	0	0	1	0	0	27.0	27.4	25.8	24.4	31.6	19.0	21.7	20.4	18.7	26.6	14.0	16.0	15.1	13.0	21.6
5/5/2008	1	3,896	26.0	26.5	25.0	24.2	26.0	21.0	21.4	20.2	19.1	21.0	16.0	16.3	15.4	14.0	16.0	2.0	29%	0	0	0	0	0	31.0	21.0	19.6	19.0	22.7	15.0	15.8	14.7	13.8	17.7	10.0	10.5	9.8	8.5	12.7
5/6/2008	2	3,155	11.0	11.7	10.9	10.7	11.0	6.0	6.4	5.9	5.4	6.0	1.0	1.1	1.0	0.1	1.0	6.0	70%	0	0	0	0	0	27.0	26.5	25.0	24.2	26.0	21.0	21.4	20.2	19.1	21.0	16.0	16.3	15.4	14.0	16.0
5/7/2008	3	2,789	20.0	22.2	20.8	20.3	25.5	15.0	16.7	15.6	14.8	20.5	10.0	11.1	10.4	9.2	15.5	11.0	43%	0	0	0	0	0	21.0	11.7	10.9	10.7	11.0	6.0	6.4	5.9	5.4	6.0	1.0	1.1	1.0	0.1	1.0
5/8/2008	4	2,314	25.0	25.5	24.1	22.4	25.0	20.0	20.4	19.3	17.3	20.0	15.0	15.3	14.4	12.2	15.0	2.0	7%	0	0	0	0	0	22.0	22.2	20.8	20.3	25.5	15.0	16.7	15.6	14.8	20.5	10.0	11.1	10.4	9.2	15.5
5/9/2008	5	2,148	19.0	19.6	18.4	18.0	19.0	14.0	14.4	13.6	12.9	14.0	9.0	9.3	8.7	7.7	9.0	3.0	54%	1	0	0	0	0	27.0	25.5	24.1	22.4	25.0	20.0	20.4	19.3	17.3	20.0	15.0	15.3	14.4	12.2	15.0
5/10/2008	6	3,439	27.0	28.9	26.8	28.4	32.3	22.0	23.5	21.9	23.0	27.3	17.0	18.2	16.9	17.7	22.3	7.0	85%	0	1	0	0	0	23.0	19.6	18.4	18.0	19.0	14.0	14.4	13.6	12.9	14.0	9.0	9.3	8.7	7.7	9.0
5/11/2008	7	2,206	24.0	25.4	23.7	22.4	28.1	19.0	20.1	18.8	17.1	23.1	14.0	14.8	13.8	11.8	18.1	6.0	10%	0	0	1	0	0	25.0	28.9	26.8	28.4	32.3	22.0	23.5	21.9	23.0	27.3	17.0	18.2	16.9	17.7	22.3
5/12/2008	1	2,632	20.0	22.8	21.5	22.0	26.5	15.0	17.1	16.1	16.3	21.5	10.0	11.4	10.8	10.6	16.5	14.0	75%	0	0	0	0	0	25.0	25.4	23.7	22.4	28.1	19.0	20.1	18.8	17.1	23.1	14.0	14.8	13.8	11.8	18.1
5/13/2008	2	2,811	24.0	26.4	24.6	25.8	30.1	19.0	20.9	19.5	20.3	25.1	14.0	15.4	14.4	14.8	20.1	10.0	83%	0	0	0	0	0	24.0	22.8	21.5	22.0	26.5	15.0	17.1	16.1	16.3	21.5	10.0	11.4	10.8	10.6	16.5
5/14/2008	3	1,884	16.0	16.8	15.7	13.5	18.0	11.0	11.6	10.8	8.3	13.0	6.0	6.3	5.9	3.0	8.0	5.0	1%	0	0	0	0	0	27.0	26.4	24.6	25.8	30.1	19.0	20.9	19.5	20.3	25.1	14.0	15.4	14.4	14.8	20.1
5/15/2008	4	1,465	8.0	8.6	8.0	7.3	8.0	3.0	3.2	3.0	1.9	3.0	0.0	0.0	0.0	0.0	0.0	8.0	60%	0	0	0	0	0	20.0	16.8	15.7	13.5	18.0	11.0	11.6	10.8	8.3	13.0	6.0	6.3	5.9	3.0	8.0
5/16/2008	5	1,199	8.0	9.0	8.4	6.2	8.0	3.0	3.4	3.2	0.6	3.0	0.0	0.0	0.0	0.0	0.0	12.0	16%	1	0	0	0	0	14.0	8.6	8.0	7.3	8.0	3.0	3.2	3.0	1.9	3.0	0.0	0.0	0.0	0.0	0.0
5/17/2008	6	1,624	11.0	12.5	11.8	10.9	11.0	6.0	6.8	6.5	5.2	6.0	1.0	1.1	1.1	0.0	1.0	14.0	50%	0	1	0	0	0	13.0	9.0	8.4	6.2	8.0	3.0	3.4	3.2	0.6	3.0	0.0	0.0	0.0	0.0	0.0
5/18/2008	7	1,572	21.0	22.3	20.7	19.8	24.5	16.0	17.0	15.8	14.5	19.5	11.0	11.7	10.9	9.2	14.5	6.0	25%	0	0	1	0	0	13.0	12.5	11.8	10.9	11.0	6.0	6.8	6.5	5.2	6.0	1.0	1.1	1.1	0.0	1.0
5/19/2008	1	2,017	22.0	22.9	21.5	21.7	24.2	17.0	17.7	16.6	16.5	19.2	12.0	12.5	11.7	11.3	14.2	4.0	65%	0	0	0	0	0	23.0	22.3	20.7	19.8	24.5	16.0	17.0	15.8	14.5	19.5	11.0	11.7	10.9	9.2	14.5
5/20/2008	2	1,782	17.0	19.0	17.9	16.1	22.1	12.0	13.4	12.6	10.5	17.1	7.0	7.8	7.4	4.9	12.1	12.0	12%	0	0	0	0	0	20.0	22.9	21.5	21.7	24.2	17.0	17.7	16.6	16.5	19.2	12.0	12.5	11.7	11.3	14.2
5/21/2008	3	1,650	19.0	20.5	19.0	17.2	23.1	14.0	15.1	14.0	11.8	18.1	9.0	9.7	9.0	6.4	13.1	8.0	0%	0	0	0	0	0	19.0	19.0	17.9	16.1	22.1	12.0	13.4	12.6	10.5	17.1	7.0	7.8	7.4	4.9	12.1
5/22/2008	4	1,325	14.0	15.0	13.9	11.6	14.0	9.0	9.6	8.9	6.3	9.0	4.0	4.3	4.0	0.9	4.0	7.0	0%	0	0	0	0	0	19.0	20.5	19.0	17.2	23.1	14.0	15.1	14.0	11.8	18.1	9.0	9.7	9.0	6.4	13.1
5/23/2008	5	1,401	8.0	9.0	8.4	5.6	8.0	3.0	3.4	3.2	0.0	3.0	0.0	0.0	0.0	0.0	0.0	12.0	0%	1	0	0	0	0	13.0	15.0	13.9	11.6	14.0	9.0	9.6	8.9	6.3	9.0	4.0	4.3	4.0	0.9	4.0
5/24/2008	6	992	7.0	7.9	7.4	5.1	7.0	2.0	2.3	2.1	0.0	2.0	0.0	0.0	0.0	0.0	0.0	13.0	17%	0	1	0	0	0	11.0	9.0	8.4	5.6	8.0	3.0	3.4	3.2	0.0	3.0	0.0	0.0	0.0	0.0	0.0
5/25/2008	7	1,009	0.0	0.0	0.0	0.0	0.0	0.0	0.0	0.0	0.0	0.0	0.0	0.0	0.0	0.0	0.0	13.0	45%	0	0	1	0	0	9.0	7.9	7.4	5.1	7.0	2.0	2.3	2.1	0.0	2.0	0.0	0.0	0.0	0.0	0.0
5/26/2008	1	1,788	16.0	17.8	16.6	17.1	20.5	11.0	12.2	11.4	11.5	15.5	6.0	6.7	6.2	6.0	10.5	11.0	79%	0	0	0	0	0	2.0	0.0	0.0	0.0	0.0	0.0	0.0	0.0	0.0	0.0	0.0	0.0	0.0	0.0	0.0
5/27/2008	2	1,722	20.0	20.6	19.4	17.3	20.0	15.0	15.5	14.5	12.1	15.0	10.0	10.3	9.7	7.0	10.0	3.0	0%	0	0	0	0	0	20.0	17.8	16.6	17.1	20.5	11.0	12.2	11.4	11.5	15.5	6.0	6.7	6.2	6.0	10.5
5/28/2008	3	1,339	13.0	13.5	12.7	10.9	13.0	8.0	8.3	7.8	5.7	8.0	3.0	3.1	2.9	0.5	3.0	4.0	20%	0	0	0	0	0	22.0	20.6	19.4	17.3	20.0	15.0	15.5	14.5	12.1	15.0	10.0	10.3	9.7	7.0	10.0
5/29/2008	4	1,247	6.0	6.5	6.1	6.4	6.0	1.0	1.1	1.0	0.9	1.0	0.0	0.0	0.0	0.0	0.0	9.0	95%	0	0	0	0	0	15.0	13.5	12.7	10.9	13.0	8.0	8.3	7.8	5.7	8.0	3.0	3.1	2.9	0.5	3.0
5/30/2008	5	1,307	7.0	7.4	6.9	7.4	7.0	2.0	2.1	2.0	2.1	2.0	0.0	0.0	0.0	0.0	0.0	6.0	100%	1	0	0	0	0	12.0	6.5	6.1	6.4	6.0	1.0	1.1	1.0	0.9	1.0	0.0	0.0	0.0	0.0	0.0
5/31/2008	6	1,214	8.0	8.2	7.7	6.3	8.0	3.0	3.1	2.9	1.2	3.0	0.0	0.0	0.0	0.0	0.0	2.0	45%	0	1	0	0	0	12.0	7.4	6.9	7.4	7.0	2.0	2.1	2.0	2.1	2.0	0.0	0.0	0.0	0.0	0.0
6/1/2008	7	1,645	2.0	2.2	2.0	0.0	2.0	0.0	0.0	0.0	0.0	0.0	0.0	0.0	0.0	0.0	0.0	8.0	26%	0	0	1	0	0	10.0	8.2	7.7	6.3	8.0	3.0	3.1	2.9	1.2	3.0	0.0	0.0	0.0	0.0	0.0
6/2/2008	1	1,827	8.0	8.6	8.0	6.3	8.0	3.0	3.2	3.0	0.9	3.0	0.0	0.0	0.0	0.0	0.0	7.0	31%	0	0	0	0	0	5.0	2.2	2.0	0.0	2.0	0.0	0.0	0.0	0.0	0.0	0.0	0.0	0.0	0.0	0.0
6/3/2008	2	2,035	14.0	15.8	14.9	15.1	14.0	9.0	10.2	9.6	9.4	9.0	4.0	4.5	4.3	3.8	4.0	13.0	78%	0	0	0	0	0	15.0	8.6	8.0	6.3	8.0	3.0	3.2	3.0	0.9	3.0	0.0	0.0	0.0	0.0	0.0
6/4/2008	3	1,856	15.0	15.6	14.6	15.5	15.0	10.0	10.4	9.8	10.3	10.0	5.0	5.2	4.9	5.1	5.0	4.0	96%	0	0	0	0	0	10.0	15.8	14.9	15.1	14.0	9.0	10.2	9.6	9.4	9.0	4.0	4.5	4.3	3.8	4.0
6/5/2008	4	1,429	9.0	9.9	9.2	9.1	9.0	4.0	4.4	4.1	3.6	4.0	0.0	0.0	0.0	0.0	0.0	10.0	76%	0	0	0	0	0	17.0	15.6	14.6	15.5	15.0	10.0	10.4	9.8	10.3	10.0	5.0	5.2	4.9	5.1	5.0
6/6/2008	5	1,026	7.0	8.3	7.9	7.9	7.0	2.0	2.4	2.3	2.0	2.0	0.0	0.0	0.0	0.0	0.0	18.0	90%	1	0	0	0	0	11.0	9.9	9.2	9.1	9.0	4.0	4.4	4.1	3.6	4.0	0.0	0.0	0.0	0.0	0.0
6/7/2008	6	875	1.0	1.1	1.0	0.0	1.0	0.0	0.0	0.0	0.0	0.0	0.0	0.0	0.0	0.0	0.0	11.0	33%	0	1	0	0	0	4.0	8.3	7.9	7.9	7.0	2.0	2.4	2.3	2.0	2.0	0.0	0.0	0.0	0.0	0.0
6/8/2008	7	1,073	6.0	6.2	5.9	4.1	6.0	1.0	1.0	1.0	0.0	1.0	0.0	0.0	0.0	0.0	0.0	4.0	36%	0	0	1	0	0	1.0	1.1	1.0	0.0	1.0	0.0	0.0	0.0	0.0	0.0	0.0	0.0	0.0	0.0	0.0
6/9/2008	1	933	8.0	8.5	7.9	7.4	8.0	3.0	3.2	3.0	2.1	3.0	0.0	0.0	0.0	0.0	0.0	6.0	69%	0	0	0	0	0	6.0	6.2	5.9	4.1	6.0	1.0	1.0	1.0	0.0	1.0	0.0	0.0	0.0	0.0	0.0
6/10/2008	2	1,377	13.0	13.9	12.9	13.8	13.0	8.0	8.6	8.0	8.5	8.0	3.0	3.2	3.0	3.1	3.0	7.0	98%	0	0	0	0	0	8.0	8.5	7.9	7.4	8.0	3.0	3.2	3.0	2.1	3.0	0.0	0.0	0.0	0.0	0.0
6/11/2008	3	2,000	17.0	19.7	18.7	18.9	23.2	12.0	13.9	13.2	13.1	18.2	7.0	8.1	7.7	7.3	13.2	16.0	74%	0	0	0	0	0	16.0	13.9	12.9	13.8	13.0	8.0	8.6	8.0	8.5	8.0	3.0	3.2	3.0	3.1	3.0
6/12/2008	4	941	4.0	4.4	4.1	3.0	4.0	0.0	0.0	0.0	0.0	0.0	0.0	0.0	0.0	0.0	0.0	9.0	58%	0	0	0	0	0	18.0	19.7	18.7	18.9	23.2	12.0	13.9	13.2	13.1	18.2	7.0	8.1	7.7	7.3	13.2
6/13/2008	5	1,151	9.0	9.9	9.2	9.1	9.0	4.0	4.4	4.1	3.6	4.0	0.0	0.0	0.0	0.0	0.0	10.0	75%	1	0	0	0	0	5.0	4.4	4.1	3.0	4.0	0.0	0.0	0.0	0.0	0.0	0.0	0.0	0.0	0.0	0.0
6/14/2008	6	1,631	3.0	3.3	3.1	1.5	3.0	0.0	0.0	0.0	0.0	0.0	0.0	0.0	0.0	0.0	0.0	10.0	45%	0	1	0	0	0	12.0	9.9	9.2	9.1	9.0	4.0	4.4	4.1	3.6	4.0	0.0	0.0	0.0	0.0	0.0
6/15/2008	7	2,073	12.0	13.2	12.3	12.1	12.0	7.0	7.7	7.2	6.6	7.0	2.0	2.2	2.1	1.1	2.0	10.0	68%	0	0	1	0	0	7.0	3.3	3.1	1.5	3.0	0.0	0.0	0.0	0.0	0.0	0.0	0.0	0.0	0.0	0.0
6/16/2008	1	1,259	7.0	7.9	7.4	5.7	7.0	2.0	2.3	2.1	0.1	2.0	0.0	0.0	0.0	0.0	0.0	13.0	34%	0	0	0	0	0	12.0	13.2	12.3	12.1	12.0	7.0	7.7	7.2	6.6	7.0	2.0	2.2	2.1	1.1	2.0
6/17/2008	2	1,072	7.0	7.4	6.9	4.3	7.0	2.0	2.1	2.0	0.0	2.0	0.0	0.0	0.0	0.0	0.0	5.0	9%	0	0	0	0	0	9.0	7.9	7.4	5.7	7.0	2.0	2.3	2.1	0.1	2.0	0.0	0.0	0.0	0.0	0.0
6/18/2008	3	815	5.0	5.2	4.8	1.8	5.0	0.0	0.0	0.0	0.0	0.0	0.0	0.0	0.0	0.0	0.0	3.0	0%	0	0	0	0	0	10.0	7.4	6.9	4.3	7.0	2.0	2.1	2.0	0.0	2.0	0.0	0.0	0.0	0.0	0.0
6/19/2008	4	892	0.0	0.0	0.0	0.0	0.0	0.0	0.0	0.0	0.0	0.0	0.0	0.0	0.0	0.0	0.0	6.0	29%	0	0	0	0	0	8.0	5.2	4.8	1.8	5.0	0.0	0.0	0.0	0.0	0.0	0.0	0.0	0.0	0.0	0.0
6/20/2008	5	977	0.0	0.0	0.0	0.0	0.0	0.0	0.0	0.0	0.0	0.0	0.0	0.0	0.0	0.0	0.0	11.0	23%	1	0	0	0	0	4.0	0.0	0.0	0.0	0.0	0.0	0.0	0.0	0.0	0.0	0.0	0.0	0.0	0.0	0.0
6/21/2008	6	765	1.0	1.1	1.1	0.0	1.0	0.0	0.0	0.0	0.0	0.0	0.0	0.0	0.0	0.0	0.0	12.0	20%	0	1	0	0	0	3.0	0.0	0.0	0.0	0.0	0.0	0.0	0.0	0.0	0.0	0.0	0.0	0.0	0.0	0.0
6/22/2008	7	784	3.0	3.2	3.0	0.4	3.0	0.0	0.0	0.0	0.0	0.0	0.0	0.0	0.0	0.0	0.0	8.0	15%	0	0	1	0	0	4.0	1.1	1.1	0.0	1.0	0.0	0.0	0.0	0.0	0.0	0.0	0.0	0.0	0.0	0.0
6/23/2008	1	928	2.0	2.1	1.9	0.0	2.0	0.0	0.0	0.0	0.0	0.0	0.0	0.0	0.0	0.0	0.0	3.0	9%	0	0	0	0	0	2.0	3.2	3.0	0.4	3.0	0.0	0.0	0.0	0.0	0.0	0.0	0.0	0.0	0.0	0.0
6/24/2008	2	856	0.0	0.0	0.0	0.0	0.0	0.0	0.0	0.0	0.0	0.0	0.0	0.0	0.0	0.0	0.0	7.0	16%	0	0	0	0	0	3.0	2.1	1.9	0.0	2.0	0.0	0.0	0.0	0.0	0.0	0.0	0.0	0.0	0.0	0.0
6/25/2008	3	922	0.0	0.0	0.0	0.0	0.0	0.0	0.0	0.0	0.0	0.0	0.0	0.0	0.0	0.0	0.0	12.0	39%	0	0	0	0	0	0.0	0.0	0.0	0.0	0.0	0.0	0.0	0.0	0.0	0.0	0.0	0.0	0.0	0.0	0.0
6/26/2008	4	922	0.0	0.0	0.0	0.0	0.0	0.0	0.0	0.0	0.0	0.0	0.0	0.0	0.0	0.0	0.0	3.0	19%	0	0	0	0	0	0.0	0.0	0.0	0.0	0.0	0.0	0.0	0.0	0.0	0.0	0.0	0.0	0.0	0.0	0.0
6/27/2008	5	833	0.0	0.0	0.0	0.0	0.0	0.0	0.0	0.0	0.0	0.0	0.0	0.0	0.0	0.0	0.0	8.0	47%	1	0	0	0	0	0.0	0.0	0.0	0.0	0.0	0.0	0.0	0.0	0.0	0.0	0.0	0.0	0.0	0.0	0.0
6/28/2008	6	982	8.0	8.9	8.3	7.7	8.0	3.0	3.3	3.1	2.2	3.0	0.0	0.0	0.0	0.0	0.0	11.0	65%	0	1	0	0	0	0.0	0.0	0.0	0.0	0.0	0.0	0.0	0.0	0.0	0.0	0.0	0.0	0.0	0.0	0.0
6/29/2008	7	774	0.0	0.0	0.0	0.0	0.0	0.0	0.0	0.0	0.0	0.0	0.0	0.0	0.0	0.0	0.0	10.0	4%	0	0	1	0	0	5.0	8.9	8.3	7.7	8.0	3.0	3.3	3.1	2.2	3.0	0.0	0.0	0.0	0.0	0.0
6/30/2008	1	849	0.0	0.0	0.0	0.0	0.0	0.0	0.0	0.0	0.0	0.0	0.0	0.0	0.0	0.0	0.0	6.0	15%	0	0	0	0	0	2.0	0.0	0.0	0.0	0.0	0.0	0.0	0.0	0.0	0.0	0.0	0.0	0.0	0.0	0.0
7/1/2008	2	1,131	0.0	0.0	0.0	0.0	0.0	0.0	0.0	0.0	0.0	0.0	0.0	0.0	0.0	0.0	0.0	8.0	8%	0	0	0	0	0	2.0	0.0	0.0	0.0	0.0	0.0	0.0	0.0	0.0	0.0	0.0	0.0	0.0	0.0	0.0
7/2/2008	3	1,493	7.0	7.8	7.3	6.1	7.0	2.0	2.2	2.1	0.6	2.0	0.0	0.0	0.0	0.0	0.0	11.0	50%	0	0	0	0	0	0.0	0.0	0.0	0.0	0.0	0.0	0.0	0.0	0.0	0.0	0.0	0.0	0.0	0.0	0.0
7/3/2008	4	1,010	9.0	9.3	8.7	6.8	9.0	4.0	4.1	3.9	1.7	4.0	0.0	0.0	0.0	0.0	0.0	3.0	26%	0	0	0	0	0	9.0	7.8	7.3	6.1	7.0	2.0	2.2	2.1	0.6	2.0	0.0	0.0	0.0	0.0	0.0
7/4/2008	5	772	3.0	3.1	2.9	0.1	3.0	0.0	0.0	0.0	0.0	0.0	0.0	0.0	0.0	0.0	0.0	4.0	8%	0	1	0	0	0	10.0	9.3	8.7	6.8	9.0	4.0	4.1	3.9	1.7	4.0	0.0	0.0	0.0	0.0	0.0
7/5/2008	6	970	0.0	0.0	0.0	0.0	0.0	0.0	0.0	0.0	0.0	0.0	0.0	0.0	0.0	0.0	0.0	10.0	20%	0	1	0	0	0	5.0	3.1	2.9	0.1	3.0	0.0	0.0	0.0	0.0	0.0	0.0	0.0	0.0	0.0	0.0
7/6/2008	7	722	0.0	0.0	0.0	0.0	0.0	0.0	0.0	0.0	0.0	0.0	0.0	0.0	0.0	0.0	0.0	10.0	9%	0	0	1	0	0	0.0	0.0	0.0	0.0	0.0	0.0	0.0	0.0	0.0	0.0	0.0	0.0	0.0	0.0	0.0
7/7/2008	1	977	2.0	2.1	2.0	0.0	2.0	0.0	0.0	0.0	0.0	0.0	0.0	0.0	0.0	0.0	0.0	6.0	30%	0	0	0	0	0	0.0	0.0	0.0	0.0	0.0	0.0	0.0	0.0	0.0	0.0	0.0	0.0	0.0	0.0	0.0
7/8/2008	2	1,299	6.0	6.8	6.5	5.3	6.0	1.0	1.1	1.1	0.0	1.0	0.0	0.0	0.0	0.0	0.0	14.0	55%	0	0	0	0	0	6.0	2.1	2.0	0.0	2.0	0.0	0.0	0.0	0.0	0.0	0.0	0.0	0.0	0.0	0.0
7/9/2008	3	872	2.0	2.1	2.0	0.2	2.0	0.0	0.0	0.0	0.0	0.0	0.0	0.0	0.0	0.0	0.0	6.0	42%	0	0	0	0	0	6.0	6.8	6.5	5.3	6.0	1.0	1.1	1.1	0.0	1.0	0.0	0.0	0.0	0.0	0.0
7/10/2008	4	879	1.0	1.1	1.0	0.0	1.0	0.0	0.0	0.0	0.0	0.0	0.0	0.0	0.0	0.0	0.0	5.0	49%	0	0	0	0	0	5.0	2.1	2.0	0.2	2.0	0.0	0.0	0.0	0.0	0.0	0.0	0.0	0.0	0.0	0.0
7/11/2008	5	1,073	0.0	0.0	0.0	0.0	0.0	0.0	0.0	0.0	0.0	0.0	0.0	0.0	0.0	0.0	0.0	14.0	35%	1	0	0	0	0	6.0	1.1	1.0	0.0	1.0	0.0	0.0	0.0	0.0	0.0	0.0	0.0	0.0	0.0	0.0
7/12/2008	6	1,031	4.0	4.8	4.6	3.0	4.0	0.0	0.0	0.0	0.0	0.0	0.0	0.0	0.0	0.0	0.0	20.0	47%	0	1	0	0	0	4.0	0.0	0.0	0.0	0.0	0.0	0.0	0.0	0.0	0.0	0.0	0.0	0.0	0.0	0.0
7/13/2008	7	1,603	2.0	2.4	2.3	0.4	2.0	0.0	0.0	0.0	0.0	0.0	0.0	0.0	0.0	0.0	0.0	21.0	38%	0	0	1	0	0	5.0	4.8	4.6	3.0	4.0	0.0	0.0	0.0	0.0	0.0	0.0	0.0	0.0	0.0	0.0
7/14/2008	1	1,504	0.0	0.0	0.0	0.0	0.0	0.0	0.0	0.0	0.0	0.0	0.0	0.0	0.0	0.0	0.0	6.0	3%	0	0	0	0	0	6.0	2.4	2.3	0.4	2.0	0.0	0.0	0.0	0.0	0.0	0.0	0.0	0.0	0.0	0.0
7/15/2008	2	1,193	0.0	0.0	0.0	0.0	0.0	0.0	0.0	0.0	0.0	0.0	0.0	0.0	0.0	0.0	0.0	4.0	27%	0	0	0	0	0	6.0	0.0	0.0	0.0	0.0	0.0	0.0	0.0	0.0	0.0	0.0	0.0	0.0	0.0	0.0
7/16/2008	3	977	2.0	2.1	1.9	0.0	2.0	0.0	0.0	0.0	0.0	0.0	0.0	0.0	0.0	0.0	0.0	3.0	37%	0	0	0	0	0	2.0	0.0	0.0	0.0	0.0	0.0	0.0	0.0	0.0	0.0	0.0	0.0	0.0	0.0	0.0
7/17/2008	4	895	0.0	0.0	0.0	0.0	0.0	0.0	0.0	0.0	0.0	0.0	0.0	0.0	0.0	0.0	0.0	6.0	28%	0	0	0	0	0	3.0	2.1	1.9	0.0	2.0	0.0	0.0	0.0	0.0	0.0	0.0	0.0	0.0	0.0	0.0
7/18/2008	5	950	2.0	2.1	2.0	0.0	2.0	0.0	0.0	0.0	0.0	0.0	0.0	0.0	0.0	0.0	0.0	5.0	18%	1	0	0	0	0	0.0	0.0	0.0	0.0	0.0	0.0	0.0	0.0	0.0	0.0	0.0	0.0	0.0	0.0	0.0
7/19/2008	6	911	7.0	7.2	6.8	6.0	7.0	2.0	2.1	1.9	0.8	2.0	0.0	0.0	0.0	0.0	0.0	3.0	63%	0	1	0	0	0	0.0	2.1	2.0	0.0	2.0	0.0	0.0	0.0	0.0	0.0	0.0	0.0	0.0	0.0	0.0
7/20/2008	7	1,236	0.0	0.0	0.0	0.0	0.0	0.0	0.0	0.0	0.0	0.0	0.0	0.0	0.0	0.0	0.0	5.0	53%	0	0	1	0	0	5.0	7.2	6.8	6.0	7.0	2.0	2.1	1.9	0.8	2.0	0.0	0.0	0.0	0.0	0.0
7/21/2008	1	1,383	0.0	0.0	0.0	0.0	0.0	0.0	0.0	0.0	0.0	0.0	0.0	0.0	0.0	0.0	0.0	4.0	28%	0	0	0	0	0	2.0	0.0	0.0	0.0	0.0	0.0	0.0	0.0	0.0	0.0	0.0	0.0	0.0	0.0	0.0
7/22/2008	2	1,413	0.0	0.0	0.0	0.0	0.0	0.0	0.0	0.0	0.0	0.0	0.0	0.0	0.0	0.0	0.0	8.0	11%	0	0	0	0	0	2.0	0.0	0.0	0.0	0.0	0.0	0.0	0.0	0.0	0.0	0.0	0.0	0.0	0.0	0.0
7/23/2008	3	1,384	0.0	0.0	0.0	0.0	0.0	0.0	0.0	0.0	0.0	0.0	0.0	0.0	0.0	0.0	0.0	9.0	28%	0	0	0	0	0	2.0	0.0	0.0	0.0	0.0	0.0	0.0	0.0	0.0	0.0	0.0	0.0	0.0	0.0	0.0
7/24/2008	4	1,430	0.0	0.0	0.0	0.0	0.0	0.0	0.0	0.0	0.0	0.0	0.0	0.0	0.0	0.0	0.0	8.0	81%	0	0	0	0	0	2.0	0.0	0.0	0.0	0.0	0.0	0.0	0.0	0.0	0.0	0.0	0.0	0.0	0.0	0.0
7/25/2008	5	1,015	0.0	0.0	0.0	0.0	0.0	0.0	0.0	0.0	0.0	0.0	0.0	0.0	0.0	0.0	0.0	12.0	10%	1	0	0	0	0	0.0	0.0	0.0	0.0	0.0	0.0	0.0	0.0	0.0	0.0	0.0	0.0	0.0	0.0	0.0
7/26/2008	6	741	0.0	0.0	0.0	0.0	0.0	0.0	0.0	0.0	0.0	0.0	0.0	0.0	0.0	0.0	0.0	8.0	10%	0	1	0	0	0	0.0	0.0	0.0	0.0	0.0	0.0	0.0	0.0	0.0	0.0	0.0	0.0	0.0	0.0	0.0
7/27/2008	7	1,432	0.0	0.0	0.0	0.0	0.0	0.0	0.0	0.0	0.0	0.0	0.0	0.0	0.0	0.0	0.0	3.0	1%	0	0	1	0	0	0.0	0.0	0.0	0.0	0.0	0.0	0.0	0.0	0.0	0.0	0.0	0.0	0.0	0.0	0.0
7/28/2008	1	1,431	0.0	0.0	0.0	0.0	0.0	0.0	0.0	0.0	0.0	0.0	0.0	0.0	0.0	0.0	0.0	5.0	5%	0	0	0	0	0	0.0	0.0	0.0	0.0	0.0	0.0	0.0	0.0	0.0	0.0	0.0	0.0	0.0	0.0	0.0
7/29/2008	2	1,149	0.0	0.0	0.0	0.0	0.0	0.0	0.0	0.0	0.0	0.0	0.0	0.0	0.0	0.0	0.0	13.0	39%	0	0	0	0	0	0.0	0.0	0.0	0.0	0.0	0.0	0.0	0.0	0.0	0.0	0.0	0.0	0.0	0.0	0.0
7/30/2008	3	1,115	0.0	0.0	0.0	0.0	0.0	0.0	0.0	0.0	0.0	0.0	0.0	0.0	0.0	0.0	0.0	7.0	23%	0	0	0	0	0	0.0	0.0	0.0	0.0	0.0	0.0	0.0	0.0	0.0	0.0	0.0	0.0	0.0	0.0	0.0
7/31/2008	4	776	0.0	0.0	0.0	0.0	0.0	0.0	0.0	0.0	0.0	0.0	0.0	0.0	0.0	0.0	0.0	3.0	31%	0	0	0	0	0	1.0	0.0	0.0	0.0	0.0	0.0	0.0	0.0	0.0	0.0	0.0	0.0	0.0	0.0	0.0
8/1/2008	5	755	0.0	0.0	0.0	0.0	0.0	0.0	0.0	0.0	0.0	0.0	0.0	0.0	0.0	0.0	0.0	6.0	0%	1	0	0	0	0	1.0	0.0	0.0	0.0	0.0	0.0	0.0	0.0	0.0	0.0	0.0	0.0	0.0	0.0	0.0
8/2/2008	6	714	0.0	0.0	0.0	0.0	0.0	0.0	0.0	0.0	0.0	0.0	0.0	0.0	0.0	0.0	0.0	6.0	5%	0	1	0	0	0	1.0	0.0	0.0	0.0	0.0	0.0	0.0	0.0	0.0	0.0	0.0	0.0	0.0	0.0	0.0
8/3/2008	7	913	0.0	0.0	0.0	0.0	0.0	0.0	0.0	0.0	0.0	0.0	0.0	0.0	0.0	0.0	0.0	7.0	71%	0	0	1	0	0	4.0	0.0	0.0	0.0	0.0	0.0	0.0	0.0	0.0	0.0	0.0	0.0	0.0	0.0	0.0
8/4/2008	1	920	0.0	0.0	0.0	0.0	0.0	0.0	0.0	0.0	0.0	0.0	0.0	0.0	0.0	0.0	0.0	4.0	50%	0	0	0	0	0	0.0	0.0	0.0	0.0	0.0	0.0	0.0	0.0	0.0	0.0	0.0	0.0	0.0	0.0	0.0
8/5/2008	2	1,066	0.0	0.0	0.0	0.0	0.0	0.0	0.0	0.0	0.0	0.0	0.0	0.0	0.0	0.0	0.0	8.0	17%	0	0	0	0	0	0.0	0.0	0.0	0.0	0.0	0.0	0.0	0.0	0.0	0.0	0.0	0.0	0.0	0.0	0.0
8/6/2008	3	806	0.0	0.0	0.0	0.0	0.0	0.0	0.0	0.0	0.0	0.0	0.0	0.0	0.0	0.0	0.0	7.0	28%	0	0	0	0	0	3.0	0.0	0.0	0.0	0.0	0.0	0.0	0.0	0.0	0.0	0.0	0.0	0.0	0.0	0.0
8/7/2008	4	878	2.0	2.1	2.0	0.0	2.0	0.0	0.0	0.0	0.0	0.0	0.0	0.0	0.0	0.0	0.0	6.0	7%	0	0	0	0	0	4.0	0.0	0.0	0.0	0.0	0.0	0.0	0.0	0.0	0.0	0.0	0.0	0.0	0.0	0.0
8/8/2008	5	839	4.0	4.1	3.9	1.0	4.0	0.0	0.0	0.0	0.0	0.0	0.0	0.0	0.0	0.0	0.0	2.0	7%	1	0	0	0	0	3.0	2.1	2.0	0.0	2.0	0.0	0.0	0.0	0.0	0.0	0.0	0.0	0.0	0.0	0.0
8/9/2008	6	1,002	0.0	0.0	0.0	0.0	0.0	0.0	0.0	0.0	0.0	0.0	0.0	0.0	0.0	0.0	0.0	4.0	8%	0	1	0	0	0	3.0	4.1	3.9	1.0	4.0	0.0	0.0	0.0	0.0	0.0	0.0	0.0	0.0	0.0	0.0
8/10/2008	7	750	0.0	0.0	0.0	0.0	0.0	0.0	0.0	0.0	0.0	0.0	0.0	0.0	0.0	0.0	0.0	7.0	5%	0	0	1	0	0	2.0	0.0	0.0	0.0	0.0	0.0	0.0	0.0	0.0	0.0	0.0	0.0	0.0	0.0	0.0
8/11/2008	1	778	3.0	3.3	3.1	1.7	3.0	0.0	0.0	0.0	0.0	0.0	0.0	0.0	0.0	0.0	0.0	10.0	51%	0	0	0	0	0	7.0	0.0	0.0	0.0	0.0	0.0	0.0	0.0	0.0	0.0	0.0	0.0	0.0	0.0	0.0
8/12/2008	2	928	0.0	0.0	0.0	0.0	0.0	0.0	0.0	0.0	0.0	0.0	0.0	0.0	0.0	0.0	0.0	8.0	64%	0	0	0	0	0	5.0	3.3	3.1	1.7	3.0	0.0	0.0	0.0	0.0	0.0	0.0	0.0	0.0	0.0	0.0
8/13/2008	3	1,072	0.0	0.0	0.0	0.0	0.0	0.0	0.0	0.0	0.0	0.0	0.0	0.0	0.0	0.0	0.0	5.0	1%	0	0	0	0	0	3.0	0.0	0.0	0.0	0.0	0.0	0.0	0.0	0.0	0.0	0.0	0.0	0.0	0.0	0.0
8/14/2008	4	838	0.0	0.0	0.0	0.0	0.0	0.0	0.0	0.0	0.0	0.0	0.0	0.0	0.0	0.0	0.0	7.0	50%	0	0	0	0	0	0.0	0.0	0.0	0.0	0.0	0.0	0.0	0.0	0.0	0.0	0.0	0.0	0.0	0.0	0.0
8/15/2008	5	915	4.0	4.1	3.9	0.8	4.0	0.0	0.0	0.0	0.0	0.0	0.0	0.0	0.0	0.0	0.0	3.0	0%	1	0	0	0	0	1.0	0.0	0.0	0.0	0.0	0.0	0.0	0.0	0.0	0.0	0.0	0.0	0.0	0.0	0.0
8/16/2008	6	690	0.0	0.0	0.0	0.0	0.0	0.0	0.0	0.0	0.0	0.0	0.0	0.0	0.0	0.0	0.0	8.0	13%	0	1	0	0	0	5.0	4.1	3.9	0.8	4.0	0.0	0.0	0.0	0.0	0.0	0.0	0.0	0.0	0.0	0.0
8/17/2008	7	853	0.0	0.0	0.0	0.0	0.0	0.0	0.0	0.0	0.0	0.0	0.0	0.0	0.0	0.0	0.0	9.0	3%	0	0	1	0	0	0.0	0.0	0.0	0.0	0.0	0.0	0.0	0.0	0.0	0.0	0.0	0.0	0.0	0.0	0.0
8/18/2008	1	754	0.0	0.0	0.0	0.0	0.0	0.0	0.0	0.0	0.0	0.0	0.0	0.0	0.0	0.0	0.0	7.0	9%	0	0	0	0	0	0.0	0.0	0.0	0.0	0.0	0.0	0.0	0.0	0.0	0.0	0.0	0.0	0.0	0.0	0.0
8/19/2008	2	969	0.0	0.0	0.0	0.0	0.0	0.0	0.0	0.0	0.0	0.0	0.0	0.0	0.0	0.0	0.0	9.0	8%	0	0	0	0	0	0.0	0.0	0.0	0.0	0.0	0.0	0.0	0.0	0.0	0.0	0.0	0.0	0.0	0.0	0.0
8/20/2008	3	867	0.0	0.0	0.0	0.0	0.0	0.0	0.0	0.0	0.0	0.0	0.0	0.0	0.0	0.0	0.0	11.0	21%	0	0	0	0	0	2.0	0.0	0.0	0.0	0.0	0.0	0.0	0.0	0.0	0.0	0.0	0.0	0.0	0.0	0.0
8/21/2008	4	766	0.0	0.0	0.0	0.0	0.0	0.0	0.0	0.0	0.0	0.0	0.0	0.0	0.0	0.0	0.0	15.0	20%	0	0	0	0	0	0.0	0.0	0.0	0.0	0.0	0.0	0.0	0.0	0.0	0.0	0.0	0.0	0.0	0.0	0.0
8/22/2008	5	809	0.0	0.0	0.0	0.0	0.0	0.0	0.0	0.0	0.0	0.0	0.0	0.0	0.0	0.0	0.0	15.0	79%	1	0	0	0	0	0.0	0.0	0.0	0.0	0.0	0.0	0.0	0.0	0.0	0.0	0.0	0.0	0.0	0.0	0.0
8/23/2008	6	842	9.0	10.3	9.7	9.4	9.0	4.0	4.6	4.3	3.7	4.0	0.0	0.0	0.0	0.0	0.0	14.0	73%	0	1	0	0	0	0.0	0.0	0.0	0.0	0.0	0.0	0.0	0.0	0.0	0.0	0.0	0.0	0.0	0.0	0.0
8/24/2008	7	1,022	9.0	9.2	8.7	6.0	9.0	4.0	4.1	3.9	0.9	4.0	0.0	0.0	0.0	0.0	0.0	2.0	4%	0	0	1	0	0	9.0	10.3	9.7	9.4	9.0	4.0	4.6	4.3	3.7	4.0	0.0	0.0	0.0	0.0	0.0
8/25/2008	1	1,144	8.0	8.5	7.9	5.1	8.0	3.0	3.2	3.0	0.0	3.0	0.0	0.0	0.0	0.0	0.0	6.0	0%	0	0	0	0	0	13.0	9.2	8.7	6.0	9.0	4.0	4.1	3.9	0.9	4.0	0.0	0.0	0.0	0.0	0.0
8/26/2008	2	886	0.0	0.0	0.0	0.0	0.0	0.0	0.0	0.0	0.0	0.0	0.0	0.0	0.0	0.0	0.0	14.0	1%	0	0	0	0	0	11.0	8.5	7.9	5.1	8.0	3.0	3.2	3.0	0.0	3.0	0.0	0.0	0.0	0.0	0.0
8/27/2008	3	1,136	1.0	1.1	1.0	0.0	1.0	0.0	0.0	0.0	0.0	0.0	0.0	0.0	0.0	0.0	0.0	7.0	45%	0	0	0	0	0	4.0	0.0	0.0	0.0	0.0	0.0	0.0	0.0	0.0	0.0	0.0	0.0	0.0	0.0	0.0
8/28/2008	4	1,071	5.0	5.4	5.0	3.2	5.0	0.0	0.0	0.0	0.0	0.0	0.0	0.0	0.0	0.0	0.0	7.0	36%	0	0	0	0	0	2.0	1.1	1.0	0.0	1.0	0.0	0.0	0.0	0.0	0.0	0.0	0.0	0.0	0.0	0.0
8/29/2008	5	854	1.0	1.1	1.0	0.0	1.0	0.0	0.0	0.0	0.0	0.0	0.0	0.0	0.0	0.0	0.0	7.0	25%	1	0	0	0	0	8.0	5.4	5.0	3.2	5.0	0.0	0.0	0.0	0.0	0.0	0.0	0.0	0.0	0.0	0.0
8/30/2008	6	976	1.0	1.1	1.0	0.0	1.0	0.0	0.0	0.0	0.0	0.0	0.0	0.0	0.0	0.0	0.0	9.0	3%	0	1	0	0	0	7.0	1.1	1.0	0.0	1.0	0.0	0.0	0.0	0.0	0.0	0.0	0.0	0.0	0.0	0.0
8/31/2008	7	774	0.0	0.0	0.0	0.0	0.0	0.0	0.0	0.0	0.0	0.0	0.0	0.0	0.0	0.0	0.0	16.0	0%	0	0	1	0	0	6.0	1.1	1.0	0.0	1.0	0.0	0.0	0.0	0.0	0.0	0.0	0.0	0.0	0.0	0.0
9/1/2008	1	808	0.0	0.0	0.0	0.0	0.0	0.0	0.0	0.0	0.0	0.0	0.0	0.0	0.0	0.0	0.0	17.0	38%	0	1	0	0	0	0.0	0.0	0.0	0.0	0.0	0.0	0.0	0.0	0.0	0.0	0.0	0.0	0.0	0.0	0.0
9/2/2008	2	997	6.0	6.7	6.2	6.6	6.0	1.0	1.1	1.1	1.1	1.0	0.0	0.0	0.0	0.0	0.0	11.0	99%	0	0	0	0	0	0.0	0.0	0.0	0.0	0.0	0.0	0.0	0.0	0.0	0.0	0.0	0.0	0.0	0.0	0.0
9/3/2008	3	1,421	13.0	13.7	12.8	11.1	13.0	8.0	8.4	7.9	5.8	8.0	3.0	3.2	2.9	0.6	3.0	5.0	23%	0	0	0	0	0	3.0	6.7	6.2	6.6	6.0	1.0	1.1	1.1	1.1	1.0	0.0	0.0	0.0	0.0	0.0
9/4/2008	4	977	14.0	14.7	13.7	12.7	14.0	9.0	9.5	8.8	7.5	9.0	4.0	4.2	3.9	2.2	4.0	5.0	40%	0	0	0	0	0	11.0	13.7	12.8	11.1	13.0	8.0	8.4	7.9	5.8	8.0	3.0	3.2	2.9	0.6	3.0
9/5/2008	5	1,275	10.0	10.6	9.9	10.6	10.0	5.0	5.3	4.9	5.3	5.0	0.0	0.0	0.0	0.0	0.0	6.0	99%	1	0	0	0	0	15.0	14.7	13.7	12.7	14.0	9.0	9.5	8.8	7.5	9.0	4.0	4.2	3.9	2.2	4.0
9/6/2008	6	2,135	10.0	10.6	9.9	9.0	10.0	5.0	5.3	4.9	3.7	5.0	0.0	0.0	0.0	0.0	0.0	6.0	53%	0	1	0	0	0	12.0	10.6	9.9	10.6	10.0	5.0	5.3	4.9	5.3	5.0	0.0	0.0	0.0	0.0	0.0
9/7/2008	7	1,994	14.0	15.4	14.4	14.3	14.0	9.0	9.9	9.2	8.8	9.0	4.0	4.4	4.1	3.3	4.0	10.0	68%	0	0	1	0	0	13.0	10.6	9.9	9.0	10.0	5.0	5.3	4.9	3.7	5.0	0.0	0.0	0.0	0.0	0.0
9/8/2008	1	1,091	19.0	20.1	18.8	17.9	22.1	14.0	14.8	13.8	12.6	17.1	9.0	9.5	8.9	7.3	12.1	6.0	32%	0	0	0	0	0	17.0	15.4	14.4	14.3	14.0	9.0	9.9	9.2	8.8	9.0	4.0	4.4	4.1	3.3	4.0
9/9/2008	2	862	13.0	13.9	12.9	10.9	13.0	8.0	8.6	8.0	5.6	8.0	3.0	3.2	3.0	0.2	3.0	7.0	10%	0	0	0	0	0	20.0	20.1	18.8	17.9	22.1	14.0	14.8	13.8	12.6	17.1	9.0	9.5	8.9	7.3	12.1
9/10/2008	3	756	9.0	10.0	9.3	9.6	9.0	4.0	4.4	4.2	4.1	4.0	0.0	0.0	0.0	0.0	0.0	11.0	89%	0	0	0	0	0	14.0	13.9	12.9	10.9	13.0	8.0	8.6	8.0	5.6	8.0	3.0	3.2	3.0	0.2	3.0
9/11/2008	4	755	8.0	8.6	8.0	7.7	8.0	3.0	3.2	3.0	2.3	3.0	0.0	0.0	0.0	0.0	0.0	7.0	74%	0	0	0	0	0	10.0	10.0	9.3	9.6	9.0	4.0	4.4	4.2	4.1	4.0	0.0	0.0	0.0	0.0	0.0
9/12/2008	5	802	7.0	7.3	6.8	4.2	7.0	2.0	2.1	2.0	0.0	2.0	0.0	0.0	0.0	0.0	0.0	4.0	9%	1	0	0	0	0	11.0	8.6	8.0	7.7	8.0	3.0	3.2	3.0	2.3	3.0	0.0	0.0	0.0	0.0	0.0
9/13/2008	6	818	9.0	9.2	8.7	7.8	9.0	4.0	4.1	3.9	2.7	4.0	0.0	0.0	0.0	0.0	0.0	2.0	58%	0	1	0	0	0	9.0	7.3	6.8	4.2	7.0	2.0	2.1	2.0	0.0	2.0	0.0	0.0	0.0	0.0	0.0
9/14/2008	7	823	17.0	18.5	17.2	17.8	21.1	12.0	13.1	12.2	12.3	16.1	7.0	7.6	7.1	6.9	11.1	9.0	78%	0	0	1	0	0	11.0	9.2	8.7	7.8	9.0	4.0	4.1	3.9	2.7	4.0	0.0	0.0	0.0	0.0	0.0
9/15/2008	1	826	12.0	12.7	11.9	10.8	12.0	7.0	7.4	6.9	5.5	7.0	2.0	2.1	2.0	0.2	2.0	6.0	41%	0	0	0	0	0	18.0	18.5	17.2	17.8	21.1	12.0	13.1	12.2	12.3	16.1	7.0	7.6	7.1	6.9	11.1
9/16/2008	2	1,539	6.0	6.5	6.1	3.3	6.0	1.0	1.1	1.0	0.0	1.0	0.0	0.0	0.0	0.0	0.0	9.0	3%	0	0	0	0	0	19.0	12.7	11.9	10.8	12.0	7.0	7.4	6.9	5.5	7.0	2.0	2.1	2.0	0.2	2.0
9/17/2008	3	1,584	13.0	13.4	12.6	10.2	13.0	8.0	8.2	7.8	5.0	8.0	3.0	3.1	2.9	0.0	3.0	3.0	4%	0	0	0	0	0	9.0	6.5	6.1	3.3	6.0	1.0	1.1	1.0	0.0	1.0	0.0	0.0	0.0	0.0	0.0
9/18/2008	4	858	0.0	0.0	0.0	0.0	0.0	0.0	0.0	0.0	0.0	0.0	0.0	0.0	0.0	0.0	0.0	12.0	1%	0	0	0	0	0	19.0	13.4	12.6	10.2	13.0	8.0	8.2	7.8	5.0	8.0	3.0	3.1	2.9	0.0	3.0
9/19/2008	5	865	0.0	0.0	0.0	0.0	0.0	0.0	0.0	0.0	0.0	0.0	0.0	0.0	0.0	0.0	0.0	8.0	7%	1	0	0	0	0	4.0	0.0	0.0	0.0	0.0	0.0	0.0	0.0	0.0	0.0	0.0	0.0	0.0	0.0	0.0
9/20/2008	6	1,061	12.0	12.8	11.9	9.5	12.0	7.0	7.5	7.0	4.2	7.0	2.0	2.1	2.0	0.0	2.0	7.0	1%	0	1	0	0	0	1.0	0.0	0.0	0.0	0.0	0.0	0.0	0.0	0.0	0.0	0.0	0.0	0.0	0.0	0.0
9/21/2008	7	1,337	4.0	4.4	4.1	1.1	4.0	0.0	0.0	0.0	0.0	0.0	0.0	0.0	0.0	0.0	0.0	9.0	1%	0	0	1	0	0	15.0	12.8	11.9	9.5	12.0	7.0	7.5	7.0	4.2	7.0	2.0	2.1	2.0	0.0	2.0
9/22/2008	1	863	0.0	0.0	0.0	0.0	0.0	0.0	0.0	0.0	0.0	0.0	0.0	0.0	0.0	0.0	0.0	14.0	58%	0	0	0	0	0	8.0	4.4	4.1	1.1	4.0	0.0	0.0	0.0	0.0	0.0	0.0	0.0	0.0	0.0	0.0

9/23/2008	2	1,036	2.0	2.2	2.1	1.5	2.0	0.0	0.0	0.0	0.0	0.0	0.0	0.0	0.0	0.0	0.0	12.0	78%	0	0	0	0	0	1.0	0.0	0.0	0.0	0.0	0.0	0.0	0.0	0.0	0.0	0.0	0.0	0.0	0.0	0.0
9/24/2008	3	1,235	11.0	12.1	11.3	9.4	11.0	6.0	6.6	6.2	3.9	6.0	1.0	1.1	1.0	0.0	1.0	10.0	18%	0	0	0	0	0	4.0	2.2	2.1	1.5	2.0	0.0	0.0	0.0	0.0	0.0	0.0	0.0	0.0	0.0	0.0
9/25/2008	4	934	5.0	5.5	5.1	3.3	5.0	0.0	0.0	0.0	0.0	0.0	0.0	0.0	0.0	0.0	0.0	10.0	35%	0	0	0	0	0	15.0	12.1	11.3	9.4	11.0	6.0	6.6	6.2	3.9	6.0	1.0	1.1	1.0	0.0	1.0
9/26/2008	5	921	0.0	0.0	0.0	0.0	0.0	0.0	0.0	0.0	0.0	0.0	0.0	0.0	0.0	0.0	0.0	8.0	47%	1	0	0	0	0	10.0	5.5	5.1	3.3	5.0	0.0	0.0	0.0	0.0	0.0	0.0	0.0	0.0	0.0	0.0
9/27/2008	6	1,071	13.0	13.8	12.8	11.4	13.0	8.0	8.5	7.9	6.1	8.0	3.0	3.2	3.0	0.8	3.0	6.0	28%	0	1	0	0	0	3.0	0.0	0.0	0.0	0.0	0.0	0.0	0.0	0.0	0.0	0.0	0.0	0.0	0.0	0.0
9/28/2008	7	1,517	13.0	14.2	13.2	12.6	13.0	8.0	8.7	8.1	7.1	8.0	3.0	3.3	3.0	1.7	3.0	9.0	52%	0	0	1	0	0	16.0	13.8	12.8	11.4	13.0	8.0	8.5	7.9	6.1	8.0	3.0	3.2	3.0	0.8	3.0
9/29/2008	1	1,791	19.0	20.9	19.5	19.3	23.9	14.0	15.4	14.4	13.8	18.9	9.0	9.9	9.2	8.3	13.9	10.0	52%	0	0	0	0	0	17.0	14.2	13.2	12.6	13.0	8.0	8.7	8.1	7.1	8.0	3.0	3.3	3.0	1.7	3.0
9/30/2008	2	1,805	21.0	21.8	20.5	20.7	23.1	16.0	16.6	15.6	15.5	18.1	11.0	11.4	10.7	10.3	13.1	4.0	66%	0	0	0	0	0	19.0	20.9	19.5	19.3	23.9	14.0	15.4	14.4	13.8	18.9	9.0	9.9	9.2	8.3	13.9
10/1/2008	3	1,846	18.0	19.1	17.8	18.1	20.9	13.0	13.8	12.8	12.8	15.9	8.0	8.5	7.9	7.5	10.9	6.0	71%	0	0	0	0	0	18.0	21.8	20.5	20.7	23.1	16.0	16.6	15.6	15.5	18.1	11.0	11.4	10.7	10.3	13.1
10/2/2008	4	1,643	14.0	15.1	14.0	13.3	14.0	9.0	9.7	9.0	7.9	9.0	4.0	4.3	4.0	2.5	4.0	8.0	45%	0	0	0	0	0	16.0	19.1	17.8	18.1	20.9	13.0	13.8	12.8	12.8	15.9	8.0	8.5	7.9	7.5	10.9
10/3/2008	5	1,800	24.0	24.2	23.0	20.9	24.0	19.0	19.2	18.2	15.9	19.0	14.0	14.1	13.4	10.8	14.0	1.0	0%	1	0	0	0	0	20.0	15.1	14.0	13.3	14.0	9.0	9.7	9.0	7.9	9.0	4.0	4.3	4.0	2.5	4.0
10/4/2008	6	1,767	18.0	19.1	17.8	15.7	20.9	13.0	13.8	12.8	10.4	15.9	8.0	8.5	7.9	5.1	10.9	6.0	0%	0	1	0	0	0	27.0	24.2	23.0	20.9	24.0	19.0	19.2	18.2	15.9	19.0	14.0	14.1	13.4	10.8	14.0
10/5/2008	7	1,642	13.0	14.8	14.0	12.9	13.0	8.0	9.1	8.6	7.2	8.0	3.0	3.4	3.2	1.5	3.0	14.0	43%	0	0	1	0	0	22.0	19.1	17.8	15.7	20.9	13.0	13.8	12.8	10.4	15.9	8.0	8.5	7.9	5.1	10.9
10/6/2008	1	1,480	11.0	12.7	12.0	12.7	11.0	6.0	6.9	6.5	6.9	6.0	1.0	1.2	1.1	1.2	1.0	15.0	100%	0	0	0	0	0	17.0	14.8	14.0	12.9	13.0	8.0	9.1	8.6	7.2	8.0	3.0	3.4	3.2	1.5	3.0
10/7/2008	2	1,859	15.0	15.8	14.7	15.6	15.0	10.0	10.5	9.8	10.3	10.0	5.0	5.3	4.9	5.1	5.0	5.0	95%	0	0	0	0	0	13.0	12.7	12.0	12.7	11.0	6.0	6.9	6.5	6.9	6.0	1.0	1.2	1.1	1.2	1.0
10/8/2008	3	1,985	13.0	14.2	13.2	11.6	13.0	8.0	8.7	8.1	6.2	8.0	3.0	3.3	3.0	0.7	3.0	9.0	23%	0	0	0	0	0	12.0	15.8	14.7	15.6	15.0	10.0	10.5	9.8	10.3	10.0	5.0	5.3	4.9	5.1	5.0
10/9/2008	4	2,104	17.0	19.7	18.7	17.7	23.2	12.0	13.9	13.2	11.9	18.2	7.0	8.1	7.7	6.1	13.2	16.0	38%	0	0	0	0	0	15.0	14.2	13.2	11.6	13.0	8.0	8.7	8.1	6.2	8.0	3.0	3.3	3.0	0.7	3.0
10/10/2008	5	2,603	25.0	26.3	24.5	25.8	28.5	20.0	21.0	19.6	20.6	23.5	15.0	15.8	14.7	15.3	18.5	5.0	87%	1	0	0	0	0	22.0	19.7	18.7	17.7	23.2	12.0	13.9	13.2	11.9	18.2	7.0	8.1	7.7	6.1	13.2
10/11/2008	6	3,134	19.0	20.1	18.8	20.1	22.1	14.0	14.8	13.8	14.8	17.1	9.0	9.5	8.9	9.5	12.1	6.0	100%	0	1	0	0	0	28.0	26.3	24.5	25.8	28.5	20.0	21.0	19.6	20.6	23.5	15.0	15.8	14.7	15.3	18.5
10/12/2008	7	1,657	7.0	7.6	7.1	7.6	7.0	2.0	2.2	2.0	2.2	2.0	0.0	0.0	0.0	0.0	0.0	9.0	100%	0	0	1	0	0	18.0	20.1	18.8	20.1	22.1	14.0	14.8	13.8	14.8	17.1	9.0	9.5	8.9	9.5	12.1
10/13/2008	1	2,328	12.0	13.4	12.6	13.3	12.0	7.0	7.8	7.4	7.7	7.0	2.0	2.2	2.1	2.1	2.0	12.0	97%	0	0	0	0	0	7.0	7.6	7.1	7.6	7.0	2.0	2.2	2.0	2.2	2.0	0.0	0.0	0.0	0.0	0.0
10/14/2008	2	1,983	22.0	24.0	22.3	20.9	27.2	17.0	18.5	17.2	15.4	22.2	12.0	13.1	12.2	10.0	17.2	9.0	7%	0	0	0	0	0	13.0	13.4	12.6	13.3	12.0	7.0	7.8	7.4	7.7	7.0	2.0	2.2	2.1	2.1	2.0
10/15/2008	3	2,224	23.0	26.0	24.4	25.3	30.0	18.0	20.3	19.1	19.7	25.0	13.0	14.7	13.8	14.0	20.0	13.0	80%	0	0	0	0	0	20.0	24.0	22.3	20.9	27.2	17.0	18.5	17.2	15.4	22.2	12.0	13.1	12.2	10.0	17.2
10/16/2008	4	2,368	25.0	25.8	24.2	25.6	25.0	20.0	20.6	19.4	20.4	20.0	15.0	15.5	14.5	15.3	15.0	3.0	95%	0	0	0	0	0	21.0	26.0	24.4	25.3	30.0	18.0	20.3	19.1	19.7	25.0	13.0	14.7	13.8	14.0	20.0
10/17/2008	5	2,164	26.0	26.8	25.2	25.1	26.0	21.0	21.6	20.3	20.0	21.0	16.0	16.5	15.5	14.8	16.0	3.0	51%	1	0	0	0	0	26.0	25.8	24.2	25.6	25.0	20.0	20.6	19.4	20.4	20.0	15.0	15.5	14.5	15.3	15.0
10/18/2008	6	1,650	17.0	19.0	17.9	16.5	22.1	12.0	13.4	12.6	10.9	17.1	7.0	7.8	7.4	5.3	12.1	12.0	25%	0	1	0	0	0	24.0	26.8	25.2	25.1	26.0	21.0	21.6	20.3	20.0	21.0	16.0	16.5	15.5	14.8	16.0
10/19/2008	7	2,383	21.0	22.7	21.0	20.8	25.5	16.0	17.3	16.0	15.4	20.5	11.0	11.9	11.0	10.0	15.5	8.0	45%	0	0	1	0	0	22.0	19.0	17.9	16.5	22.1	12.0	13.4	12.6	10.9	17.1	7.0	7.8	7.4	5.3	12.1
10/20/2008	1	3,110	29.0	30.5	28.5	27.7	33.2	24.0	25.2	23.6	22.4	28.2	19.0	20.0	18.6	17.2	23.2	5.0	17%	0	0	0	0	0	21.0	22.7	21.0	20.8	25.5	16.0	17.3	16.0	15.4	20.5	11.0	11.9	11.0	10.0	15.5
10/21/2008	2	2,599	28.0	31.4	29.4	28.3	35.9	23.0	25.8	24.2	22.7	30.9	18.0	20.2	18.9	17.1	25.9	12.0	7%	0	0	0	0	0	30.0	30.5	28.5	27.7	33.2	24.0	25.2	23.6	22.4	28.2	19.0	20.0	18.6	17.2	23.2
10/22/2008	3	2,847	24.0	25.9	24.0	25.9	29.2	19.0	20.5	19.0	20.5	24.2	14.0	15.1	14.0	15.1	19.2	8.0	100%	0	0	0	0	0	29.0	31.4	29.4	28.3	35.9	23.0	25.8	24.2	22.7	30.9	18.0	20.2	18.9	17.1	25.9
10/23/2008	4	2,147	20.0	21.2	19.8	19.4	23.3	15.0	15.9	14.8	14.1	18.3	10.0	10.6	9.9	8.8	13.3	6.0	46%	0	0	0	0	0	28.0	25.9	24.0	25.9	29.2	19.0	20.5	19.0	20.5	24.2	14.0	15.1	14.0	15.1	19.2
10/24/2008	5	2,662	23.0	23.7	22.3	23.7	23.0	18.0	18.5	17.4	18.5	18.0	13.0	13.4	12.6	13.4	13.0	3.0	100%	1	0	0	0	0	20.0	21.2	19.8	19.4	23.3	15.0	15.9	14.8	14.1	18.3	10.0	10.6	9.9	8.8	13.3
10/25/2008	6	2,379	20.0	22.4	21.0	20.7	25.9	15.0	16.8	15.8	15.1	20.9	10.0	11.2	10.5	9.5	15.9	12.0	49%	0	1	0	0	0	25.0	23.7	22.3	23.7	23.0	18.0	18.5	17.4	18.5	18.0	13.0	13.4	12.6	13.4	13.0
10/26/2008	7	4,026	27.0	32.7	31.4	32.6	37.4	22.0	26.6	25.6	26.6	32.4	17.0	20.6	19.8	20.5	27.4	21.0	99%	0	0	1	0	0	21.0	22.4	21.0	20.7	25.9	15.0	16.8	15.8	15.1	20.9	10.0	11.2	10.5	9.5	15.9
10/27/2008	1	4,140	35.0	40.3	38.1	39.2	46.0	30.0	34.5	32.6	33.4	41.0	25.0	28.8	27.2	27.7	36.0	15.0	68%	0	0	0	0	0	28.0	32.7	31.4	32.6	37.4	22.0	26.6	25.6	26.6	32.4	17.0	20.6	19.8	20.5	27.4
10/28/2008	2	3,687	29.0	31.0	28.8	27.8	34.7	24.0	25.7	23.9	22.4	29.7	19.0	20.3	18.9	17.1	24.7	7.0	3%	0	0	0	0	0	33.0	40.3	38.1	39.2	46.0	30.0	34.5	32.6	33.4	41.0	25.0	28.8	27.2	27.7	36.0
10/29/2008	3	2,940	26.0	27.3	25.5	24.0	29.7	21.0	22.1	20.6	18.7	24.7	16.0	16.8	15.7	13.5	19.7	5.0	0%	0	0	0	0	0	28.0	31.0	28.8	27.8	34.7	24.0	25.7	23.9	22.4	29.7	19.0	20.3	18.9	17.1	24.7
10/30/2008	4	1,773	9.0	9.8	9.1	6.5	9.0	4.0	4.4	4.1	1.0	4.0	0.0	0.0	0.0	0.0	0.0	9.0	0%	0	0	0	0	0	30.0	27.3	25.5	24.0	29.7	21.0	22.1	20.6	18.7	24.7	16.0	16.8	15.7	13.5	19.7
10/31/2008	5	2,642	25.0	25.8	24.2	22.4	25.0	20.0	20.6	19.4	17.3	20.0	15.0	15.5	14.5	12.1	15.0	3.0	0%	1	0	0	0	0	9.0	9.8	9.1	6.5	9.0	4.0	4.4	4.1	1.0	4.0	0.0	0.0	0.0	0.0	0.0
11/1/2008	6	2,032	23.0	24.8	23.0	22.1	28.0	18.0	19.4	18.0	16.7	23.0	13.0	14.0	13.0	11.3	18.0	8.0	19%	0	1	0	0	0	28.0	25.8	24.2	22.4	25.0	20.0	20.6	19.4	17.3	20.0	15.0	15.5	14.5	12.1	15.0
11/2/2008	7	1,716	15.0	15.8	14.7	12.8	15.0	10.0	10.5	9.8	7.5	10.0	5.0	5.3	4.9	2.3	5.0	5.0	11%	0	0	1	0	0	28.0	24.8	23.0	22.1	28.0	18.0	19.4	18.0	16.7	23.0	13.0	14.0	13.0	11.3	18.0
11/3/2008	1	1,889	8.0	8.8	8.2	5.6	8.0	3.0	3.3	3.1	0.1	3.0	0.0	0.0	0.0	0.0	0.0	10.0	5%	0	0	0	0	0	19.0	15.8	14.7	12.8	15.0	10.0	10.5	9.8	7.5	10.0	5.0	5.3	4.9	2.3	5.0
11/4/2008	2	1,932	11.0	11.6	10.8	10.7	11.0	6.0	6.3	5.9	5.4	6.0	1.0	1.1	1.0	0.2	1.0	5.0	73%	0	0	0	0	0	10.0	8.8	8.2	5.6	8.0	3.0	3.3	3.1	0.1	3.0	0.0	0.0	0.0	0.0	0.0
11/5/2008	3	1,537	11.0	11.8	10.9	11.8	11.0	6.0	6.4	6.0	6.4	6.0	1.0	1.1	1.0	1.1	1.0	7.0	100%	0	0	0	0	0	10.0	11.6	10.8	10.7	11.0	6.0	6.3	5.9	5.4	6.0	1.0	1.1	1.0	0.2	1.0
11/6/2008	4	2,101	20.0	21.8	20.3	21.5	24.8	15.0	16.4	15.2	16.0	19.8	10.0	10.9	10.1	10.6	14.8	9.0	90%	0	0	0	0	0	15.0	11.8	10.9	11.8	11.0	6.0	6.4	6.0	6.4	6.0	1.0	1.1	1.0	1.1	1.0
11/7/2008	5	3,423	30.0	33.9	31.9	33.9	38.8	25.0	28.3	26.6	28.3	33.8	20.0	22.6	21.3	22.6	28.8	13.0	100%	1	0	0	0	0	22.0	21.8	20.3	21.5	24.8	15.0	16.4	15.2	16.0	19.8	10.0	10.9	10.1	10.6	14.8
11/8/2008	6	4,741	42.0	47.9	45.2	47.9	54.5	37.0	42.2	39.8	42.2	49.5	32.0	36.5	34.4	36.5	44.5	14.0	100%	0	1	0	0	0	32.0	33.9	31.9	33.9	38.8	25.0	28.3	26.6	28.3	33.8	20.0	22.6	21.3	22.6	28.8
11/9/2008	7	4,916	46.0	50.1	46.6	50.1	56.7	41.0	44.7	41.5	44.7	51.7	36.0	39.2	36.5	39.2	46.7	9.0	100%	0	0	1	0	0	42.0	47.9	45.2	47.9	54.5	37.0	42.2	39.8	42.2	49.5	32.0	36.5	34.4	36.5	44.5
11/10/2008	1	4,780	45.0	45.9	43.3	43.3	45.0	40.0	40.8	38.5	38.2	40.0	35.0	35.7	33.7	33.1	35.0	2.0	21%	0	0	0	0	0	42.0	50.1	46.6	50.1	56.7	41.0	44.7	41.5	44.7	51.7	36.0	39.2	36.5	39.2	46.7
11/11/2008	2	4,078	37.0	40.0	37.0	39.3	45.0	32.0	34.6	32.0	33.9	40.0	27.0	29.2	27.0	28.5	35.0	8.0	79%	0	0	0	0	0	45.0	45.9	43.3	43.3	45.0	40.0	40.8	38.5	38.2	40.0	35.0	35.7	33.7	33.1	35.0
11/12/2008	3	3,586	32.0	35.2	32.8	35.2	40.0	27.0	29.7	27.7	29.7	35.0	22.0	24.2	22.6	24.2	30.0	10.0	100%	0	0	0	0	0	37.0	40.0	37.0	39.3	45.0	32.0	34.6	32.0	33.9	40.0	27.0	29.2	27.0	28.5	35.0
11/13/2008	4	3,459	31.0	34.7	32.6	34.7	39.7	26.0	29.1	27.3	29.1	34.7	21.0	23.5	22.1	23.5	29.7	12.0	100%	0	0	0	0	0	32.0	35.2	32.8	35.2	40.0	27.0	29.7	27.7	29.7	35.0	22.0	24.2	22.6	24.2	30.0
11/14/2008	5	4,143	37.0	42.2	39.8	42.2	48.1	32.0	36.5	34.4	36.5	43.1	27.0	30.8	29.0	30.8	38.1	14.0	100%	1	0	0	0	0	31.0	34.7	32.6	34.7	39.7	26.0	29.1	27.3	29.1	34.7	21.0	23.5	22.1	23.5	29.7
11/15/2008	6	4,296	43.0	44.7	41.9	44.2	48.5	38.0	39.5	37.1	39.0	43.5	33.0	34.3	32.2	33.8	38.5	4.0	85%	0	1	0	0	0	37.0	42.2	39.8	42.2	48.1	32.0	36.5	34.4	36.5	43.1	27.0	30.8	29.0	30.8	38.1
11/16/2008	7	4,429	42.0	46.6	43.6	46.5	53.0	37.0	41.1	38.4	40.9	48.0	32.0	35.5	33.2	35.4	43.0	11.0	95%	0	0	1	0	0	43.0	44.7	41.9	44.2	48.5	38.0	39.5	37.1	39.0	43.5	33.0	34.3	32.2	33.8	38.5
11/17/2008	1	5,204	49.0	52.9	49.0	51.9	59.6	44.0	47.5	44.0	46.5	54.6	39.0	42.1	39.0	41.1	49.6	8.0	70%	0	0	0	0	0	45.0	46.6	43.6	46.5	53.0	37.0	41.1	38.4	40.9	48.0	32.0	35.5	33.2	35.4	43.0
11/18/2008	2	4,750	42.0	47.0	44.1	46.2	53.5	37.0	41.4	38.9	40.6	48.5	32.0	35.8	33.6	35.0	43.5	12.0	76%	0	0	0	0	0	52.0	52.9	49.0	51.9	59.6	44.0	47.5	44.0	46.5	54.6	39.0	42.1	39.0	41.1	49.6
11/19/2008	3	5,545	46.0	52.0	48.9	51.4	59.1	41.0	46.3	43.6	45.8	54.1	36.0	40.7	38.3	40.1	49.1	13.0	84%	0	0	0	0	0	45.0	47.0	44.1	46.2	53.5	37.0	41.4	38.9	40.6	48.5	32.0	35.8	33.6	35.0	43.5
11/20/2008	4	6,993	56.0	61.0	56.7	60.9	69.0	51.0	55.6	51.6	55.4	64.0	46.0	50.1	46.6	50.0	59.0	9.0	95%	0	0	0	0	0	46.0	52.0	48.9	51.4	59.1	41.0	46.3	43.6	45.8	54.1	36.0	40.7	38.3	40.1	49.1
11/21/2008	5	6,177	52.0	55.6	51.7	52.7	62.4	47.0	50.3	46.7	47.4	57.4	42.0	44.9	41.7	42.0	52.4	7.0	13%	1	0	0	0	0	54.0	61.0	56.7	60.9	69.0	51.0	55.6	51.6	55.4	64.0	46.0	50.1	46.6	50.0	59.0
11/22/2008	6	4,509	42.0	45.8	42.5	45.4	51.8	37.0	40.3	37.5	40.0	46.8	32.0	34.9	32.4	34.5	41.8	9.0	89%	0	1	0	0	0	55.0	55.6	51.7	52.7	62.4	47.0	50.3	46.7	47.4	57.4	42.0	44.9	41.7	42.0	52.4
11/23/2008	7	4,337	36.0	38.9	36.0	37.2	43.8	31.0	33.5	31.0	31.8	38.8	26.0	28.1	26.0	26.4	33.8	8.0	50%	0	0	1	0	0	46.0	45.8	42.5	45.4	51.8	37.0	40.3	37.5	40.0	46.8	32.0	34.9	32.4	34.5	41.8
11/24/2008	1	5,164	46.0	49.2	45.7	48.0	55.2	41.0	43.9	40.7	42.7	50.2	36.0	38.5	35.8	37.3	45.2	7.0	64%	0	0	0	0	0	40.0	38.9	36.0	37.2	43.8	31.0	33.5	31.0	31.8	38.8	26.0	28.1	26.0	26.4	33.8
11/25/2008	2	5,222	44.0	45.8	42.9	42.7	49.6	39.0	40.6	38.0	37.5	44.6	34.0	35.4	33.2	32.3	39.6	4.0	7%	0	0	0	0	0	50.0	49.2	45.7	48.0	55.2	41.0	43.9	40.7	42.7	50.2	36.0	38.5	35.8	37.3	45.2
11/26/2008	3	4,155	38.0	39.9	37.3	37.3	43.8	33.0	34.7	32.4	32.1	38.8	28.0	29.4	27.5	26.8	33.8	5.0	22%	0	0	0	0	0	48.0	45.8	42.9	42.7	49.6	39.0	40.6	38.0	37.5	44.6	34.0	35.4	33.2	32.3	39.6
11/27/2008	4	4,468	40.0	45.6	43.0	43.6	52.0	35.0	39.9	37.6	37.9	47.0	30.0	34.2	32.3	32.2	42.0	14.0	40%	0	1	0	0	0	42.0	39.9	37.3	37.3	43.8	33.0	34.7	32.4	32.1	38.8	28.0	29.4	27.5	26.8	33.8
11/28/2008	5	4,553	40.0	41.2	38.8	38.7	40.0	35.0	36.1	33.9	33.6	35.0	30.0	30.9	29.1	28.4	30.0	3.0	25%	0	1	0	0	0	38.0	45.6	43.0	43.6	52.0	35.0	39.9	37.6	37.9	47.0	30.0	34.2	32.3	32.2	42.0
11/29/2008	6	4,931	45.0	46.4	43.6	46.4	45.0	40.0	41.2	38.8	41.2	40.0	35.0	36.1	33.9	36.1	35.0	3.0	100%	0	1	0	0	0	42.0	41.2	38.8	38.7	40.0	35.0	36.1	33.9	33.6	35.0	30.0	30.9	29.1	28.4	30.0
11/30/2008	7	5,403	51.0	55.1	51.0	55.0	62.1	46.0	49.7	46.0	49.6	57.1	41.0	44.3	41.0	44.2	52.1	8.0	99%	0	0	1	0	0	46.0	46.4	43.6	46.4	45.0	40.0	41.2	38.8	41.2	40.0	35.0	36.1	33.9	36.1	35.0
12/1/2008	1	5,478	49.0	52.9	49.0	50.6	59.6	44.0	47.5	44.0	45.2	54.6	39.0	42.1	39.0	39.8	49.6	8.0	31%	0	0	0	1	0	53.0	55.1	51.0	55.0	62.1	46.0	49.7	46.0	49.6	57.1	41.0	44.3	41.0	44.2	52.1
12/2/2008	2	5,296	43.0	49.5	46.8	48.6	56.2	38.0	43.7	41.3	42.8	51.2	33.0	38.0	35.9	37.1	46.2	15.0	74%	0	0	0	1	0	52.0	52.9	49.0	50.6	59.6	44.0	47.5	44.0	45.2	54.6	39.0	42.1	39.0	39.8	49.6
12/3/2008	3	6,649	55.0	60.5	56.4	59.7	68.5	50.0	55.0	51.3	54.2	63.5	45.0	49.5	46.1	48.7	58.5	10.0	75%	0	0	0	1	0	44.0	49.5	46.8	48.6	56.2	38.0	43.7	41.3	42.8	51.2	33.0	38.0	35.9	37.1	46.2
12/4/2008	4	6,723	56.0	61.0	56.7	60.4	69.0	51.0	55.6	51.6	55.0	64.0	46.0	50.1	46.6	49.5	59.0	9.0	82%	0	0	0	1	0	57.0	60.5	56.4	59.7	68.5	50.0	55.0	51.3	54.2	63.5	45.0	49.5	46.1	48.7	58.5
12/5/2008	5	6,619	53.0	59.4	55.7	59.4	67.4	48.0	53.8	50.4	53.8	62.4	43.0	48.2	45.2	48.2	57.4	12.0	100%	1	0	0	1	0	60.0	61.0	56.7	60.4	69.0	51.0	55.6	51.6	55.0	64.0	46.0	50.1	46.6	49.5	59.0
12/6/2008	6	7,897	67.0	71.7	66.6	69.1	80.5	62.0	66.3	61.6	63.8	75.5	57.0	61.0	56.6	58.4	70.5	7.0	23%	0	1	0	1	0	56.0	59.4	55.7	59.4	67.4	48.0	53.8	50.4	53.8	62.4	43.0	48.2	45.2	48.2	57.4
12/7/2008	7	8,135	58.0	62.1	57.6	62.1	69.6	53.0	56.7	52.7	56.7	64.6	48.0	51.4	47.7	51.4	59.6	7.0	100%	0	0	1	1	0	72.0	71.7	66.6	69.1	80.5	62.0	66.3	61.6	63.8	75.5	57.0	61.0	56.6	58.4	70.5
12/8/2008	1	7,801	60.0	63.6	59.3	62.9	70.9	55.0	58.3	54.3	57.6	65.9	50.0	53.0	49.4	52.3	60.9	6.0	80%	0	0	0	1	0	66.0	62.1	57.6	62.1	69.6	53.0	56.7	52.7	56.7	64.6	48.0	51.4	47.7	51.4	59.6
12/9/2008	2	7,743	61.0	64.1	59.9	63.3	70.8	56.0	58.8	55.0	58.1	65.8	51.0	53.6	50.0	52.8	60.8	5.0	78%	0	0	0	1	0	60.0	63.6	59.3	62.9	70.9	55.0	58.3	54.3	57.6	65.9	50.0	53.0	49.4	52.3	60.9
12/10/2008	3	7,164	54.0	61.6	58.1	61.1	69.8	49.0	55.9	52.7	55.4	64.8	44.0	50.2	47.3	49.7	59.8	14.0	85%	0	0	0	1	0	68.0	64.1	59.9	63.3	70.8	56.0	58.8	55.0	58.1	65.8	51.0	53.6	50.0	52.8	60.8
12/11/2008	4	8,629	71.0	76.0	70.6	74.5	85.3	66.0	70.6	65.6	69.1	80.3	61.0	65.3	60.6	63.8	75.3	7.0	55%	0	0	0	1	0	58.0	61.6	58.1	61.1	69.8	49.0	55.9	52.7	55.4	64.8	44.0	50.2	47.3	49.7	59.8
12/12/2008	5	7,066	57.0	61.0	56.6	60.9	68.4	52.0	55.6	51.7	55.5	63.4	47.0	50.3	46.7	50.2	58.4	7.0	97%	1	0	0	1	0	78.0	76.0	70.6	74.5	85.3	66.0	70.6	65.6	69.1	80.3	61.0	65.3	60.6	63.8	75.3
12/13/2008	6	6,748	55.0	62.2	58.4	62.2	70.5	50.0	56.5	53.1	56.5	65.5	45.0	50.9	47.8	50.9	60.5	13.0	100%	0	1	0	1	0	63.0	61.0	56.6	60.9	68.4	52.0	55.6	51.7	55.5	63.4	47.0	50.3	46.7	50.2	58.4
12/14/2008	7	9,230	73.0	85.4	81.2	85.4	95.9	68.0	79.6	75.7	79.6	90.9	63.0	73.7	70.1	73.7	85.9	17.0	100%	0	0	1	1	0	58.0	62.2	58.4	62.2	70.5	50.0	56.5	53.1	56.5	65.5	45.0	50.9	47.8	50.9	60.5
12/15/2008	1	10,094	82.0	89.4	83.0	86.6	101.0	77.0	83.9	78.0	81.2	96.0	72.0	78.5	72.9	75.7	91.0	9.0	17%	0	0	0	1	0	72.0	85.4	81.2	85.4	95.9	68.0	79.6	75.7	79.6	90.9	63.0	73.7	70.1	73.7	85.9
12/16/2008	2	9,234	77.0	80.9	75.6	79.7	89.6	72.0	75.6	70.7	74.4	84.6	67.0	70.4	65.7	69.2	79.6	5.0	65%	0	0	0	1	0	83.0	89.4	83.0	86.6	101.0	77.0	83.9	78.0	81.2	96.0	72.0	78.5	72.9	75.7	91.0
12/17/2008	3	8,625	72.0	74.2	69.8	71.0	72.0	67.0	69.0	64.9	65.8	67.0	62.0	63.9	60.1	60.7	62.0	3.0	4%	0	0	0	1	0	80.0	80.9	75.6	79.7	89.6	72.0	75.6	70.7	74.4	84.6	67.0	70.4	65.7	69.2	79.6
12/18/2008	4	8,291	72.0	75.6	70.7	73.0	83.7	67.0	70.4	65.7	67.8	78.7	62.0	65.1	60.8	62.5	73.7	5.0	23%	0	0	0	1	0	77.0	74.2	69.8	71.0	72.0	67.0	69.0	64.9	65.8	67.0	62.0	63.9	60.1	60.7	62.0
12/19/2008	5	7,302	57.0	61.6	57.0	61.2	69.4	52.0	56.2	52.0	55.8	64.4	47.0	50.8	47.0	50.4	59.4	8.0	90%	1	0	0	1	0	70.0	75.6	70.7	73.0	83.7	67.0	70.4	65.7	67.8	78.7	62.0	65.1	60.8	62.5	73.7
12/20/2008	6	8,126	64.0	71.7	67.2	71.5	81.2	59.0	66.1	62.0	65.9	76.2	54.0	60.5	56.7	60.3	71.2	12.0	95%	0	1	0	1	0	63.0	61.6	57.0	61.2	69.4	52.0	56.2	52.0	55.8	64.4	47.0	50.8	47.0	50.4	59.4
12/21/2008	7	9,027	74.0	82.1	76.8	79.7	93.0	69.0	76.6	71.6	74.2	88.0	64.0	71.0	66.4	68.6	83.0	11.0	27%	0	0	1	1	0	61.0	71.7	67.2	71.5	81.2	59.0	66.1	62.0	65.9	76.2	54.0	60.5	56.7	60.3	71.2
12/22/2008	1	8,348	72.0	77.8	72.0	76.4	87.6	67.0	72.4	67.0	71.0	82.6	62.0	67.0	62.0	65.6	77.6	8.0	58%	0	0	0	1	0	75.0	82.1	76.8	79.7	93.0	69.0	76.6	71.6	74.2	88.0	64.0	71.0	66.4	68.6	83.0
12/23/2008	2	7,504	66.0	67.3	63.5	66.3	66.0	61.0	62.2	58.7	61.2	61.0	56.0	57.1	53.9	56.1	56.0	2.0	69%	0	0	0	1	0	73.0	77.8	72.0	76.4	87.6	67.0	72.4	67.0	71.0	82.6	62.0	67.0	62.0	65.6	77.6
12/24/2008	3	7,339	72.0	74.9	70.2	71.7	82.0	67.0	69.7	65.3	66.5	77.0	62.0	64.5	60.5	61.3	72.0	4.0	6%	0	0	0	1	0	68.0	67.3	63.5	66.3	66.0	61.0	62.2	58.7	61.2	61.0	56.0	57.1	53.9	56.1	56.0
12/25/2008	4	5,751	58.0	63.2	58.7	61.1	71.5	53.0	57.8	53.7	55.6	66.5	48.0	52.3	48.6	50.2	61.5	9.0	36%	1	0	0	1	0	75.0	74.9	70.2	71.7	82.0	67.0	69.7	65.3	66.5	77.0	62.0	64.5	60.5	61.3	72.0
12/26/2008	5	4,886	38.0	40.3	37.5	40.3	44.7	33.0	35.0	32.6	35.0	39.7	28.0	29.7	27.7	29.7	34.7	6.0	100%	0	1	0	1	0	58.0	63.2	58.7	61.1	71.5	53.0	57.8	53.7	55.6	66.5	48.0	52.3	48.6	50.2	61.5
12/27/2008	6	6,759	61.0	64.7	60.2	62.4	72.1	56.0	59.4	55.3	57.1	67.1	51.0	54.1	50.4	51.8	62.1	6.0	33%	0	1	0	1	0	38.0	40.3	37.5	40.3	44.7	33.0	35.0	32.6	35.0	39.7	28.0	29.7	27.7	29.7	34.7
12/28/2008	7	6,488	58.0	62.6	58.0	60.6	70.6	53.0	57.2	53.0	55.2	65.6	48.0	51.8	48.0	49.8	60.6	8.0	40%	0	0	1	1	0	52.0	64.7	60.2	62.4	72.1	56.0	59.4	55.3	57.1	67.1	51.0	54.1	50.4	51.8	62.1
12/29/2008	1	7,303	59.0	63.7	59.0	61.8	71.8	54.0	58.3	54.0	56.4	66.8	49.0	52.9	49.0	51.0	61.8	8.0	43%	0	0	0	1	0	59.0	62.6	58.0	60.6	70.6	53.0	57.2	53.0	55.2	65.6	48.0	51.8	48.0	49.8	60.6
12/30/2008	2	8,831	76.0	81.3	75.5	78.4	91.3	71.0	76.0	70.6	73.1	86.3	66.0	70.6	65.6	67.7	81.3	7.0	13%	0	0	0	1	0	65.0	63.7	59.0	61.8	71.8	54.0	58.3	54.0	56.4	66.8	49.0	52.9	49.0	51.0	61.8
12/31/2008	3	8,104	69.0	75.2	69.9	73.4	85.0	64.0	69.8	64.8	68.0	80.0	59.0	64.3	59.7	62.5	75.0	9.0	46%	1	0	0	1	0	78.0	81.3	75.5	78.4	91.3	71.0	76.0	70.6	73.1	86.3	66.0	70.6	65.6	67.7	81.3
1/1/2009	4	7,806	61.0	68.9	64.8	68.1	78.1	56.0	63.3	59.5	62.4	73.1	51.0	57.6	54.2	56.8	68.1	13.0	74%	0	1	0	0	0	73.0	75.2	69.9	73.4	85.0	64.0	69.8	64.8	68.0	80.0	59.0	64.3	59.7	62.5	75.0
1/2/2009	5	7,684	66.0	71.3	66.0	70.1	80.3	61.0	65.9	61.0	64.7	75.3	56.0	60.5	56.0	59.3	70.3	8.0	64%	1	0	0	0	0	64.0	68.9	64.8	68.1	78.1	56.0	63.3	59.5	62.4	73.1	51.0	57.6	54.2	56.8	68.1
1/3/2009	6	7,020	63.0	69.3	64.6	68.6	78.5	58.0	63.8	59.5	63.1	73.5	53.0	58.3	54.3	57.6	68.5	10.0	80%	0	1	0	0	0	73.0	71.3	66.0	70.1	80.3	61.0	65.9	61.0	64.7	75.3	56.0	60.5	56.0	59.3	70.3
1/4/2009	7	9,952	82.0	87.7	81.5	84.4	98.6	77.0	82.4	76.5	79.1	93.6	72.0	77.0	71.6	73.7	88.6	7.0	0%	0	0	1	0	0	56.0	69.3	64.6	68.6	78.5	58.0	63.8	59.5	63.1	73.5	53.0	58.3	54.3	57.6	68.5
1/5/2009	1	9,037	74.0	77.7	72.6	74.6	86.1	69.0	72.5	67.7	69.4	81.1	64.0	67.2	62.8	64.1	76.1	5.0	8%	0	0	0	0	0	84.0	87.7	81.5	84.4	98.6	77.0	82.4	76.5	79.1	93.6	72.0	77.0	71.6	73.7	88.6
1/6/2009	2	7,691	58.0	61.5	57.3	61.1	68.5	53.0	56.2	52.3	55.8	63.5	48.0	50.9	47.4	50.5	58.5	6.0	90%	0	0	0	0	0	82.0	77.7	72.6	74.6	86.1	69.0	72.5	67.7	69.4	81.1	64.0	67.2	62.8	64.1	76.1
1/7/2009	3	7,932	64.0	69.1	64.0	67.9	77.9	59.0	63.7	59.0	62.5	72.9	54.0	58.3	54.0	57.1	67.9	8.0	63%	0	0	0	0	0	57.0	61.5	57.3	61.1	68.5	53.0	56.2	52.3	55.8	63.5	48.0	50.9	47.4	50.5	58.5
1/8/2009	4	7,834	67.0	68.3	64.5	65.0	67.0	62.0	63.2	59.7	59.9	62.0	57.0	58.1	54.9	54.8	57.0	2.0	0%	0	0	0	0	0	66.0	69.1	64.0	67.9	77.9	59.0	63.7	59.0	62.5	72.9	54.0	58.3	54.0	57.1	67.9
1/9/2009	5	7,890	66.0	67.3	63.5	64.4	66.0	61.0	62.2	58.7	59.3	61.0	56.0	57.1	53.9	54.2	56.0	2.0	12%	1	0	0	0	0	78.0	68.3	64.5	65.0	67.0	62.0	63.2	59.7	59.9	62.0	57.0	58.1	54.9	54.8	57.0
1/10/2009	6	6,882	60.0	63.0	58.9	61.9	69.6	55.0	57.8	54.0	56.7	64.6	50.0	52.5	49.1	51.4	59.6	5.0	67%	0	1	0	0	0	73.0	67.3	63.5	64.4	66.0	61.0	62.2	58.7	59.3	61.0	56.0	57.1	53.9	54.2	56.0
1/11/2009	7	7,815	60.0	62.4	58.5	60.9	68.1	55.0	57.2	53.6	55.7	63.1	50.0	52.0	48.8	50.5	58.1	4.0	54%	0	0	1	0	0	61.0	63.0	58.9	61.9	69.6	55.0	57.8	54.0	56.7	64.6	50.0	52.5	49.1	51.4	59.6
1/12/2009	1	9,953	80.0	87.2	81.0	84.4	98.5	75.0	81.8	75.9	78.9	93.5	70.0	76.3	70.9	73.5	88.5	9.0	15%	0	0	0	0	0	57.0	62.4	58.5	60.9	68.1	55.0	57.2	53.6	55.7	63.1	50.0	52.0	48.8	50.5	58.1
1/13/2009	2	10,393	85.0	88.4	82.9	86.4	97.0	80.0	83.2	78.0	81.2	92.0	75.0	78.0	73.1	76.0	87.0	4.0	40%	0	0	0	0	0	83.0	87.2	81.0	84.4	98.5	75.0	81.8	75.9	78.9	93.5	70.0	76.3	70.9	73.5	88.5
1/14/2009	3	11,491	84.0	92.4	86.1	89.2	104.5	79.0	86.9	81.0	83.7	99.5	74.0	81.4	75.9	78.2	94.5	10.0	4%	0	0	0	0	0	91.0	88.4	82.9	86.4	97.0	80.0	83.2	78.0	81.2	92.0	75.0	78.0	73.1	76.0	87.0
1/15/2009	4	11,054	83.0	87.2	81.4	83.8	96.7	78.0	81.9	76.5	78.6	91.7	73.0	76.7	71.6	73.3	86.7	5.0	0%	0	0	0	0	0	87.0	92.4	86.1	89.2	104.5	79.0	86.9	81.0	83.7	99.5	74.0	81.4	75.9	78.2	94.5
1/16/2009	5	9,183	73.0	80.3	74.8	79.2	90.8	68.0	74.8	69.7	73.7	85.8	63.0	69.3	64.6	68.2	80.8	10.0	67%	1	0	0	0	0	88.0	87.2	81.4	83.8	96.7	78.0	81.9	76.5	78.6	91.7	73.0	76.7	71.6	73.3	86.7
1/17/2009	6	7,654	50.0	55.0	51.3	54.9	62.3	45.0	49.5	46.1	49.4	57.3	40.0	44.0	41.0	43.9	52.3	10.0	97%	0	1	0	0	0	75.0	80.3	74.8	79.2	90.8	68.0	74.8	69.7	73.7	85.8	63.0	69.3	64.6	68.2	80.8
1/18/2009	7	7,717	55.0	58.3	54.3	57.1	65.0	50.0	53.0	49.4	51.8	60.0	45.0	47.7	44.4	46.5	55.0	6.0	63%	0	0	1	0	0	62.0	55.0	51.3	54.9	62.3	45.0	49.5	46.1	49.4	57.3	40.0	44.0	41.0	43.9	52.3
1/19/2009	1	7,845	58.0	62.1	57.6	60.6	69.6	53.0	56.7	52.7	55.2	64.6	48.0	51.4	47.7	49.9	59.6	7.0	55%	0	0	0	0	0	62.0	58.3	54.3	57.1	65.0	50.0	53.0	49.4	51.8	60.0	45.0	47.7	44.4	46.5	55.0
1/20/2009	2	6,272	47.0	50.3	46.7	47.7	56.4	42.0	44.9	41.7	42.3	51.4	37.0	39.6	36.8	37.0	46.4	7.0	22%	0	0	0	0	0	63.0	62.1	57.6	60.6	69.6	53.0	56.7	52.7	55.2	64.6	48.0	51.4	47.7	49.9	59.6
1/21/2009	3	5,707	45.0	46.4	43.6	44.3	45.0	40.0	41.2	38.8	39.1	40.0	35.0	36.1	33.9	34.0	35.0	3.0	38%	0	0	0	0	0	51.0	50.3	46.7	47.7	56.4	42.0	44.9	41.7	42.3	51.4	37.0	39.6	36.8	37.0	46.4
1/22/2009	4	6,247	55.0	60.0	55.7	60.0	67.8	50.0	54.5	50.6	54.5	62.8	45.0	49.1	45.6	49.1	57.8	9.0	100%	0	0	0	0	0	44.0	46.4	43.6	44.3	45.0	40.0	41.2	38.8	39.1	40.0	35.0	36.1	33.9	34.0	35.0
1/23/2009	5	9,021	76.0	85.1	79.8	82.0	96.3	71.0	79.5	74.6	76.4	91.3	66.0	73.9	69.3	70.8	86.3	12.0	5%	1	0	0	0	0	54.0	60.0	55.7	60.0	67.8	50.0	54.5	50.6	54.5	62.8	45.0	49.1	45.6	49.1	57.8
1/24/2009	6	9,278	76.0	84.4	78.9	81.0	95.5	71.0	78.8	73.7	75.5	90.5	66.0	73.3	68.5	69.9	85.5	11.0	0%	0	1	0	0	0	75.0	85.1	79.8	82.0	96.3	71.0	79.5	74.6	76.4	91.3	66.0	73.9	69.3	70.8	86.3
1/25/2009	7	9,479	77.0	83.2	77.0	79.8	93.7	72.0	77.8	72.0	74.4	88.7	67.0	72.4	67.0	69.0	83.7	8.0	0%	0	0	1	0	0	77.0	84.4	78.9	81.0	95.5	71.0	78.8	73.7	75.5	90.5	66.0	73.3	68.5	69.9	85.5
1/26/2009	1	10,341	75.0	78.8	73.6	75.4	87.3	70.0	73.5	68.7	70.2	82.3	65.0	68.3	63.8	64.9	77.3	5.0	0%	0	0	0	0	0	78.0	83.2	77.0	79.8	93.7	72.0	77.8	72.0	74.4	88.7	67.0	72.4	67.0	69.0	83.7
1/27/2009	2	8,379	68.0	72.1	67.2	68.9	80.5	63.0	66.8	62.2	63.6	75.5	58.0	61.5	57.3	58.3	70.5	6.0	5%	0	0	0	0	0	75.0	78.8	73.6	75.4	87.3	70.0	73.5	68.7	70.2	82.3	65.0	68.3	63.8	64.9	77.3
1/28/2009	3	7,533	60.0	65.4	60.8	64.8	73.9	55.0	60.0	55.7	59.3	68.9	50.0	54.5	50.6	53.9	63.9	9.0	81%	0	0	0	0	0	69.0	72.1	67.2	68.9	80.5	63.0	66.8	62.2	63.6	75.5	58.0	61.5	57.3	58.3	70.5
1/29/2009	4	8,693	75.0	80.3	74.5	77.5	90.1	70.0	74.9	69.6	72.1	85.1	65.0	69.6	64.6	66.8	80.1	7.0	17%	0	0	0	0	0	58.0	65.4	60.8	64.8	73.9	55.0	60.0	55.7	59.3	68.9	50.0	54.5	50.6	53.9	63.9
1/30/2009	5	6,822	59.0	62.5	58.3	61.5	69.7	54.0	57.2	53.3	56.2	64.7	49.0	51.9	48.4	50.9	59.7	6.0	70%	1	0	0	0	0	79.0	80.3	74.5	77.5	90.1	70.0	74.9	69.6	72.1	85.1	65.0	69.6	64.6	66.8	80.1
1/31/2009	6	5,422	33.0	39.9	38.4	38.0	45.3	28.0	33.9	32.6	32.0	40.3	23.0	27.8	26.7	25.9	35.3	21.0	43%	0	1	0	0	0	63.0	62.5	58.3	61.5	69.7	54.0	57.2	53.3	56.2	64.7	49.0	51.9	48.4	50.9	59.7
2/1/2009	7	6,821	57.0	66.1	62.7	63.6	74.7	52.0	60.3	57.2	57.8	69.7	47.0	54.5	51.7	52.0	64.7	16.0	25%	0	0	1	0	1	36.0	39.9	38.4	38.0	45.3	28.0	33.9	32.6	32.0	40.3	23.0	27.8	26.7	25.9	35.3
2/2/2009	1	9,083	77.0	83.2	77.0	80.9	93.7	72.0	77.8	72.0	75.5	88.7	67.0	72.4	67.0	70.1	83.7	8.0	33%	0	0	0	0	1	58.0	66.1	62.7	63.6	74.7	52.0	60.3	57.2	57.8	69.7	47.0	54.5	51.7	52.0	64.7
2/3/2009	2	9,093	75.0	76.5	72.2	73.7	75.0	70.0	71.4	67.4	68.6	70.0	65.0	66.3	62.6	63.5	65.0	2.0	15%	0	0	0	0	1	70.0	83.2	77.0	80.9	93.7	72.0	77.8	72.0	75.5	88.7	67.0	72.4	67.0	70.1	83.7
2/4/2009	3	7,901	65.0	71.5	66.6	68.2	80.9	60.0	66.0	61.5	62.7	75.9	55.0	60.5	56.4	57.2	70.9	10.0	0%	0	0	0	0	1	77.0	76.5	72.2	73.7	75.0	70.0	71.4	67.4	68.6	70.0	65.0	66.3	62.6	63.5	65.0
2/5/2009	4	5,918	48.0	49.4	46.5	46.1	48.0	43.0	44.3	41.7	41.0	43.0	38.0	39.1	36.8	35.8	38.0	3.0	0%	0	0	0	0	1	68.0	71.5	66.6	68.2	80.9	60.0	66.0	61.5	62.7	75.9	55.0	60.5	56.4	57.2	70.9
2/6/2009	5	4,605	35.0	37.5	34.8	34.6	41.9	30.0	32.1	29.8	29.2	36.9	25.0	26.8	24.8	23.9	31.9	7.0	14%	1	0	0	0	1	51.0	49.4	46.5	46.1	48.0	43.0	44.3	41.7	41.0	43.0	38.0	39.1	36.8	35.8	38.0
2/7/2009	6	5,205	45.0	48.6	45.0	46.3	54.8	40.0	43.2	40.0	40.9	49.8	35.0	37.8	35.0	35.5	44.8	8.0	30%	0	1	0	0	1	36.0	37.5	34.8	34.6	41.9	30.0	32.1	29.8	29.2	36.9	25.0	26.8	24.8	23.9	31.9
2/8/2009	7	4,338	35.0	37.8	35.0	35.6	42.6	30.0	32.4	30.0	30.2	37.6	25.0	27.0	25.0	24.8	32.6	8.0	33%	0	0	1	0	1	49.0	48.6	45.0	46.3	54.8	40.0	43.2	40.0	40.9	49.8	35.0	37.8	35.0	35.5	44.8
2/9/2009	1	4,245	30.0	33.9	31.9	33.9	38.8	25.0	28.3	26.6	28.3	33.8	20.0	22.6	21.3	22.6	28.8	13.0	100%	0	0	0	0	1	40.0	37.8	35.0	35.6	42.6	30.0	32.4	30.0	30.2	37.6	25.0	27.0	25.0	24.8	32.6
2/10/2009	2	4,024	31.0	34.1	31.8	34.1	38.8	26.0	28.6	26.7	28.6	33.8	21.0	23.1	21.5	23.1	28.8	10.0	100%	0	0	0	0	1	31.0	33.9	31.9	33.9	38.8	25.0	28.3	26.6	28.3	33.8	20.0	22.6	21.3	22.6	28.8
2/11/2009	3	4,468	37.0	41.4	38.9	41.4	47.2	32.0	35.8	33.6	35.8	42.2	27.0	30.2	28.4	30.2	37.2	12.0	100%	0	0	0	0	1	29.0	34.1	31.8	34.1	38.8	26.0	28.6	26.7	28.6	33.8	21.0	23.1	21.5	23.1	28.8
2/12/2009	4	5,395	49.0	53.9	50.2	53.3	61.1	44.0	48.4	45.1	47.8	56.1	39.0	42.9	40.0	42.3	51.1	10.0	83%	0	0	0	0	1	35.0	41.4	38.9	41.4	47.2	32.0	35.8	33.6	35.8	42.2	27.0	30.2	28.4	30.2	37.2
2/13/2009	5	5,947	54.0	58.3	54.0	57.9	65.7	49.0	52.9	49.0	52.5	60.7	44.0	47.5	44.0	47.1	55.7	8.0	86%	1	0	0	0	1	45.0	53.9	50.2	53.3	61.1	44.0	48.4	45.1	47.8	56.1	39.0	42.9	40.0	42.3	51.1
2/14/2009	6	6,952	64.0	66.6	62.4	63.4	72.7	59.0	61.4	57.5	58.2	67.7	54.0	56.2	52.7	53.0	62.7	4.0	4%	0	1	0	0	1	53.0	58.3	54.0	57.9	65.7	49.0	52.9	49.0	52.5	60.7	44.0	47.5	44.0	47.1	55.7
2/15/2009	7	6,915	58.0	60.9	56.9	59.9	67.3	53.0	55.7	52.0	54.7	62.3	48.0	50.4	47.1	49.4	57.3	5.0	70%	0	0	1	0	1	65.0	66.6	62.4	63.4	72.7	59.0	61.4	57.5	58.2	67.7	54.0	56.2	52.7	53.0	62.7
2/16/2009	1	6,026	45.0	47.3	44.2	47.3	52.0	40.0	42.0	39.3	42.0	47.0	35.0	36.8	34.3	36.8	42.0	5.0	100%	0	0	0	0	1	60.0	60.9	56.9	59.9	67.3	53.0	55.7	52.0	54.7	62.3	48.0	50.4	47.1	49.4	57.3
2/17/2009	2	6,473	53.0	56.7	52.7	55.9	63.6	48.0	51.4	47.7	50.6	58.6	43.0	46.0	42.7	45.2	53.6	7.0	76%	0	0	0	0	1	55.0	47.3	44.2	47.3	52.0	40.0	42.0	39.3	42.0	47.0	35.0	36.8	34.3	36.8	42.0
2/18/2009	3	8,326	67.0	72.4	67.0	69.1	81.6	62.0	67.0	62.0	63.7	76.6	57.0	61.6	57.0	58.3	71.6	8.0	1%	0	0	0	0	1	58.0	56.7	52.7	55.9	63.6	48.0	51.4	47.7	50.6	58.6	43.0	46.0	42.7	45.2	53.6
2/19/2009	4	7,759	62.0	63.9	60.1	61.4	62.0	57.0	58.7	55.2	56.2	57.0	52.0	53.6	50.4	51.1	52.0	3.0	25%	0	0	0	0	1	75.0	72.4	67.0	69.1	81.6	62.0	67.0	62.0	63.7	76.6	57.0	61.6	57.0	58.3	71.6
2/20/2009	5	7,080	55.0	58.3	54.3	58.2	65.0	50.0	53.0	49.4	52.9	60.0	45.0	47.7	44.4	47.6	55.0	6.0	96%	1	0	0	0	1	71.0	63.9	60.1	61.4	62.0	57.0	58.7	55.2	56.2	57.0	52.0	53.6	50.4	51.1	52.0
2/21/2009	6	6,813	59.0	64.9	60.5	63.1	73.5	54.0	59.4	55.4	57.6	68.5	49.0	53.9	50.2	52.1	63.5	10.0	45%	0	1	0	0	1	62.0	58.3	54.3	58.2	65.0	50.0	53.0	49.4	52.9	60.0	45.0	47.7	44.4	47.6	55.0
2/22/2009	7	6,889	62.0	64.5	60.5	61.7	70.4	57.0	59.3	55.6	56.5	65.4	52.0	54.1	50.7	51.3	60.4	4.0	18%	0	0	1	0	1	59.0	64.9	60.5	63.1	73.5	54.0	59.4	55.4	57.6	68.5	49.0	53.9	50.2	52.1	63.5
2/23/2009	1	6,168	55.0	60.5	56.4	58.0	68.5	50.0	55.0	51.3	52.5	63.5	45.0	49.5	46.1	47.0	58.5	10.0	25%	0	0	0	0	1	67.0	64.5	60.5	61.7	70.4	57.0	59.3	55.6	56.5	65.4	52.0	54.1	50.7	51.3	60.4
2/24/2009	2	4,471	41.0	43.9	40.7	42.3	49.1	36.0	38.5	35.8	37.0	44.1	31.0	33.2	30.8	31.6	39.1	7.0	54%	0	0	0	0	1	57.0	60.5	56.4	58.0	68.5	50.0	55.0	51.3	52.5	63.5	45.0	49.5	46.1	47.0	58.5
2/25/2009	3	6,357	59.0	64.3	59.7	62.7	72.7	54.0	58.9	54.7	57.2	67.7	49.0	53.4	49.6	51.8	62.7	9.0	51%	0	0	0	0	1	39.0	43.9	40.7	42.3	49.1	36.0	38.5	35.8	37.0	44.1	31.0	33.2	30.8	31.6	39.1
2/26/2009	4	7,947	68.0	74.8	69.7	72.9	84.7	63.0	69.3	64.6	67.4	79.7	58.0	63.8	59.5	61.9	74.7	10.0	44%	0	0	0	0	1	53.0	64.3	59.7	62.7	72.7	54.0	58.9	54.7	57.2	67.7	49.0	53.4	49.6	51.8	62.7
2/27/2009	5	8,430	72.0	73.4	69.3	70.1	72.0	67.0	68.3	64.5	65.0	67.0	62.0	63.2	59.7	59.9	62.0	2.0	0%	1	0	0	0	1	69.0	74.8	69.7	72.9	84.7	63.0	69.3	64.6	67.4	79.7	58.0	63.8	59.5	61.9	74.7
2/28/2009	6	8,232	70.0	77.0	71.8	73.7	87.1	65.0	71.5	66.6	68.2	82.1	60.0	66.0	61.5	62.7	77.1	10.0	0%	0	1	0	0	1	78.0	73.4	69.3	70.1	72.0	67.0	68.3	64.5	65.0	67.0	62.0	63.2	59.7	59.9	62.0

PNG-GLGT Bemidji Peak Day Regression for Winter 2010

1	2	3	4	5	6	7	8	9	10	11	12	13	14	15	16	17	18	19	20	21	22	23	24	25	26	27	28	29	30	31	32	33	34	35	36	37	38	39	40
Date	(Mon=1) Day	Bemidji Daily Meter	Bemidji HDD65	AHDD65	HDDW65	MGUAdj65	WCHDD65	HDD60	AHDD60	HDDW60	MGUAdj60	WCHDD60	HDD55	AHDD55	HDDW55	MGUAdj55	WCHDD55	Wind	CloudPct	Fri	Sat	Sun	Dec	Feb	HDD65-1	AHDD65-1	HDDW65-1	MGUAdj65-1	WCHDD65-1	HDD60-1	AHDD60-1	HDDW60-1	MGUAdj60-1	WCHDD60-1	HDD55-1	AHDD55-1	HDDW55-1	MGUAdj55-1	WCHDD55-1
12/1/2006	5	6,363	54.0	58.3	54.0	58.0	65.7	49.0	52.9	49.0	52.6	60.7	44.0	47.5	44.0	47.2	55.7	8.0	90%	1.0	0.0	0.0	1.0	0.0	60.0	60.3	56.6	57.6	65.8	53.0	55.1	51.7	52.4	60.8	48.0	49.9	46.8	47.2	55.8
12/2/2006	6	7,018	55.0	62.2	58.4	62.1	70.5	50.0	56.5	53.1	56.5	65.5	45.0	50.9	47.8	50.8	60.5	13.0	99%	0.0	1.0	0.0	1.0	0.0	57.0	58.3	54.0	58.0	65.7	49.0	52.9	49.0	52.6	60.7	44.0	47.5	44.0	47.2	55.7
12/3/2006	7	6,895	61.0	66.5	61.8	66.0	75.2	56.0	61.0	56.7	60.5	70.2	51.0	55.6	51.6	55.1	65.2	9.0	84%	0.0	0.0	1.0	1.0	0.0	55.0	62.2	58.4	62.1	70.5	50.0	56.5	53.1	56.5	65.5	45.0	50.9	47.8	50.8	60.5
12/4/2006	1	7,916	62.0	68.8	64.3	67.7	78.0	57.0	63.3	59.1	62.2	73.0	52.0	57.7	54.0	56.6	68.0	11.0	67%	0.0	0.0	0.0	1.0	0.0	67.0	66.5	61.8	66.0	75.2	56.0	61.0	56.7	60.5	70.2	51.0	55.6	51.6	55.1	65.2
12/5/2006	2	6,240	52.0	57.7	54.0	57.6	65.5	47.0	52.2	48.8	52.1	60.5	42.0	46.6	43.6	46.5	55.5	11.0	97%	0.0	0.0	0.0	1.0	0.0	65.0	68.8	64.3	67.7	78.0	57.0	63.3	59.1	62.2	73.0	52.0	57.7	54.0	56.6	68.0
12/6/2006	3	7,966	62.0	70.1	65.9	68.8	79.4	57.0	64.4	60.6	63.1	74.4	52.0	58.8	55.3	57.5	69.4	13.0	61%	0.0	0.0	0.0	1.0	0.0	63.0	57.7	54.0	57.6	65.5	47.0	52.2	48.8	52.1	60.5	42.0	46.6	43.6	46.5	55.5
12/7/2006	4	7,208	63.0	67.4	62.6	65.3	75.7	58.0	62.1	57.6	60.0	70.7	53.0	56.7	52.7	54.6	65.7	7.0	38%	0.0	0.0	0.0	1.0	0.0	61.0	70.1	65.9	68.8	79.4	57.0	64.4	60.6	63.1	74.4	52.0	58.8	55.3	57.5	69.4
12/8/2006	5	5,057	40.0	43.2	40.0	42.1	48.7	35.0	37.8	35.0	36.7	43.7	30.0	32.4	30.0	31.3	38.7	8.0	68%	1.0	0.0	0.0	1.0	0.0	67.0	67.4	62.6	65.3	75.7	58.0	62.1	57.6	60.0	70.7	53.0	56.7	52.7	54.6	65.7
12/9/2006	6	4,522	29.0	30.5	28.5	28.3	33.2	24.0	25.2	23.6	23.1	28.2	19.0	20.0	18.6	17.8	23.2	5.0	36%	0.0	1.0	0.0	1.0	0.0	45.0	43.2	40.0	42.1	48.7	35.0	37.8	35.0	36.7	43.7	30.0	32.4	30.0	31.3	38.7
12/10/2006	7	4,279	36.0	38.2	35.6	36.6	42.3	31.0	32.9	30.6	31.3	37.3	26.0	27.6	25.7	26.0	32.3	6.0	54%	0.0	0.0	1.0	1.0	0.0	37.0	30.5	28.5	28.3	33.2	24.0	25.2	23.6	23.1	28.2	19.0	20.0	18.6	17.8	23.2
12/11/2006	1	4,131	32.0	34.2	31.8	34.2	38.3	27.0	28.9	26.8	28.9	33.3	22.0	23.5	21.9	23.5	28.3	7.0	100%	0.0	0.0	0.0	1.0	0.0	46.0	38.2	35.6	36.6	42.3	31.0	32.9	30.6	31.3	37.3	26.0	27.6	25.7	26.0	32.3
12/12/2006	2	5,310	34.0	35.7	33.4	35.7	39.1	29.0	30.5	28.5	30.5	34.1	24.0	25.2	23.6	25.2	29.1	5.0	100%	0.0	0.0	0.0	1.0	0.0	35.0	34.2	31.8	34.2	38.3	27.0	28.9	26.8	28.9	33.3	22.0	23.5	21.9	23.5	28.3
12/13/2006	3	4,806	32.0	35.2	32.8	33.5	40.0	27.0	29.7	27.7	28.0	35.0	22.0	24.2	22.6	22.5	30.0	10.0	50%	0.0	0.0	0.0	1.0	0.0	32.0	35.7	33.4	35.7	39.1	29.0	30.5	28.5	30.5	34.1	24.0	25.2	23.6	25.2	29.1
12/14/2006	4	5,233	34.0	38.1	35.7	38.0	43.5	29.0	32.5	30.5	32.4	38.5	24.0	26.9	25.2	26.8	33.5	12.0	98%	0.0	0.0	0.0	1.0	0.0	35.0	35.2	32.8	33.5	40.0	27.0	29.7	27.7	28.0	35.0	22.0	24.2	22.6	22.5	30.0
12/15/2006	5	5,439	38.0	41.8	39.0	41.7	47.5	33.0	36.3	33.8	36.2	42.5	28.0	30.8	28.7	30.7	37.5	10.0	97%	1.0	0.0	0.0	1.0	0.0	36.0	38.1	35.7	38.0	43.5	29.0	32.5	30.5	32.4	38.5	24.0	26.9	25.2	26.8	33.5
12/16/2006	6	4,976	33.0	37.0	34.7	36.2	42.2	28.0	31.4	29.4	30.6	37.2	23.0	25.8	24.2	25.0	32.2	12.0	76%	0.0	1.0	0.0	1.0	0.0	42.0	41.8	39.0	41.7	47.5	33.0	36.3	33.8	36.2	42.5	28.0	30.8	28.7	30.7	37.5
12/17/2006	7	5,713	41.0	47.2	44.6	46.5	53.7	36.0	41.4	39.2	40.7	48.7	31.0	35.7	33.7	35.0	43.7	15.0	79%	0.0	0.0	1.0	1.0	0.0	35.0	37.0	34.7	36.2	42.2	28.0	31.4	29.4	30.6	37.2	23.0	25.8	24.2	25.0	32.2
12/18/2006	1	5,444	44.0	47.5	44.0	45.3	53.5	39.0	42.1	39.0	39.9	48.5	34.0	36.7	34.0	34.5	43.5	8.0	33%	0.0	0.0	0.0	1.0	0.0	46.0	47.2	44.6	46.5	53.7	36.0	41.4	39.2	40.7	48.7	31.0	35.7	33.7	35.0	43.7
12/19/2006	2	4,565	34.0	37.1	34.4	34.7	42.0	29.0	31.6	29.4	29.3	37.0	24.0	26.2	24.3	23.8	32.0	9.0	30%	0.0	0.0	0.0	1.0	0.0	54.0	47.5	44.0	45.3	53.5	39.0	42.1	39.0	39.9	48.5	34.0	36.7	34.0	34.5	43.5
12/20/2006	3	5,494	37.0	39.6	36.8	37.7	44.3	32.0	34.2	31.8	32.3	39.3	27.0	28.9	26.8	27.0	34.3	7.0	42%	0.0	0.0	0.0	1.0	0.0	42.0	37.1	34.4	34.7	42.0	29.0	31.6	29.4	29.3	37.0	24.0	26.2	24.3	23.8	32.0
12/21/2006	4	4,746	45.0	46.4	43.6	45.2	45.0	40.0	41.2	38.8	40.1	40.0	35.0	36.1	33.9	34.9	35.0	3.0	66%	0.0	0.0	0.0	1.0	0.0	39.0	39.6	36.8	37.7	44.3	32.0	34.2	31.8	32.3	39.3	27.0	28.9	26.8	27.0	34.3
12/22/2006	5	4,576	36.0	37.8	35.3	37.8	41.4	31.0	32.6	30.4	32.5	36.4	26.0	27.3	25.5	27.3	31.4	5.0	99%	1.0	0.0	0.0	1.0	0.0	51.0	46.4	43.6	45.2	45.0	40.0	41.2	38.8	40.1	40.0	35.0	36.1	33.9	34.9	35.0
12/23/2006	6	4,748	37.0	40.0	37.0	38.4	45.0	32.0	34.6	32.0	33.0	40.0	27.0	29.2	27.0	27.6	35.0	8.0	52%	0.0	1.0	0.0	1.0	0.0	41.0	37.8	35.3	37.8	41.4	31.0	32.6	30.4	32.5	36.4	26.0	27.3	25.5	27.3	31.4
12/24/2006	7	4,178	37.0	41.1	38.4	40.1	46.8	32.0	35.5	33.2	34.5	41.8	27.0	30.0	28.0	29.0	36.8	11.0	70%	0.0	1.0	0.0	1.0	0.0	41.0	40.0	37.0	38.4	45.0	32.0	34.6	32.0	33.0	40.0	27.0	29.2	27.0	27.6	35.0
12/25/2006	1	4,949	45.0	48.2	44.7	46.6	54.0	40.0	42.8	39.8	41.2	49.0	35.0	37.5	34.8	35.9	44.0	7.0	52%	0.0	0.0	1.0	1.0	0.0	41.0	41.1	38.4	40.1	46.8	32.0	35.5	33.2	34.5	41.8	27.0	30.0	28.0	29.0	36.8
12/26/2006	2	4,640	40.0	44.0	41.0	42.1	49.9	35.0	38.5	35.9	36.6	44.9	30.0	33.0	30.8	31.1	39.9	10.0	44%	0.0	0.0	0.0	1.0	0.0	51.0	48.2	44.7	46.6	54.0	40.0	42.8	39.8	41.2	49.0	35.0	37.5	34.8	35.9	44.0
12/27/2006	3	4,539	38.0	39.5	37.1	38.6	42.7	33.0	34.3	32.2	33.4	37.7	28.0	29.1	27.3	28.2	32.7	4.0	71%	0.0	0.0	0.0	1.0	0.0	49.0	44.0	41.0	42.1	49.9	35.0	38.5	35.9	36.6	44.9	30.0	33.0	30.8	31.1	39.9
12/28/2006	4	4,406	38.0	40.7	37.8	40.2	45.5	33.0	35.3	32.8	34.8	40.5	28.0	30.0	27.8	29.5	35.5	7.0	85%	0.0	0.0	0.0	1.0	0.0	51.0	39.5	37.1	38.6	42.7	33.0	34.3	32.2	33.4	37.7	28.0	29.1	27.3	28.2	32.7
12/29/2006	5	4,600	36.0	37.8	35.3	37.8	41.4	31.0	32.6	30.4	32.6	36.4	26.0	27.3	25.5	27.3	31.4	5.0	100%	1.0	0.0	0.0	1.0	0.0	49.0	40.7	37.8	40.2	45.5	33.0	35.3	32.8	34.8	40.5	28.0	30.0	27.8	29.5	35.5
12/30/2006	6	4,346	34.0	37.1	34.4	37.1	42.0	29.0	31.6	29.4	31.6	37.0	24.0	26.2	24.3	26.2	32.0	9.0	100%	0.0	1.0	0.0	1.0	0.0	37.0	37.8	35.3	37.8	41.4	31.0	32.6	30.4	32.6	36.4	26.0	27.3	25.5	27.3	31.4
12/31/2006	7	6,138	38.0	42.9	40.4	42.2	49.0	33.0	37.3	35.1	36.6	44.0	28.0	31.6	29.8	30.9	39.0	13.0	78%	0.0	1.0	0.0	1.0	0.0	36.0	37.1	34.4	37.1	42.0	29.0	31.6	29.4	31.6	37.0	24.0	26.2	24.3	26.2	32.0
1/1/2007	1	5,977	44.0	47.5	44.0	44.9	53.5	39.0	42.1	39.0	39.5	48.5	34.0	36.7	34.0	34.1	43.5	8.0	21%	0.0	0.0	1.0	0.0	0.0	38.0	42.9	40.4	42.2	49.0	33.0	37.3	35.1	36.6	44.0	28.0	31.6	29.8	30.9	39.0
1/2/2007	2	5,449	39.0	42.5	39.5	40.4	48.1	34.0	37.1	34.4	35.0	43.1	29.0	31.6	29.4	29.5	38.1	9.0	38%	0.0	0.0	0.0	0.0	0.0	45.0	47.5	44.0	44.9	53.5	39.0	42.1	39.0	39.5	48.5	34.0	36.7	34.0	34.1	43.5
1/3/2007	3	4,601	30.0	32.4	30.0	31.9	36.5	25.0	27.0	25.0	26.5	31.5	20.0	21.6	20.0	21.1	26.5	8.0	85%	0.0	0.0	0.0	0.0	0.0	42.0	42.5	39.5	40.4	48.1	34.0	37.1	34.4	35.0	43.1	29.0	31.6	29.4	29.5	38.1
1/4/2007	4	4,355	25.0	26.5	24.7	25.8	29.2	20.0	21.2	19.8	20.5	24.2	15.0	15.9	14.8	15.2	19.2	6.0	79%	0.0	0.0	0.0	0.0	0.0	32.0	32.4	30.0	31.9	36.5	25.0	27.0	25.0	26.5	31.5	20.0	21.6	20.0	21.1	26.5
1/5/2007	5	4,543	34.0	37.7	35.3	37.7	43.0	29.0	32.2	30.1	32.2	38.0	24.0	26.6	24.9	26.6	33.0	11.0	100%	1.0	0.0	0.0	0.0	0.0	31.0	26.5	24.7	25.8	29.2	20.0	21.2	19.8	20.5	24.2	15.0	15.9	14.8	15.2	19.2
1/6/2007	6	4,679	37.0	40.7	37.9	40.5	46.2	32.0	35.2	32.8	35.0	41.2	27.0	29.7	27.7	29.5	36.2	10.0	93%	0.0	1.0	0.0	0.0	0.0	35.0	37.7	35.3	37.7	43.0	29.0	32.2	30.1	32.2	38.0	24.0	26.6	24.9	26.6	33.0
1/7/2007	7	5,793	42.0	47.5	44.6	46.9	54.0	37.0	41.8	39.3	41.2	49.0	32.0	36.2	34.0	35.6	44.0	13.0	83%	0.0	0.0	1.0	0.0	0.0	38.0	40.7	37.9	40.5	46.2	32.0	35.2	32.8	35.0	41.2	27.0	29.7	27.7	29.5	36.2
1/8/2007	1	6,072	48.0	50.9	47.4	48.4	56.6	43.0	45.6	42.5	43.1	51.6	38.0	40.3	37.5	37.8	46.6	6.0	25%	0.0	0.0	0.0	0.0	0.0	43.0	47.5	44.6	46.9	54.0	37.0	41.8	39.3	41.2	49.0	32.0	36.2	34.0	35.6	44.0
1/9/2007	2	6,691	53.0	59.4	55.7	57.9	67.4	48.0	53.8	50.4	52.3	62.4	43.0	48.2	45.2	46.7	57.4	12.0	55%	0.0	0.0	0.0	0.0	0.0	53.0	50.9	47.4	48.4	56.6	43.0	45.6	42.5	43.1	51.6	38.0	40.3	37.5	37.8	46.6
1/10/2007	3	5,549	48.0	53.8	50.4	53.6	61.1	43.0	48.2	45.2	48.0	56.1	38.0	42.6	39.9	42.4	51.1	12.0	94%	0.0	0.0	0.0	0.0	0.0	64.0	59.4	55.7	57.9	67.4	48.0	53.8	50.4	52.3	62.4	43.0	48.2	45.2	46.7	57.4
1/11/2007	4	7,816	55.0	62.2	58.4	61.9	70.5	50.0	56.5	53.1	56.2	65.5	45.0	50.9	47.8	50.6	60.5	13.0	92%	0.0	0.0	0.0	0.0	0.0	58.0	53.8	50.4	53.6	61.1	43.0	48.2	45.2	48.0	56.1	38.0	42.6	39.9	42.4	51.1
1/12/2007	5	9,186	72.0	77.8	72.0	75.5	87.6	67.0	72.4	67.0	70.1	82.6	62.0	67.0	62.0	64.7	77.6	8.0	32%	1.0	0.0	0.0	0.0	0.0	53.0	62.2	58.4	61.9	70.5	50.0	56.5	53.1	56.2	65.5	45.0	50.9	47.8	50.6	60.5
1/13/2007	6	7,955	68.0	70.7	66.3	68.4	77.4	63.0	65.5	61.4	63.2	72.4	58.0	60.3	56.6	58.0	67.4	4.0	30%	0.0	1.0	0.0	0.0	0.0	74.0	77.8	72.0	75.5	87.6	67.0	72.4	67.0	70.1	82.6	62.0	67.0	62.0	64.7	77.6
1/14/2007	7	8,053	66.0	70.6	65.6	68.5	79.3	61.0	65.3	60.6	63.1	74.3	56.0	59.9	55.7	57.8	69.3	7.0	35%	0.0	0.0	1.0	0.0	0.0	70.0	70.7	66.3	68.4	77.4	63.0	65.5	61.4	63.2	72.4	58.0	60.3	56.6	58.0	67.4
1/15/2007	1	8,639	68.0	70.7	66.3	68.4	77.4	63.0	65.5	61.4	63.2	72.4	58.0	60.3	56.6	58.0	67.4	4.0	29%	0.0	0.0	0.0	0.0	0.0	68.0	70.6	65.6	68.5	79.3	61.0	65.3	60.6	63.1	74.3	56.0	59.9	55.7	57.8	69.3
1/16/2007	2	7,598	64.0	67.8	63.2	65.5	75.7	59.0	62.5	58.3	60.2	70.7	54.0	57.2	53.3	54.9	65.7	6.0	31%	0.0	0.0	0.0	0.0	0.0	71.0	70.7	66.3	68.4	77.4	63.0	65.5	61.4	63.2	72.4	58.0	60.3	56.6	58.0	67.4
1/17/2007	3	6,282	47.0	51.7	48.2	50.0	58.6	42.0	46.2	43.1	44.5	53.6	37.0	40.7	37.9	39.0	48.6	10.0	49%	0.0	0.0	0.0	0.0	0.0	70.0	67.8	63.2	65.5	75.7	59.0	62.5	58.3	60.2	70.7	54.0	57.2	53.3	54.9	65.7
1/18/2007	4	6,594	48.0	52.8	49.2	51.8	59.9	43.0	47.3	44.1	46.3	54.9	38.0	41.8	39.0	40.8	49.9	10.0	69%	0.0	0.0	0.0	0.0	0.0	47.0	51.7	48.2	50.0	58.6	42.0	46.2	43.1	44.5	53.6	37.0	40.7	37.9	39.0	48.6
1/19/2007	5	7,919	60.0	64.8	60.0	62.2	73.0	55.0	59.4	55.0	56.8	68.0	50.0	54.0	50.0	51.4	63.0	8.0	21%	1.0	0.0	0.0	0.0	0.0	50.0	52.8	49.2	51.8	59.9	43.0	47.3	44.1	46.3	54.9	38.0	41.8	39.0	40.8	49.9
1/20/2007	6	5,917	51.0	56.6	52.9	55.5	64.2	46.0	51.1	47.7	50.0	59.2	41.0	45.5	42.5	44.4	54.2	11.0	67%	0.0	1.0	0.0	0.0	0.0	66.0	64.8	60.0	62.2	73.0	55.0	59.4	55.0	56.8	68.0	50.0	54.0	50.0	51.4	63.0
1/21/2007	7	6,653	49.0	51.5	48.1	50.1	56.7	44.0	46.2	43.2	44.9	51.7	39.0	41.0	38.3	39.6	46.7	5.0	60%	0.0	0.0	1.0	0.0	0.0	54.0	56.6	52.9	55.5	64.2	46.0	51.1	47.7	50.0	59.2	41.0	45.5	42.5	44.4	54.2
1/22/2007	1	6,444	44.0	48.4	45.1	47.0	54.9	39.0	42.9	40.0	41.5	49.9	34.0	37.4	34.9	36.0	44.9	10.0	58%	0.0	0.0	0.0	0.0	0.0	49.0	51.5	48.1	50.1	56.7	44.0	46.2	43.2	44.9	51.7	39.0	41.0	38.3	39.6	46.7
1/23/2007	2	6,300	51.0	55.1	51.0	54.0	62.1	46.0	49.7	46.0	48.6	57.1	41.0	44.3	41.0	43.2	52.1	8.0	69%	0.0	0.0	0.0	0.0	0.0	46.0	48.4	45.1	47.0	54.9	39.0	42.9	40.0	41.5	49.9	34.0	37.4	34.9	36.0	44.9
1/24/2007	3	6,795	50.0	54.0	50.0	53.6	60.9	45.0	48.6	45.0	48.2	55.9	40.0	43.2	40.0	42.8	50.9	8.0	89%	0.0	0.0	0.0	0.0	0.0	57.0	55.1	51.0	54.0	62.1	46.0	49.7	46.0	48.6	57.1	41.0	44.3	41.0	43.2	52.1
1/25/2007	4	5,990	55.0	58.3	54.3	57.4	65.0	50.0	53.0	49.4	52.1	60.0	45.0	47.7	44.4	46.8	55.0	6.0	72%	0.0	0.0	0.0	0.0	0.0	61.0	54.0	50.0	53.6	60.9	45.0	48.6	45.0	48.2	55.9	40.0	43.2	40.0	42.8	50.9
1/26/2007	5	5,439	38.0	42.9	40.4	42.1	49.0	33.0	37.3	35.1	36.4	44.0	28.0	31.6	29.8	30.8	39.0	13.0	74%	1.0	0.0	0.0	0.0	0.0	64.0	58.3	54.3	57.4	65.0	50.0	53.0	49.4	52.1	60.0	45.0	47.7	44.4	46.8	55.0
1/27/2007	6	8,411	59.0	67.9	64.2	66.8	76.7	54.0	62.1	58.7	61.1	71.7	49.0	56.4	53.3	55.3	66.7	15.0	69%	0.0	1.0	0.0	0.0	0.0	43.0	42.9	40.4	42.1	49.0	33.0	37.3	35.1	36.4	44.0	28.0	31.6	29.8	30.8	39.0
1/28/2007	7	7,505	69.0	73.1	68.1	72.5	81.6	64.0	67.8	63.2	67.2	76.6	59.0	62.5	58.3	61.9	71.6	6.0	80%	0.0	0.0	1.0	0.0	0.0	61.0	67.9	64.2	66.8	76.7	54.0	62.1	58.7	61.1	71.7	49.0	56.4	53.3	55.3	66.7
1/29/2007	1	7,991	62.0	69.4	65.1	69.3	78.7	57.0	63.8	59.9	63.7	73.7	52.0	58.2	54.6	58.1	68.7	12.0	97%	0.0	0.0	0.0	0.0	0.0	74.0	73.1	68.1	72.5	81.6	64.0	67.8	63.2	67.2	76.6	59.0	62.5	58.3	61.9	71.6
1/30/2007	2	7,653	66.0	71.9	66.8	70.0	81.3	61.0	66.5	61.8	64.5	76.3	56.0	61.0	56.7	59.1	71.3	9.0	41%	0.0	0.0	0.0	0.0	0.0	60.0	69.4	65.1	69.3	78.7	57.0	63.8	59.9	63.7	73.7	52.0	58.2	54.6	58.1	68.7
1/31/2007	3	7,775	62.0	66.3	61.6	65.6	74.5	57.0	61.0	56.6	60.2	69.5	52.0	55.6	51.7	54.9	64.5	7.0	77%	0.0	0.0	0.0	0.0	0.0	68.0	71.9	66.8	70.0	81.3	61.0	66.5	61.8	64.5	76.3	56.0	61.0	56.7	59.1	71.3
2/1/2007	4	8,684	69.0	75.2	69.9	74.3	85.0	64.0	69.8	64.8	68.9	80.0	59.0	64.3	59.7	63.4	75.0	9.0	73%	0.0	0.0	0.0	0.0	1.0	62.0	66.3	61.6	65.6	74.5	57.0	61.0	56.6	60.2	69.5	52.0	55.6	51.7	54.9	64.5
2/2/2007	5	9,254	72.0	78.5	72.9	77.0	88.7	67.0	73.0	67.8	71.6	83.7	62.0	67.6	62.8	66.1	78.7	9.0	56%	1.0	0.0	0.0	0.0	1.0	71.0	75.2	69.9	74.3	85.0	64.0	69.8	64.8	68.9	80.0	59.0	64.3	59.7	63.4	75.0
2/3/2007	6	10,369	85.0	92.7	86.1	91.1	104.7	80.0	87.2	81.0	85.6	99.7	75.0	81.8	75.9	80.2	94.7	9.0	53%	0.0	1.0	0.0	0.0	1.0	75.0	78.5	72.9	77.0	88.7	67.0	73.0	67.8	71.6	83.7	62.0	67.6	62.8	66.1	78.7
2/4/2007	7	11,404	85.0	90.1	83.9	87.6	100.7	80.0	84.8	79.0	82.3	95.7	75.0	79.5	74.1	77.0	90.7	6.0	26%	0.0	0.0	1.0	0.0	1.0	85.0	92.7	86.1	91.1	104.7	80.0	87.2	81.0	85.6	99.7	75.0	81.8	75.9	80.2	94.7
2/5/2007	1	10,581	83.0	83.8	79.4	81.4	83.0	78.0	78.8	74.6	76.4	78.0	73.0	73.7	69.8	71.3	73.0	1.0	28%	0.0	0.0	0.0	0.0	1.0	86.0	90.1	83.9	87.6	100.7	80.0	84.8	79.0	82.3	95.7	75.0	79.5	74.1	77.0	90.7
2/6/2007	2	9,669	71.0	74.6	69.7	73.2	82.6	66.0	69.3	64.8	67.9	77.6	61.0	64.1	59.9	62.7	72.6	5.0	58%	0.0	0.0	0.0	0.0	1.0	84.0	83.8	79.4	81.4	83.0	78.0	78.8	74.6	76.4	78.0	73.0	73.7	69.8	71.3	73.0
2/7/2007	3	9,381	74.0	82.1	76.8	79.5	93.0	69.0	76.6	71.6	73.9	88.0	64.0	71.0	66.4	68.4	83.0	11.0	20%	0.0	0.0	0.0	0.0	1.0	79.0	74.6	69.7	73.2	82.6	66.0	69.3	64.8	67.9	77.6	61.0	64.1	59.9	62.7	72.6
2/8/2007	4	8,993	69.0	75.9	70.7	73.3	85.9	64.0	70.4	65.6	67.8	80.9	59.0	64.9	60.5	62.3	75.9	10.0	23%	0.0	0.0	0.0	0.0	1.0	74.0	82.1	76.8	79.5	93.0	69.0	76.6	71.6	73.9	88.0	64.0	71.0	66.4	68.4	83.0
2/9/2007	5	9,511	74.0	82.1	76.8	79.6	93.0	69.0	76.6	71.6	74.1	88.0	64.0	71.0	66.4	68.5	83.0	11.0	25%	1.0	0.0	0.0	0.0	1.0	69.0	75.9	70.7	73.3	85.9	64.0	70.4	65.6	67.8	80.9	59.0	64.9	60.5	62.3	75.9
2/10/2007	6	8,337	69.0	74.5	69.0	72.8	84.0	64.0	69.1	64.0	67.4	79.0	59.0	63.7	59.0	62.0	74.0	8.0	48%	0.0	1.0	0.0	0.0	1.0	75.0	82.1	76.8	79.6	93.0	69.0	76.6	71.6	74.1	88.0	64.0	71.0	66.4	68.5	83.0
2/11/2007	7	7,402	59.0	62.5	58.3	61.5	69.7	54.0	57.2	53.3	56.2	64.7	49.0	51.9	48.4	50.9	59.7	6.0	70%	0.0	0.0	1.0	0.0	1.0	70.0	74.5	69.0	72.8	84.0	64.0	69.1	64.0	67.4	79.0	59.0	63.7	59.0	62.0	74.0
2/12/2007	1	8,551	69.0	72.5	67.7	71.0	80.2	64.0	67.2	62.8	65.7	75.2	59.0	62.0	57.9	60.5	70.2	5.0	55%	0.0	0.0	0.0	0.0	1.0	49.0	62.5	58.3	61.5	69.7	54.0	57.2	53.3	56.2	64.7	49.0	51.9	48.4	50.9	59.7
2/13/2007	2	8,837	72.0	74.9	70.2	72.3	82.0	67.0	69.7	65.3	67.1	77.0	62.0	64.5	60.5	61.9	72.0	4.0	24%	0.0	0.0	0.0	0.0	1.0	55.0	72.5	67.7	71.0	80.2	64.0	67.2	62.8	65.7	75.2	59.0	62.0	57.9	60.5	70.2
2/14/2007	3	8,844	71.0	75.3	70.1	72.6	84.0	66.0	70.0	65.2	67.3	79.0	61.0	64.7	60.2	62.0	74.0	6.0	19%	0.0	0.0	0.0	0.0	1.0	74.0	74.9	70.2	72.3	82.0	67.0	69.7	65.3	67.1	77.0	62.0	64.5	60.5	61.9	72.0
2/15/2007	4	7,523	63.0	68.0	63.0	65.8	76.7	58.0	62.6	58.0	60.4	71.7	53.0	57.2	53.0	55.0	66.7	8.0	32%	0.0	0.0	0.0	0.0	1.0	71.0	75.3	70.1	72.6	84.0	66.0	70.0	65.2	67.3	79.0	61.0	64.7	60.2	62.0	74.0
2/16/2007	5	6,439	53.0	57.8	53.7	57.4	65.3	48.0	52.3	48.6	52.0	60.3	43.0	46.9	43.5	46.5	55.3	9.0	89%	1.0	0.0	0.0	0.0	1.0	66.0	68.0	63.0	65.8	76.7	58.0	62.6	58.0	60.4	71.7	53.0	57.2	53.0	55.0	66.7
2/17/2007	6	6,882	55.0	62.7	59.1	61.7	71.1	50.0	57.0	53.8	56.0	66.1	45.0	51.3	48.4	50.3	61.1	14.0	69%	0.0	1.0	0.0	0.0	1.0	52.0	57.8	53.7	57.4	65.3	48.0	52.3	48.6	52.0	60.3	43.0	46.9	43.5	46.5	55.3
2/18/2007	7	6,795	58.0	63.8	59.5	63.3	72.3	53.0	58.3	54.3	57.8	67.3	48.0	52.8	49.2	52.3	62.3	10.0	86%	0.0	0.0	1.0	0.0	1.0	58.0	62.7	59.1	61.7	71.1	50.0	57.0	53.8	56.0	66.1	45.0	51.3	48.4	50.3	61.1
2/19/2007	1	5,442	44.0	48.8	45.7	47.8	55.5	39.0	43.3	40.5	42.3	50.5	34.0	37.7	35.3	36.7	45.5	11.0	70%	0.0	0.0	0.0	0.0	1.0	68.0	63.8	59.5	63.3	72.3	53.0	58.3	54.3	57.8	67.3	48.0	52.8	49.2	52.3	62.3
2/20/2007	2	4,391	39.0	41.3	38.5	40.3	45.9	34.0	36.0	33.6	35.0	40.9	29.0	30.7	28.6	29.7	35.9	6.0	69%	0.0	0.0	0.0	0.0	1.0	45.0	48.8	45.7	47.8	55.5	39.0	43.3	40.5	42.3	50.5	34.0	37.7	35.3	36.7	45.5
2/21/2007	3	5,909	39.0	44.5	41.9	43.9	50.7	34.0	38.8	36.6	38.2	45.7	29.0	33.1	31.2	32.5	40.7	14.0	82%	0.0	0.0	0.0	0.0	1.0	41.0	41.3	38.5	40.3	45.9	34.0	36.0	33.6	35.0	40.9	29.0	30.7	28.6	29.7	35.9
2/22/2007	4	5,534	49.0	52.4	48.7	50.0	58.8	44.0	47.1	43.7	44.6	53.8	39.0	41.7	38.8	39.3	48.8	7.0	27%	0.0	0.0	0.0	0.0	1.0	40.0	44.5	41.9	43.9	50.7	34.0	38.8	36.6	38.2	45.7	29.0	33.1	31.2	32.5	40.7
2/23/2007	5	5,903	45.0	51.3	48.4	51.3	58.3	40.0	45.6	43.0	45.6	53.3	35.0	39.9	37.6	39.9	48.3	14.0	100%	1.0	0.0	0.0	0.0	1.0	52.0	52.4	48.7	50.0	58.8	44.0	47.1	43.7	44.6	53.8	39.0	41.7	38.8	39.3	48.8
2/24/2007	6	5,415	42.0	47.5	44.6	47.5	54.0	37.0	41.8	39.3	41.8	49.0	32.0	36.2	34.0	36.2	44.0	13.0	100%	0.0	1.0	0.0	0.0	1.0	55.0	51.3	48.4	51.3	58.3	40.0	45.6	43.0	45.6	53.3	35.0	39.9	37.6	39.9	48.3
2/25/2007	7	4,839	40.0	42.8	39.8	42.8	47.9	35.0	37.5	34.8	37.5	42.9	30.0	32.1	29.8	32.1	37.9	7.0	100%	0.0	0.0	1.0	0.0	1.0	43.0	47.5	44.6	47.5	54.0	37.0	41.8	39.3	41.8	49.0	32.0	36.2	34.0	36.2	44.0
2/26/2007	1	5,001	40.0	42.8	39.8	42.8	47.9	35.0	37.5	34.8	37.4	42.9	30.0	32.1	29.8	32.1	37.9	7.0	99%	0.0	0.0	0.0	0.0	1.0	40.0	42.8	39.8	42.8	47.9	35.0	37.5	34.8	37.5	42.9	30.0	32.1	29.8	32.1	37.9
2/27/2007	2	4,898	41.0	42.6	40.0	42.6	46.2	36.0	37.4	35.1	37.4	41.2	31.0	32.2	30.2	32.2	36.2	4.0	100%	0.0	0.0	0.0	0.0	1.0	45.0	42.8	39.8	42.8	47.9	35.0	37.5	34.8	37.4	42.9	30.0	32.1	29.8	32.1	37.9
2/28/2007	3	5,356	38.0	42.2	39.4	42.2	48.0	33.0	36.6	34.2	36.6	43.0	28.0	31.1	29.1	31.1	38.0	11.0	100%	0.0	0.0	0.0	0.0	1.0	46.0	42.6	40.0	42.6	46.2	36.0	37.4	35.1	37.4	41.2	31.0	32.2	30.2	32.2	36.2
12/1/2007	6	6,263	51.0	55.1	51.0	55.0	62.1	46.0	49.7	46.0	49.6	57.1	41.0	44.3	41.0	44.2	52.1	8.0	99%	0.0	1.0	0.0	1.0	0.0	69.0	68.2	63.6	66.1	77.2	57.0	62.7	58.4	60.6	72.2	52.0	57.2	53.3	55.1	67.2
12/2/2007	7	6,951	57.0	62.7	58.4	62.2	71.0	52.0	57.2	53.3	56.7	66.0	47.0	51.7	48.2	51.2	61.0	10.0	85%	0.0	0.0	1.0	1.0	0.0	58.0	55.1	51.0	55.0	62.1	46.0	49.7	46.0	49.6	57.1	41.0	44.3	41.0	44.2	52.1
12/3/2007	1	7,323	62.0	65.1	60.8	64.1	72.0	57.0	59.9	55.9	58.8	67.0	52.0	54.6	51.0	53.6	62.0	5.0	69%	0.0	0.0	0.0	1.0	0.0	51.0	62.7	58.4	62.2	71.0	52.0	57.2	53.3	56.7	66.0	47.0	51.7	48.2	51.2	61.0
12/4/2007	2	7,394	52.0	56.7	52.7	56.7	64.1	47.0	51.2	47.6	51.2	59.1	42.0	45.8	42.5	45.8	54.1	9.0	100%	0.0	0.0	0.0	1.0	0.0	58.0	65.1	60.8	64.1	72.0	57.0	59.9	55.9	58.8	67.0	52.0	54.6	51.0	53.6	62.0
12/5/2007	3	8,039	66.0	68.0	63.9	66.8	66.0	61.0	62.8	59.1	61.7	61.0	56.0	57.7	54.3	56.5	56.0	3.0	66%	0.0	0.0	0.0	1.0	0.0	59.0	56.7	52.7	56.7	64.1	47.0	51.2	47.6	51.2	59.1	42.0	45.8	42.5	45.8	54.1
12/6/2007	4	7,795	57.0	61.6	57.0	61.0	69.4	52.0	56.2	52.0	55.6	64.4	47.0	50.8	47.0	50.2	59.4	8.0	84%	0.0	0.0	0.0	1.0	0.0	70.0	68.0	63.9	66.8	66.0	61.0	62.8	59.1	61.7	61.0	56.0	57.7	54.3	56.5	56.0
12/7/2007	5	8,649	67.0	73.0	67.8	70.8	82.5	62.0	67.6	62.8	65.4	77.5	57.0	62.1	57.7	59.9	72.5	9.0	34%	1.0	0.0	0.0	1.0	0.0	63.0	61.6	57.0	61.0	69.4	52.0	56.2	52.0	55.6	64.4	47.0	50.8	47.0	50.2	59.4
12/8/2007	6	8,840	72.0	74.9	70.2	72.9	82.0	67.0	69.7	65.3	67.7	77.0	62.0	64.5	60.5	62.5	72.0	4.0	40%	0.0	1.0	0.0	1.0	0.0	68.0	73.0	67.8	70.8	82.5	62.0	67.6	62.8	65.4	77.5	57.0	62.1	57.7	59.9	72.5
12/9/2007	7	8,944	70.0	72.8	68.3	70.6	79.7	65.0	67.6	63.4	65.4	74.7	60.0	62.4	58.5	60.2	69.7	4.0	34%	0.0	0.0	1.0	1.0	0.0	75.0	74.9	70.2	72.9	82.0	67.0	69.7	65.3	67.7	77.0	62.0	64.5	60.5	62.5	72.0
12/10/2007	1	8,100	56.0	59.4	55.3	56.7	66.2	51.0	54.1	50.4	51.4	61.2	46.0	48.8	45.4	46.1	56.2	6.0	20%	0.0	0.0	0.0	1.0	0.0	71.0	72.8	68.3	70.6	79.7	65.0	67.6	63.4	65.4	74.7	60.0	62.4	58.5	60.2	69.7
12/11/2007	2	8,183	59.0	63.7	59.0	62.0	71.8	54.0	58.3	54.0	56.6	66.8	49.0	52.9	49.0	51.2	61.8	8.0	49%	0.0	0.0	0.0	1.0	0.0	57.0	59.4	55.3	56.7	66.2	51.0	54.1	50.4	51.4	61.2	46.0	48.8	45.4	46.1	56.2
12/12/2007	3	6,417	52.0	55.6	51.7	53.4	62.4	47.0	50.3	46.7	48.1	57.4	42.0	44.9	41.7	42.7	52.4	7.0	34%	0.0	0.0	0.0	1.0	0.0	60.0	63.7	59.0	62.0	71.8	54.0	58.3	54.0	56.6	66.8	49.0	52.9	49.0	51.2	61.8
12/13/2007	4	8,459	53.0	61.5	58.3	61.4	69.5	48.0	55.7	52.8	55.6	64.5	43.0	49.9	47.3	49.8	59.5	16.0	98%	0.0	0.0	0.0	1.0	0.0	53.0	55.6	51.7	53.4	62.4	47.0	50.3	46.7	48.1	57.4	42.0	44.9	41.7	42.7	52.4
12/14/2007	5	8,178	72.0	74.2	69.8	73.2	72.0	67.0	69.0	64.9	68.0	67.0	62.0	63.9	60.1	62.9	62.0	3.0	71%	1.0	0.0	0.0	1.0	0.0	55.0	61.5	58.3	61.4	69.5	48.0	55.7	52.8	55.6	64.5	43.0	49.9	47.3	49.8	59.5
12/15/2007	6	6,495	53.0	56.2	52.3	56.2	62.6	48.0	50.9	47.4	50.9	57.6	43.0	45.6	42.5	45.6	52.6	6.0	100%	0.0	1.0	0.0	1.0	0.0	76.0	74.2	69.8	73.2	72.0	67.0	69.0	64.9	68.0	67.0	62.0	63.9	60.1	62.9	62.0
12/16/2007	7	7,596	52.0	54.6	51.0	54.3	60.2	47.0	49.4	46.1	49.1	55.2	42.0	44.1	41.2	43.8	50.2	5.0	92%	0.0	0.0	1.0	1.0	0.0	55.0	56.2	52.3	56.2	62.6	48.0	50.9	47.4	50.9	57.6	43.0	45.6	42.5	45.6	52.6
12/17/2007	1	6,706	46.0	47.4	44.6	44.7	46.0	41.0	42.2	39.7	39.6	41.0	36.0	37.1	34.9	34.4	36.0	3.0	21%	0.0	0.0	0.0	1.0	0.0	66.0	54.6	51.0	54.3	60.2	47.0	49.4	46.1	49.1	55.2	42.0	44.1	41.2	43.8	50.2
12/18/2007	2	6,174	48.0	49.0	46.2	48.6	48.0	43.0	43.9	41.4	43.5	43.0	38.0	38.8	36.6	38.4	38.0	2.0	89%	0.0	0.0	0.0	1.0	0.0	53.0	47.4	44.6	44.7	46.0	41.0	42.2	39.7	39.6	41.0	36.0	37.1	34.9	34.4	36.0
12/19/2007	3	5,741	51.0	54.1	50.4	52.5	60.2	46.0	48.8	45.4	47.2	55.2	41.0	43.5	40.5	41.9	50.2	6.0	52%	0.0	0.0	0.0	1.0	0.0	49.0	49.0	46.2	48.6	48.0	43.0	43.9	41.4	43.5	43.0	38.0	38.8	36.6	38.4	38.0
12/20/2007	4	4,879	39.0	42.5	39.5	42.4	48.1	34.0	37.1	34.4	37.0	43.1	29.0	31.6	29.4	31.5	38.1	9.0	98%	0.0	0.0	0.0	1.0	0.0	43.0	54.1	50.4	52.5	60.2	46.0	48.8	45.4	47.2	55.2	41.0	43.5	40.5	41.9	50.2
12/21/2007	5	4,699	37.0	39.2	36.5	39.2	43.5	32.0	33.9	31.6	33.9	38.5	27.0	28.6	26.7	28.6	33.5	6.0	100%	1.0	0.0	0.0	1.0	0.0	40.0	42.5	39.5	42.4	48.1	34.0	37.1	34.4	37.0	43.1	29.0	31.6	29.4	31.5	38.1
12/22/2007	6	6,853	49.0	54.9	51.5	54.5	62.3	44.0	49.3	46.2	48.9	57.3	39.0	43.7	41.0	43.3	52.3	12.0	89%	0.0	1.0	0.0	1.0	0.0	36.0	39.2	36.5	39.2	43.5	32.0	33.9	31.6	33.9	38.5	27.0	28.6	26.7	28.6	33.5
12/23/2007	7	6,693	57.0	66.1	62.7	66.1	74.7	52.0	60.3	57.2	60.3	69.7	47.0	54.5	51.7	54.5	64.7	16.0	100%	0.0	0.0	1.0	1.0	0.0	47.0	54.9	51.5	54.5	62.3	44.0	49.3	46.2	48.9	57.3	39.0	43.7	41.0	43.3	52.3
12/24/2007	1	5,186	53.0	56.7	52.7	56.2	63.6	48.0	51.4	47.7	50.8	58.6	43.0	46.0	42.7	45.5	53.6	7.0	84%	0.0	0.0	0.0	1.0	0.0	53.0	66.1	62.7	66.1	74.7	52.0	60.3	57.2	60.3	69.7	47.0	54.5	51.7	54.5	64.7
12/25/2007	2	5,224	42.0	44.5	41.5	44.2	49.5	37.0	39.2	36.5	38.9	44.5	32.0	33.9	31.6	33.6	39.5	6.0	90%	0.0	1.0	0.0	1.0	0.0	47.0	56.7	52.7	56.2	63.6	48.0	51.4	47.7	50.8	58.6	43.0	46.0	42.7	45.5	53.6
12/26/2007	3	5,339	46.0	46.9	44.3	46.9	46.0	41.0	41.8	39.5	41.8	41.0	36.0	36.7	34.7	36.7	36.0	2.0	100%	0.0	0.0	0.0	1.0	0.0	45.0	44.5	41.5	44.2	49.5	37.0	39.2	36.5	38.9	44.5	32.0	33.9	31.6	33.6	39.5
12/27/2007	4	5,792	46.0	46.9	44.3	46.9	46.0	41.0	41.8	39.5	41.8	41.0	36.0	36.7	34.7	36.7	36.0	2.0	100%	0.0	0.0	0.0	1.0	0.0	49.0	46.9	44.3	46.9	46.0	41.0	41.8	39.5	41.8	41.0	36.0	36.7	34.7	36.7	36.0
12/28/2007	5	5,674	51.0	52.5	49.4	52.5	51.0	46.0	47.4	44.6	47.4	46.0	41.0	42.2	39.7	42.2	41.0	3.0	100%	1.0	0.0	0.0	1.0	0.0	62.0	46.9	44.3	46.9	46.0	41.0	41.8	39.5	41.8	41.0	36.0	36.7	34.7	36.7	36.0
12/29/2007	6	5,351	47.0	47.9	45.2	47.9	47.0	42.0	42.8	40.4	42.8	42.0	37.0	37.7	35.6	37.7	37.0	2.0	100%	0.0	1.0	0.0	1.0	0.0	65.0	52.5	49.4	52.5	51.0	46.0	47.4	44.6	47.4	46.0	41.0	42.2	39.7	42.2	41.0
12/30/2007	7	5,490	46.0	48.8	45.4	48.7	54.3	41.0	43.5	40.5	43.4	49.3	36.0	38.2	35.6	38.1	44.3	6.0	98%	0.0	0.0	1.0	1.0	0.0	53.0	47.9	45.2	47.9	47.0	42.0	42.8	40.4	42.8	42.0	37.0	37.7	35.6	37.7	37.0
12/31/2007	1	6,911	57.0	62.7	58.4	62.5	71.0	52.0	57.2	53.3	57.0	66.0	47.0	51.7	48.2	51.5	61.0	10.0	93%	0.0	0.0	0.0	1.0	0.0	53.0	48.8	45.4	48.7	54.3	41.0	43.5	40.5	43.4	49.3	36.0	38.2	35.6	38.1	44.3
1/1/2008	2	8,385	67.0	75.0	70.4	74.1	85.0	62.0	69.4	65.1	68.5	80.0	57.0	63.8	59.9	62.9	75.0	12.0	73%	0.0	1.0	0.0	0.0	0.0	53.0	62.7	58.4	62.5	71.0	52.0	57.2	53.3	57.0	66.0	47.0	51.7	48.2	51.5	61.0
1/2/2008	3	7,239	67.0	70.4	65.7	68.5	77.9	62.0	65.1	60.8	63.2	72.9	57.0	59.9	55.9	58.0	67.9	5.0	44%	0.0	0.0	0.0	0.0	0.0	65.0	75.0	70.4	74.1	85.0	62.0	69.4	65.1	68.5	80.0	57.0	63.8	59.9	62.9	75.0
1/3/2008	4	5,906	45.0	50.4	47.3	48.8	57.3	40.0	44.8	42.0	43.2	52.3	35.0	39.2	36.8	37.6	47.3	12.0	53%	0.0	0.0	0.0	0.0	0.0	69.0	70.4	65.7	68.5	77.9	62.0	65.1	60.8	63.2	72.9	57.0	59.9	55.9	58.0	67.9
1/4/2008	5	5,470	48.0	51.4	47.7	49.7	57.6	43.0	46.0	42.7	44.3	52.6	38.0	40.7	37.8	39.0	47.6	7.0	49%	1.0	0.0	0.0	0.0	0.0	47.0	50.4	47.3	48.8	57.3	40.0	44.8	42.0	43.2	52.3	35.0	39.2	36.8	37.6	47.3
1/5/2008	6	4,716	41.0	44.3	41.0	43.8	49.9	36.0	38.9	36.0	38.4	44.9	31.0	33.5	31.0	33.0	39.9	8.0	87%	0.0	1.0	0.0	0.0	0.0	49.0	51.4	47.7	49.7	57.6	43.0	46.0	42.7	44.3	52.6	38.0	40.7	37.8	39.0	47.6
1/6/2008	7	3,987	33.0	35.3	32.8	33.1	39.5	28.0	30.0	27.8	27.8	34.5	23.0	24.6	22.9	22.4	29.5	7.0	34%	0.0	0.0	1.0	0.0	0.0	38.0	44.3	41.0	43.8	49.9	36.0	38.9	36.0	38.4	44.9	31.0	33.5	31.0	33.0	39.9
1/7/2008	1	4,328	35.0	36.1	33.9	35.8	35.0	30.0	30.9	29.1	30.6	30.0	25.0	25.8	24.2	25.5	25.0	3.0	91%	0.0	0.0	0.0	0.0	0.0	31.0	35.3	32.8	33.1	39.5	28.0	30.0	27.8	27.8	34.5	23.0	24.6	22.9	22.4	29.5
1/8/2008	2	5,128	41.0	44.3	41.0	43.3	49.9	36.0	38.9	36.0	37.9	44.9	31.0	33.5	31.0	32.5	39.9	8.0	72%	0.0	0.0	0.0	0.0	0.0	42.0	36.1	33.9	35.8	35.0	30.0	30.9	29.1	30.6	30.0	25.0	25.8	24.2	25.5	25.0
1/9/2008	3	5,546	47.0	49.8	46.4	49.8	55.4	42.0	44.5	41.5	44.5	50.4	37.0	39.2	36.5	39.2	45.4	6.0	99%	0.0	0.0	0.0	0.0	0.0	39.0	44.3	41.0	43.3	49.9	36.0	38.9	36.0	37.9	44.9	31.0	33.5	31.0	32.5	39.9
1/10/2008	4	5,318	42.0	44.1	41.2	44.1	48.5	37.0	38.9	36.3	38.8	43.5	32.0	33.6	31.4	33.6	38.5	5.0	99%	0.0	0.0	0.0	0.0	0.0	47.0	49.8	46.4	49.8	55.4	42.0	44.5	41.5	44.5	50.4	37.0	39.2	36.5	39.2	45.4
1/11/2008	5	5,687	45.0	48.2	44.7	48.2	54.0	40.0	42.8	39.8	42.8	49.0	35.0	37.5	34.8	37.5	44.0	7.0	100%	1.0	0.0	0.0	0.0	0.0	44.0	44.1	41.2	44.1	48.5	37.0	38.9	36.3	38.8	43.5	32.0	33.6	31.4	33.6	38.5
1/12/2008	6	6,219	55.0	57.8	54.0	56.9	63.8	50.0	52.5	49.1	51.6	58.8	45.0	47.3	44.2	46.4	53.8	5.0	74%	0.0	1.0	0.0	0.0	0.0	43.0	48.2	44.7	48.2	54.0	40.0	42.8	39.8	42.8	49.0	35.0	37.5	34.8	37.5	44.0
1/13/2008	7	7,349	57.0	59.9	55.9	59.6	66.1	52.0	54.6	51.0	54.4	61.1	47.0	49.4	46.1	49.1	56.1	5.0	93%	0.0	0.0	1.0	0.0	0.0	46.0	57.8	54.0	56.9	63.8	50.0	52.5	49.1	51.6	58.8	45.0	47.3	44.2	46.4	53.8
1/14/2008	1	8,674	71.0	75.3	70.1	73.1	84.0	66.0	70.0	65.2	67.8	79.0	61.0	64.7	60.2	62.5	74.0	6.0	36%	0.0	0.0	0.0	0.0	0.0	51.0	59.9	55.9	59.6	66.1	52.0	54.6	51.0	54.4	61.1	47.0	49.4	46.1	49.1	56.1
1/15/2008	2	7,010	62.0	68.2	63.6	66.2	77.2	57.0	62.7	58.4	60.7	72.2	52.0	57.2	53.3	55.2	67.2	10.0	39%	0.0	0.0	0.0	0.0	0.0	70.0	75.3	70.1	73.1	84.0	66.0	70.0	65.2	67.8	79.0	61.0	64.7	60.2	62.5	74.0
1/16/2008	3	8,741	57.0	63.3	59.1	62.6	71.7	52.0	57.7	54.0	57.1	66.7	47.0	52.2	48.8	51.5	61.7	11.0	80%	0.0	0.0	0.0	0.0	0.0	65.0	68.2	63.6	66.2	77.2	57.0	62.7	58.4	60.7	72.2	52.0	57.2	53.3	55.2	67.2
1/17/2008	4	8,104	66.0	69.3	64.8	67.2	76.7	61.0	64.1	59.9	61.9	71.7	56.0	58.8	55.0	56.7	66.7	5.0	36%	0.0	0.0	0.0	0.0	0.0	58.0	63.3	59.1	62.6	71.7	52.0	57.7	54.0	57.1	66.7	47.0	52.2	48.8	51.5	61.7
1/18/2008	5	10,229	72.0	82.8	78.3	81.1	93.4	67.0	77.1	72.9	75.4	88.4	62.0	71.3	67.4	69.6	83.4	15.0	50%	1.0	0.0	0.0	0.0	0.0	75.0	69.3	64.8	67.2	76.7	61.0	64.1	59.9	61.9	71.7	56.0	58.8	55.0	56.7	66.7
1/19/2008	6	10,231	78.0	85.0	79.0	81.7	96.0	73.0	79.6	73.9	76.3	91.0	68.0	74.1	68.9	70.8	86.0	9.0	1%	0.0	1.0	0.0	0.0	0.0	72.0	82.8	78.3	81.1	93.4	67.0	77.1	72.9	75.4	88.4	62.0	71.3	67.4	69.6	83.4
1/20/2008	7	10,371	78.0	82.7	77.0	79.6	92.4	73.0	77.4	72.1	74.3	87.4	68.0	72.1	67.2	69.0	82.4	6.0	9%	0.0	0.0	1.0	0.0	0.0	83.0	85.0	79.0	81.7	96.0	73.0	79.6	73.9	76.3	91.0	68.0	74.1	68.9	70.8	86.0
1/21/2008	1	9,838	69.0	73.1	68.1	71.5	81.6	64.0	67.8	63.2	66.2	76.6	59.0	62.5	58.3	60.9	71.6	6.0	51%	0.0	0.0	0.0	0.0	0.0	82.0	82.7	77.0	79.6	92.4	73.0	77.4	72.1	74.3	87.4	68.0	72.1	67.2	69.0	82.4
1/22/2008	2	9,605	69.0	77.3	72.5	75.9	87.5	64.0	71.7	67.2	70.3	82.5	59.0	66.1	62.0	64.7	77.5	12.0	59%	0.0	0.0	0.0	0.0	0.0	77.0	73.1	68.1	71.5	81.6	64.0	67.8	63.2	66.2	76.6	59.0	62.5	58.3	60.9	71.6
1/23/2008	3	10,105	78.0	83.5	77.5	80.4	93.7	73.0	78.1	72.5	75.0	88.7	68.0	72.8	67.6	69.7	83.7	7.0	7%	0.0	0.0	0.0	0.0	0.0	72.0	77.3	72.5	75.9	87.5	64.0	71.7	67.2	70.3	82.5	59.0	66.1	62.0	64.7	77.5
1/24/2008	4	8,342	67.0	70.4	65.7	67.1	77.9	62.0	65.1	60.8	61.8	72.9	57.0	59.9	55.9	56.6	67.9	5.0	2%	0.0	0.0	0.0	0.0	0.0	82.0	83.5	77.5	80.4	93.7	73.0	78.1	72.5	75.0	88.7	68.0	72.8	67.6	69.7	83.7
1/25/2008	5	7,151	60.0	63.0	58.9	60.5	69.6	55.0	57.8	54.0	55.3	64.6	50.0	52.5	49.1	50.0	59.6	5.0	25%	1.0	0.0	0.0	0.0	0.0	73.0	70.4	65.7	67.1	77.9	62.0	65.1	60.8	61.8	72.9	57.0	59.9	55.9	56.6	67.9
1/26/2008	6	7,153	47.0	49.8	46.4	48.4	55.4	42.0	44.5	41.5	43.1	50.4	37.0	39.2	36.5	37.8	45.4	6.0	57%	0.0	1.0	0.0	0.0	0.0	66.0	63.0	58.9	60.5	69.6	55.0	57.8	54.0	55.3	64.6	50.0	52.5	49.1	50.0	59.6
1/27/2008	7	5,897	47.0	48.9	45.8	46.8	53.1	42.0	43.7	41.0	41.6	48.1	37.0	38.5	36.1	36.4	43.1	4.0	38%	0.0	0.0	1.0	0.0	0.0	53.0	49.8	46.4	48.4	55.4	42.0	44.5	41.5	43.1	50.4	37.0	39.2	36.5	37.8	45.4
1/28/2008	1	6,414	36.0	38.5	35.8	38.0	43.1	31.0	33.2	30.8	32.6	38.1	26.0	27.8	25.8	27.3	33.1	7.0	83%	0.0	0.0	0.0	0.0	0.0	50.0	48.9	45.8	46.8	53.1	42.0	43.7	41.0	41.6	48.1	37.0	38.5	36.1	36.4	43.1
1/29/2008	2	11,070	66.0	81.2	78.4	81.0	89.6	61.0	75.0	72.4	74.8	84.6	56.0	68.9	66.5	68.7	79.6	23.0	94%	0.0	0.0	0.0	0.0	0.0	37.0	38.5	35.8	38.0	43.1	31.0	33.2	30.8	32.6	38.1	26.0	27.8	25.8	27.3	33.1
1/30/2008	3	10,529	82.0	91.8	86.1	90.2	103.8	77.0	86.2	80.9	84.6	98.8	72.0	80.6	75.6	79.0	93.8	12.0	50%	0.0	0.0	0.0	0.0	0.0	61.0	81.2	78.4	81.0	89.6	61.0	75.0	72.4	74.8	84.6	56.0	68.9	66.5	68.7	79.6
1/31/2008	4	8,464	68.0	73.4	68.0	72.2	82.8	63.0	68.0	63.0	66.8	77.8	58.0	62.6	58.0	61.4	72.8	8.0	62%	0.0	0.0	0.0	0.0	0.0	83.0	91.8	86.1	90.2	103.8	77.0	86.2	80.9	84.6	98.8	72.0	80.6	75.6	79.0	93.8
2/1/2008	5	6,070	50.0	55.0	51.3	54.5	62.3	45.0	49.5	46.1	49.0	57.3	40.0	44.0	41.0	43.5	52.3	10.0	84%	1.0	0.0	0.0	0.0	1.0	77.0	73.4	68.0	72.2	82.8	63.0	68.0	63.0	66.8	77.8	58.0	62.6	58.0	61.4	72.8
2/2/2008	6	5,903	47.0	49.4	46.1	49.4	54.4	42.0	44.1	41.2	44.1	49.4	37.0	38.9	36.3	38.9	44.4	5.0	100%	0.0	1.0	0.0	0.0	1.0	51.0	55.0	51.3	54.5	62.3	45.0	49.5	46.1	49.0	57.3	40.0	44.0	41.0	43.5	52.3
2/3/2008	7	5,595	45.0	48.2	44.7	48.0	54.0	40.0	42.8	39.8	42.6	49.0	35.0	37.5	34.8	37.3	44.0	7.0	95%	0.0	0.0	1.0	0.0	1.0	50.0	49.4	46.1	49.4	54.4	42.0	44.1	41.2	44.1	49.4	37.0	38.9	36.3	38.9	44.4
2/4/2008	1	5,257	40.0	42.4	39.5	42.4	47.1	35.0	37.1	34.6	37.1	42.1	30.0	31.8	29.6	31.8	37.1	6.0	100%	0.0	0.0	0.0	0.0	1.0	50.0	48.2	44.7	48.0	54.0	40.0	42.8	39.8	42.6	49.0	35.0	37.5	34.8	37.3	44.0
2/5/2008	2	7,040	56.0	59.4	55.3	57.4	66.2	51.0	54.1	50.4	52.1	61.2	46.0	48.8	45.4	46.8	56.2	6.0	42%	0.0	0.0	0.0	0.0	1.0	44.0	42.4	39.5	42.4	47.1	35.0	37.1	34.6	37.1	42.1	30.0	31.8	29.6	31.8	37.1
2/6/2008	3	7,048	61.0	62.2	58.7	59.6	61.0	56.0	57.1	53.9	54.5	56.0	51.0	52.0	49.1	49.4	51.0	2.0	21%	0.0	0.0	0.0	0.0	1.0	55.0	59.4	55.3	57.4	66.2	51.0	54.1	50.4	52.1	61.2	46.0	48.8	45.4	46.8	56.2
2/7/2008	4	5,744	46.0	47.8	44.9	46.2	51.9	41.0	42.6	40.0	41.0	46.9	36.0	37.4	35.1	35.8	41.9	4.0	52%	0.0	0.0	0.0	0.0	1.0	63.0	62.2	58.7	59.6	61.0	56.0	57.1	53.9	54.5	56.0	51.0	52.0	49.1	49.4	51.0
2/8/2008	5	5,479	46.0	47.4	44.6	47.4	46.0	41.0	42.2	39.7	42.2	41.0	36.0	37.1	34.9	37.1	36.0	3.0	100%	1.0	0.0	0.0	0.0	1.0	48.0	47.8	44.9	46.2	51.9	41.0	42.6	40.0	41.0	46.9	36.0	37.4	35.1	35.8	41.9
2/9/2008	6	9,532	63.0	75.0	71.7	75.0	83.9	58.0	69.0	66.0	69.0	78.9	53.0	63.1	60.3	63.1	73.9	19.0	100%	0.0	1.0	0.0	0.0	1.0	52.0	47.4	44.6	47.4	46.0	41.0	42.2	39.7	42.2	41.0	36.0	37.1	34.9	37.1	36.0
2/10/2008	7	10,571	84.0	96.6	91.4	94.9	108.7	79.0	90.9	85.9	89.1	103.7	74.0	85.1	80.5	83.4	98.7	15.0	48%	0.0	0.0	1.0	0.0	1.0	64.0	75.0	71.7	75.0	83.9	58.0	69.0	66.0	69.0	78.9	53.0	63.1	60.3	63.1	73.9
2/11/2008	1	8,907	77.0	80.9	75.6	79.7	89.6	72.0	75.6	70.7	74.4	84.6	67.0	70.4	65.7	69.2	79.6	5.0	65%	0.0	0.0	0.0	0.0	1.0	82.0	96.6	91.4	94.9	108.7	79.0	90.9	85.9	89.1	103.7	74.0	85.1	80.5	83.4	98.7
2/12/2008	2	7,487	56.0	60.5	56.0	60.5	68.2	51.0	55.1	51.0	55.1	63.2	46.0	49.7	46.0	49.7	58.2	8.0	100%	0.0	0.0	0.0	0.0	1.0	86.0	80.9	75.6	79.7	89.6	72.0	75.6	70.7	74.4	84.6	67.0	70.4	65.7	69.2	79.6
2/13/2008	3	8,215	63.0	66.2	61.8	65.7	73.2	58.0	60.9	56.9	60.4	68.2	53.0	55.7	52.0	55.2	63.2	5.0	85%	0.0	0.0	0.0	0.0	1.0	59.0	60.5	56.0	60.5	68.2	51.0	55.1	51.0	55.1	63.2	46.0	49.7	46.0	49.7	58.2
2/14/2008	4	9,086	72.0	77.8	72.0	76.0	87.6	67.0	72.4	67.0	70.6	82.6	62.0	67.0	62.0	65.2	77.6	8.0	48%	0.0	0.0	0.0	0.0	1.0	71.0	66.2	61.8	65.7	73.2	58.0	60.9	56.9	60.4	68.2	53.0	55.7	52.0	55.2	63.2
2/15/2008	5	8,257	76.0	79.8	74.6	79.4	88.4	71.0	74.6	69.7	74.2	83.4	66.0	69.3	64.8	68.9	78.4	5.0	88%	1.0	0.0	0.0	0.0	1.0	75.0	77.8	72.0	76.0	87.6	67.0	72.4	67.0	70.6	82.6	62.0	67.0	62.0	65.2	77.6
2/16/2008	6	5,193	48.0	52.3	48.6	51.2	59.2	43.0	46.9	43.5	45.8	54.2	38.0	41.4	38.5	40.3	49.2	9.0	67%	0.0	1.0	0.0	0.0	1.0	79.0	79.8	74.6	79.4	88.4	71.0	74.6	69.7	74.2	83.4	66.0	69.3	64.8	68.9	78.4
2/17/2008	7	6,748	50.0	56.5	53.1	56.4	64.2	45.0	50.9	47.8	50.8	59.2	40.0	45.2	42.5	45.1	54.2	13.0	97%	0.0	0.0	1.0	0.0	1.0	51.0	52.3	48.6	51.2	59.2	43.0	46.9	43.5	45.8	54.2	38.0	41.4	38.5	40.3	49.2
2/18/2008	1	8,482	69.0	78.0	73.3	76.8	88.2	64.0	72.3	68.0	71.2	83.2	59.0	66.7	62.7	65.5	78.2	13.0	66%	0.0	0.0	0.0	0.0	1.0	47.0	56.5	53.1	56.4	64.2	45.0	50.9	47.8	50.8	59.2	40.0	45.2	42.5	45.1	54.2
2/19/2008	2	9,754	78.0	84.2	78.0	82.3	95.0	73.0	78.8	73.0	76.9	90.0	68.0	73.4	68.0	71.5	85.0	8.0	42%	0.0	0.0	0.0	0.0	1.0	66.0	78.0	73.3	76.8	88.2	64.0	72.3	68.0	71.2	83.2	59.0	66.7	62.7	65.5	78.2
2/20/2008	3	9,161	79.0	81.4	76.5	78.2	79.0	74.0	76.2	71.7	73.1	74.0	69.0	71.1	66.8	67.9	69.0	3.0	6%	0.0	0.0	0.0	0.0	1.0	79.0	84.2	78.0	82.3	95.0	73.0	78.8	73.0	76.9	90.0	68.0	73.4	68.0	71.5	85.0
2/21/2008	4	7,005	68.0	72.1	67.2	70.3	80.5	63.0	66.8	62.2	65.0	75.5	58.0	61.5	57.3	59.7	70.5	6.0	47%	0.0	0.0	0.0	0.0	1.0	79.0	81.4	76.5	78.2	79.0	74.0	76.2	71.7	73.1	74.0	69.0	71.1	66.8	67.9	69.0
2/22/2008	5	6,358	56.0	56.6	53.6	54.3	56.0	51.0	51.5	48.8	49.2	51.0	46.0	46.5	44.0	44.2	46.0	1.0	32%	1.0	0.0	0.0	0.0	1.0	70.0	72.1	67.2	70.3	80.5	63.0	66.8	62.2	65.0	75.5	58.0	61.5	57.3	59.7	70.5
2/23/2008	6	5,174	51.0	52.0	49.1	48.8	51.0	46.0	46.9	44.3	43.7	46.0	41.0	41.8	39.5	38.6	41.0	2.0	4%	0.0	1.0	0.0	0.0	1.0	66.0	56.6	53.6	54.3	56.0	51.0	51.5	48.8	49.2	51.0	46.0	46.5	44.0	44.2	46.0
2/24/2008	7	4,561	42.0	43.7	41.0	40.9	47.3	37.0	38.5	36.1	35.7	42.3	32.0	33.3	31.2	30.5	37.3	4.0	18%	0.0	0.0	1.0	0.0	1.0	55.0	52.0	49.1	48.8	51.0	46.0	46.9	44.3	43.7	46.0	41.0	41.8	39.5	38.6	41.0
2/25/2008	1	5,703	45.0	49.1	45.6	47.3	55.5	40.0	43.6	40.5	41.8	50.5	35.0	38.2	35.4	36.4	45.5	9.0	46%	0.0	0.0	0.0	0.0	1.0	40.0	43.7	41.0	40.9	47.3	37.0	38.5	36.1	35.7	42.3	32.0	33.3	31.2	30.5	37.3
2/26/2008	2	6,211	48.0	53.3	49.8	53.1	60.5	43.0	47.7	44.6	47.6	55.5	38.0	42.2	39.4	42.0	50.5	11.0	95%	0.0	0.0	0.0	0.0	1.0	45.0	49.1	45.6	47.3	55.5	40.0	43.6	40.5	41.8	50.5	35.0	38.2	35.4	36.4	45.5
2/27/2008	3	6,291	53.0	56.7	52.7	55.3	63.6	48.0	51.4	47.7	49.9	58.6	43.0	46.0	42.7	44.6	53.6	7.0	57%	0.0	0.0	0.0	0.0	1.0	56.0	53.3	49.8	53.1	60.5	43.0	47.7	44.6	47.6	55.5	38.0	42.2	39.4	42.0	50.5
2/28/2008	4	5,506	51.0	54.1	50.4	53.9	60.2	46.0	48.8	45.4	48.6	55.2	41.0	43.5	40.5	43.3	50.2	6.0	95%	0.0	0.0	0.0	0.0	1.0	58.0	56.7	52.7	55.3	63.6	48.0	51.4	47.7	49.9	58.6	43.0	46.0	42.7	44.6	53.6
2/29/2008	5	6,457	48.0	55.7	52.8	54.6	63.1	43.0	49.9	47.3	48.8	58.1	38.0	44.1	41.8	43.0	53.1	16.0	67%	1.0	0.0	0.0	0.0	1.0	58.0	54.1	50.4	53.9	60.2	46.0	48.8	45.4	48.6	55.2	41.0	43.5	40.5	43.3	50.2
12/1/2008	1	5,478	49.0	52.9	49.0	50.6	59.6	44.0	47.5	44.0	45.2	54.6	39.0	42.1	39.0	39.8	49.6	8.0	31%	0.0	0.0	0.0	1.0	0.0	53.0	55.1	51.0	55.0	62.1	46.0	49.7	46.0	49.6	57.1	41.0	44.3	41.0	44.2	52.1
12/2/2008	2	5,296	43.0	49.5	46.8	48.6	56.2	38.0	43.7	41.3	42.8	51.2	33.0	38.0	35.9	37.1	46.2	15.0	74%	0.0	0.0	0.0	1.0	0.0	52.0	52.9	49.0	50.6	59.6	44.0	47.5	44.0	45.2	54.6	39.0	42.1	39.0	39.8	49.6
12/3/2008	3	6,649	55.0	60.5	56.4	59.7	68.5	50.0	55.0	51.3	54.2	63.5	45.0	49.5	46.1	48.7	58.5	10.0	75%	0.0	0.0	0.0	1.0	0.0	44.0	49.5	46.8	48.6	56.2	38.0	43.7	41.3	42.8	51.2	33.0	38.0	35.9	37.1	46.2
12/4/2008	4	6,723	56.0	61.0	56.7	60.4	69.0	51.0	55.6	51.6	55.0	64.0	46.0	50.1	46.6	49.5	59.0	9.0	82%	0.0	0.0	0.0	1.0	0.0	57.0	60.5	56.4	59.7	68.5	50.0	55.0	51.3	54.2	63.5	45.0	49.5	46.1	48.7	58.5
12/5/2008	5	6,619	53.0	59.4	55.7	59.4	67.4	48.0	53.8	50.4	53.8	62.4	43.0	48.2	45.2	48.2	57.4	12.0	100%	1.0	0.0	0.0	1.0	0.0	60.0	61.0	56.7	60.4	69.0	51.0	55.6	51.6	55.0	64.0	46.0	50.1	46.6	49.5	59.0
12/6/2008	6	7,897	67.0	71.7	66.6	69.1	80.5	62.0	66.3	61.6	63.8	75.5	57.0	61.0	56.6	58.4	70.5	7.0	23%	0.0	1.0	0.0	1.0	0.0	56.0	59.4	55.7	59.4	67.4	48.0	53.8	50.4	53.8	62.4	43.0	48.2	45.2	48.2	57.4
12/7/2008	7	8,135	58.0	62.1	57.6	62.1	69.6	53.0	56.7	52.7	56.7	64.6	48.0	51.4	47.7	51.4	59.6	7.0	100%	0.0	0.0	1.0	1.0	0.0	72.0	71.7	66.6	69.1	80.5	62.0	66.3	61.6	63.8	75.5	57.0	61.0	56.6	58.4	70.5
12/8/2008	1	7,801	60.0	63.6	59.3	62.9	70.9	55.0	58.3	54.3	57.6	65.9	50.0	53.0	49.4	52.3	60.9	6.0	80%	0.0	0.0	0.0	1.0	0.0	66.0	62.1	57.6	62.1	69.6	53.0	56.7	52.7	56.7	64.6	48.0	51.4	47.7	51.4	59.6
12/9/2008	2	7,743	61.0	64.1	59.9	63.3	70.8	56.0	58.8	55.0	58.1	65.8	51.0	53.6	50.0	52.8	60.8	5.0	78%	0.0	0.0	0.0	1.0	0.0	60.0	63.6	59.3	62.9	70.9	55.0	58.3	54.3	57.6	65.9	50.0	53.0	49.4	52.3	60.9
12/10/2008	3	7,164	54.0	61.6	58.1	61.1	69.8	49.0	55.9	52.7	55.4	64.8	44.0	50.2	47.3	49.7	59.8	14.0	85%	0.0	0.0	0.0	1.0	0.0	68.0	64.1	59.9	63.3	70.8	56.0	58.8	55.0	58.1	65.8	51.0	53.6	50.0	52.8	60.8
12/11/2008	4	8,629	71.0	76.0	70.6	74.5	85.3	66.0	70.6	65.6	69.1	80.3	61.0	65.3	60.6	63.8	75.3	7.0	55%	0.0	0.0	0.0	1.0	0.0	58.0	61.6	58.1	61.1	69.8	49.0	55.9	52.7	55.4	64.8	44.0	50.2	47.3	49.7	59.8
12/12/2008	5	7,066	57.0	61.0	56.6	60.9	68.4	52.0	55.6	51.7	55.5	63.4	47.0	50.3	46.7	50.2	58.4	7.0	97%	1.0	0.0	0.0	1.0	0.0	78.0	76.0	70.6	74.5	85.3	66.0	70.6	65.6	69.1	80.3	61.0	65.3	60.6	63.8	75.3
12/13/2008	6	6,748	55.0	62.2	58.4	62.2	70.5	50.0	56.5	53.1	56.5	65.5	45.0	50.9	47.8	50.9	60.5	13.0	100%	0.0	1.0	0.0	1.0	0.0	63.0	61.0	56.6	60.9	68.4	52.0	55.6	51.7	55.5	63.4	47.0	50.3	46.7	50.2	58.4
12/14/2008	7	9,230	73.0	85.4	81.2	85.4	95.9	68.0	79.6	75.7	79.6	90.9	63.0	73.7	70.1	73.7	85.9	17.0	100%	0.0	0.0	1.0	1.0	0.0	58.0	62.2	58.4	62.2	70.5	50.0	56.5	53.1	56.5	65.5	45.0	50.9	47.8	50.9	60.5
12/15/2008	1	10,094	82.0	89.4	83.0	86.6	101.0	77.0	83.9	78.0	81.2	96.0	72.0	78.5	72.9	75.7	91.0	9.0	17%	0.0	0.0	0.0	1.0	0.0	72.0	85.4	81.2	85.4	95.9	68.0	79.6	75.7	79.6	90.9	63.0	73.7	70.1	73.7	85.9
12/16/2008	2	9,234	77.0	80.9	75.6	79.7	89.6	72.0	75.6	70.7	74.4	84.6	67.0	70.4	65.7	69.2	79.6	5.0	65%	0.0	0.0	0.0	1.0	0.0	83.0	89.4	83.0	86.6	101.0	77.0	83.9	78.0	81.2	96.0	72.0	78.5	72.9	75.7	91.0
12/17/2008	3	8,625	72.0	74.2	69.8	71.0	72.0	67.0	69.0	64.9	65.8	67.0	62.0	63.9	60.1	60.7	62.0	3.0	4%	0.0	0.0	0.0	1.0	0.0	80.0	80.9	75.6	79.7	89.6	72.0	75.6	70.7	74.4	84.6	67.0	70.4	65.7	69.2	79.6
12/18/2008	4	8,291	72.0	75.6	70.7	73.0	83.7	67.0	70.4	65.7	67.8	78.7	62.0	65.1	60.8	62.5	73.7	5.0	23%	0.0	0.0	0.0	1.0	0.0	77.0	74.2	69.8	71.0	72.0	67.0	69.0	64.9	65.8	67.0	62.0	63.9	60.1	60.7	62.0
12/19/2008	5	7,302	57.0	61.6	57.0	61.2	69.4	52.0	56.2	52.0	55.8	64.4	47.0	50.8	47.0	50.4	59.4	8.0	90%	1.0	0.0	0.0	1.0	0.0	70.0	75.6	70.7	73.0	83.7	67.0	70.4	65.7	67.8	78.7	62.0	65.1	60.8	62.5	73.7
12/20/2008	6	8,126	64.0	71.7	67.2	71.5	81.2	59.0	66.1	62.0	65.9	76.2	54.0	60.5	56.7	60.3	71.2	12.0	95%	0.0	1.0	0.0	1.0	0.0	63.0	61.6	57.0	61.2	69.4	52.0	56.2	52.0	55.8	64.4	47.0	50.8	47.0	50.4	59.4
12/21/2008	7	9,027	74.0	82.1	76.8	79.7	93.0	69.0	76.6	71.6	74.2	88.0	64.0	71.0	66.4	68.6	83.0	11.0	27%	0.0	0.0	1.0	1.0	0.0	61.0	71.7	67.2	71.5	81.2	59.0	66.1	62.0	65.9	76.2	54.0	60.5	56.7	60.3	71.2
12/22/2008	1	8,348	72.0	77.8	72.0	76.4	87.6	67.0	72.4	67.0	71.0	82.6	62.0	67.0	62.0	65.6	77.6	8.0	58%	0.0	0.0	0.0	1.0	0.0	75.0	82.1	76.8	79.7	93.0	69.0	76.6	71.6	74.2	88.0	64.0	71.0	66.4	68.6	83.0
12/23/2008	2	7,504	66.0	67.3	63.5	66.3	66.0	61.0	62.2	58.7	61.2	61.0	56.0	57.1	53.9	56.1	56.0	2.0	69%	0.0	0.0	0.0	1.0	0.0	73.0	77.8	72.0	76.4	87.6	67.0	72.4	67.0	71.0	82.6	62.0	67.0	62.0	65.6	77.6
12/24/2008	3	7,339	72.0	74.9	70.2	71.7	82.0	67.0	69.7	65.3	66.5	77.0	62.0	64.5	60.5	61.3	72.0	4.0	6%	0.0	0.0	0.0	1.0	0.0	68.0	67.3	63.5	66.3	66.0	61.0	62.2	58.7	61.2	61.0	56.0	57.1	53.9	56.1	56.0
12/25/2008	4	5,751	58.0	63.2	58.7	61.1	71.5	53.0	57.8	53.7	55.6	66.5	48.0	52.3	48.6	50.2	61.5	9.0	36%	1.0	0.0	0.0	1.0	0.0	75.0	74.9	70.2	71.7	82.0	67.0	69.7	65.3	66.5	77.0	62.0	64.5	60.5	61.3	72.0
12/26/2008	5	4,886	38.0	40.3	37.5	40.3	44.7	33.0	35.0	32.6	35.0	39.7	28.0	29.7	27.7	29.7	34.7	6.0	100%	0.0	1.0	0.0	1.0	0.0	58.0	63.2	58.7	61.1	71.5	53.0	57.8	53.7	55.6	66.5	48.0	52.3	48.6	50.2	61.5
12/27/2008	6	6,759	61.0	64.7	60.2	62.4	72.1	56.0	59.4	55.3	57.1	67.1	51.0	54.1	50.4	51.8	62.1	6.0	33%	0.0	1.0	0.0	1.0	0.0	38.0	40.3	37.5	40.3	44.7	33.0	35.0	32.6	35.0	39.7	28.0	29.7	27.7	29.7	34.7
12/28/2008	7	6,488	58.0	62.6	58.0	60.6	70.6	53.0	57.2	53.0	55.2	65.6	48.0	51.8	48.0	49.8	60.6	8.0	40%	0.0	0.0	1.0	1.0	0.0	52.0	64.7	60.2	62.4	72.1	56.0	59.4	55.3	57.1	67.1	51.0	54.1	50.4	51.8	62.1
12/29/2008	1	7,303	59.0	63.7	59.0	61.8	71.8	54.0	58.3	54.0	56.4	66.8	49.0	52.9	49.0	51.0	61.8	8.0	43%	0.0	0.0	0.0	1.0	0.0	59.0	62.6	58.0	60.6	70.6	53.0	57.2	53.0	55.2	65.6	48.0	51.8	48.0	49.8	60.6
12/30/2008	2	8,831	76.0	81.3	75.5	78.4	91.3	71.0	76.0	70.6	73.1	86.3	66.0	70.6	65.6	67.7	81.3	7.0	13%	0.0	0.0	0.0	1.0	0.0	65.0	63.7	59.0	61.8	71.8	54.0	58.3	54.0	56.4	66.8	49.0	52.9	49.0	51.0	61.8
12/31/2008	3	8,104	69.0	75.2	69.9	73.4	85.0	64.0	69.8	64.8	68.0	80.0	59.0	64.3	59.7	62.5	75.0	9.0	46%	1.0	0.0	0.0	1.0	0.0	78.0	81.3	75.5	78.4	91.3	71.0	76.0	70.6	73.1	86.3	66.0	70.6	65.6	67.7	81.3
1/1/2009	4	7,806	61.0	68.9	64.8	68.1	78.1	56.0	63.3	59.5	62.4	73.1	51.0	57.6	54.2	56.8	68.1	13.0	74%	0.0	1.0	0.0	0.0	0.0	73.0	75.2	69.9	73.4	85.0	64.0	69.8	64.8	68.0	80.0	59.0	64.3	59.7	62.5	75.0
1/2/2009	5	7,684	66.0	71.3	66.0	70.1	80.3	61.0	65.9	61.0	64.7	75.3	56.0	60.5	56.0	59.3	70.3	8.0	64%	1.0	0.0	0.0	0.0	0.0	64.0	68.9	64.8	68.1	78.1	56.0	63.3	59.5	62.4	73.1	51.0	57.6	54.2	56.8	68.1
1/3/2009	6	7,020	63.0	69.3	64.6	68.6	78.5	58.0	63.8	59.5	63.1	73.5	53.0	58.3	54.3	57.6	68.5	10.0	80%	0.0	1.0	0.0	0.0	0.0	73.0	71.3	66.0	70.1	80.3	61.0	65.9	61.0	64.7	75.3	56.0	60.5	56.0	59.3	70.3
1/4/2009	7	9,952	82.0	87.7	81.5	84.4	98.6	77.0	82.4	76.5	79.1	93.6	72.0	77.0	71.6	73.7	88.6	7.0	0%	0.0	0.0	1.0	0.0	0.0	56.0	69.3	64.6	68.6	78.5	58.0	63.8	59.5	63.1	73.5	53.0	58.3	54.3	57.6	68.5
1/5/2009	1	9,037	74.0	77.7	72.6	74.6	86.1	69.0	72.5	67.7	69.4	81.1	64.0	67.2	62.8	64.1	76.1	5.0	8%	0.0	0.0	0.0	0.0	0.0	84.0	87.7	81.5	84.4	98.6	77.0	82.4	76.5	79.1	93.6	72.0	77.0	71.6	73.7	88.6
1/6/2009	2	7,691	58.0	61.5	57.3	61.1	68.5	53.0	56.2	52.3	55.8	63.5	48.0	50.9	47.4	50.5	58.5	6.0	90%	0.0	0.0	0.0	0.0	0.0	82.0	77.7	72.6	74.6	86.1	69.0	72.5	67.7	69.4	81.1	64.0	67.2	62.8	64.1	76.1
1/7/2009	3	7,932	64.0	69.1	64.0	67.9	77.9	59.0	63.7	59.0	62.5	72.9	54.0	58.3	54.0	57.1	67.9	8.0	63%	0.0	0.0	0.0	0.0	0.0	57.0	61.5	57.3	61.1	68.5	53.0	56.2	52.3	55.8	63.5	48.0	50.9	47.4	50.5	58.5
1/8/2009	4	7,834	67.0	68.3	64.5	65.0	67.0	62.0	63.2	59.7	59.9	62.0	57.0	58.1	54.9	54.8	57.0	2.0	0%	0.0	0.0	0.0	0.0	0.0	66.0	69.1	64.0	67.9	77.9	59.0	63.7	59.0	62.5	72.9	54.0	58.3	54.0	57.1	67.9

1/8/2009	5	7,890	66.0	67.3	63.5	64.4	66.0	61.0	62.2	58.7	59.3	61.0	56.0	57.1	53.9	54.2	56.0	2.0	12%	1.0	0.0	0.0	0.0	0.0	78.0	68.3	64.5	65.0	67.0	62.0	63.2	59.7	59.9	62.0	57.0	58.1	54.9	54.8	57.0
1/10/2009	6	6,882	60.0	63.0	58.9	61.9	69.6	55.0	57.8	54.0	56.7	64.6	50.0	52.5	49.1	51.4	59.6	5.0	67%	0.0	1.0	0.0	0.0	0.0	73.0	67.3	63.5	64.4	66.0	61.0	62.2	58.7	59.3	61.0	56.0	57.1	53.9	54.2	56.0
1/11/2009	7	7,815	60.0	62.4	58.5	60.9	68.1	55.0	57.2	53.6	55.7	63.1	50.0	52.0	48.8	50.5	58.1	4.0	54%	0.0	0.0	1.0	0.0	0.0	61.0	63.0	58.9	61.9	69.6	55.0	57.8	54.0	56.7	64.6	50.0	52.5	49.1	51.4	59.6
1/12/2009	1	9,953	80.0	87.2	81.0	84.4	98.5	75.0	81.8	75.9	78.9	93.5	70.0	76.3	70.9	73.5	88.5	9.0	15%	0.0	0.0	0.0	0.0	0.0	57.0	62.4	58.5	60.9	68.1	55.0	57.2	53.6	55.7	63.1	50.0	52.0	48.8	50.5	58.1
1/13/2009	2	10,393	85.0	88.4	82.9	86.4	97.0	80.0	83.2	78.0	81.2	92.0	75.0	78.0	73.1	76.0	87.0	4.0	40%	0.0	0.0	0.0	0.0	0.0	83.0	87.2	81.0	84.4	98.5	75.0	81.8	75.9	78.9	93.5	70.0	76.3	70.9	73.5	88.5
1/14/2009	3	11,491	84.0	92.4	86.1	89.2	104.5	79.0	86.9	81.0	83.7	99.5	74.0	81.4	75.9	78.2	94.5	10.0	4%	0.0	0.0	0.0	0.0	0.0	81.0	88.4	82.9	86.4	97.0	80.0	83.2	78.0	81.2	92.0	75.0	78.0	73.1	76.0	87.0
1/15/2009	4	11,054	83.0	87.2	81.4	83.8	96.7	78.0	81.9	76.5	78.6	91.7	73.0	76.7	71.6	73.3	86.7	5.0	0%	0.0	0.0	0.0	0.0	0.0	87.0	92.4	86.1	89.2	104.5	79.0	86.9	81.0	83.7	99.5	74.0	81.4	75.9	78.2	94.5
1/16/2009	5	9,183	73.0	80.3	74.8	79.2	90.8	68.0	74.8	69.7	73.7	85.8	63.0	69.3	64.6	68.2	80.8	10.0	67%	1.0	0.0	0.0	0.0	0.0	88.0	87.2	81.4	83.8	96.7	78.0	81.9	76.5	78.6	91.7	73.0	76.7	71.6	73.3	86.7
1/17/2009	6	7,854	50.0	55.0	51.3	54.9	62.3	45.0	49.5	46.1	49.4	57.3	40.0	44.0	41.0	43.9	52.3	10.0	97%	0.0	1.0	0.0	0.0	0.0	75.0	80.3	74.8	79.2	90.8	68.0	74.8	69.7	73.7	85.8	63.0	69.3	64.6	68.2	80.8
1/18/2009	7	7,717	55.0	58.3	54.3	57.1	65.0	50.0	53.0	49.4	51.8	60.0	45.0	47.7	44.4	46.5	55.0	6.0	63%	0.0	0.0	1.0	0.0	0.0	62.0	55.0	51.3	54.9	62.3	45.0	49.5	46.1	49.4	57.3	40.0	44.0	41.0	43.9	52.3
1/19/2009	1	7,945	58.0	62.1	57.6	60.6	69.6	53.0	56.7	52.7	55.2	64.6	48.0	51.4	47.7	49.9	59.6	7.0	55%	0.0	0.0	0.0	0.0	0.0	62.0	58.3	54.3	57.1	65.0	50.0	53.0	49.4	51.8	60.0	45.0	47.7	44.4	46.5	55.0
1/20/2009	2	6,272	47.0	50.3	46.7	47.7	56.4	42.0	44.9	41.7	42.3	51.4	37.0	39.8	36.8	37.0	46.4	7.0	22%	0.0	0.0	0.0	0.0	0.0	63.0	62.1	57.6	60.6	69.6	53.0	56.7	52.7	55.2	64.6	48.0	51.4	47.7	49.9	59.6
1/21/2009	3	5,707	45.0	46.4	43.6	44.3	45.0	40.0	41.2	38.8	39.1	40.0	35.0	36.1	33.9	34.0	35.0	3.0	38%	0.0	0.0	0.0	0.0	0.0	51.0	50.3	46.7	47.7	56.4	42.0	44.9	41.7	42.3	51.4	37.0	39.8	36.8	37.0	46.4
1/22/2009	4	6,247	55.0	60.0	55.7	60.0	67.8	50.0	54.5	50.6	54.5	62.8	45.0	49.1	45.6	49.1	57.8	9.0	100%	0.0	0.0	0.0	0.0	0.0	44.0	46.4	43.6	44.3	45.0	40.0	41.2	38.8	39.1	40.0	35.0	36.1	33.9	34.0	35.0
1/23/2009	5	9,021	76.0	85.1	79.8	82.0	96.3	71.0	79.5	74.6	76.4	91.3	66.0	73.9	69.3	70.8	86.3	12.0	5%	1.0	0.0	0.0	0.0	0.0	54.0	60.0	55.7	60.0	67.8	50.0	54.5	50.6	54.5	62.8	45.0	49.1	45.6	49.1	57.8
1/24/2009	6	9,278	76.0	84.4	78.9	81.0	95.5	71.0	78.8	73.7	75.5	90.5	66.0	73.3	68.5	69.9	85.5	11.0	0%	0.0	1.0	0.0	0.0	0.0	75.0	85.1	79.8	82.0	96.3	71.0	79.5	74.6	76.4	91.3	66.0	73.9	69.3	70.8	86.3
1/25/2009	7	9,479	77.0	83.2	77.0	79.8	93.7	72.0	77.8	72.0	74.4	88.7	67.0	72.4	67.0	69.0	83.7	8.0	0%	0.0	0.0	1.0	0.0	0.0	77.0	84.4	78.9	81.0	95.5	71.0	78.8	73.7	75.5	90.5	66.0	73.3	68.5	69.9	85.5
1/26/2009	1	10,341	75.0	78.8	73.6	75.4	87.3	70.0	73.5	68.7	70.2	82.3	65.0	68.3	63.8	64.9	77.3	5.0	0%	0.0	0.0	0.0	0.0	0.0	78.0	83.2	77.0	79.8	93.7	72.0	77.8	72.0	74.4	88.7	67.0	72.4	67.0	69.0	83.7
1/27/2009	2	8,379	68.0	72.1	67.2	68.9	80.5	63.0	66.8	62.2	63.6	75.5	58.0	61.5	57.3	58.3	70.5	6.0	5%	0.0	0.0	0.0	0.0	0.0	75.0	78.8	73.6	75.4	87.3	70.0	73.5	68.7	70.2	82.3	65.0	68.3	63.8	64.9	77.3
1/28/2009	3	7,533	60.0	65.4	60.8	64.8	73.9	55.0	60.0	55.7	59.3	68.9	50.0	54.5	50.6	53.9	63.9	9.0	81%	0.0	0.0	0.0	0.0	0.0	69.0	72.1	67.2	68.9	80.5	63.0	66.8	62.2	63.6	75.5	58.0	61.5	57.3	58.3	70.5
1/29/2009	4	8,893	75.0	80.3	74.5	77.5	90.1	70.0	74.9	69.6	72.1	85.1	65.0	69.6	64.6	66.8	80.1	7.0	17%	0.0	0.0	0.0	0.0	0.0	58.0	65.4	60.8	64.8	73.9	55.0	60.0	55.7	59.3	68.9	50.0	54.5	50.6	53.9	63.9
1/30/2009	5	6,822	59.0	62.5	58.3	61.5	69.7	54.0	57.2	53.3	56.2	64.7	49.0	51.9	48.4	50.9	59.7	6.0	70%	1.0	0.0	0.0	0.0	0.0	79.0	80.3	74.5	77.5	90.1	70.0	74.9	69.6	72.1	85.1	65.0	69.6	64.6	68.8	80.1
1/31/2009	6	5,422	33.0	39.9	38.4	38.0	45.3	28.0	33.9	32.6	32.0	40.3	23.0	27.8	26.7	25.9	35.3	21.0	43%	0.0	1.0	0.0	0.0	0.0	63.0	62.5	58.3	61.5	69.7	54.0	57.2	53.3	56.2	64.7	49.0	51.9	48.4	50.9	59.7
2/1/2009	7	6,821	57.0	66.1	62.7	63.6	74.7	52.0	60.3	57.2	57.8	69.7	47.0	54.5	51.7	52.0	64.7	16.0	25%	0.0	0.0	1.0	0.0	0.0	36.0	39.9	38.4	38.0	45.3	28.0	33.9	32.6	32.0	40.3	23.0	27.8	26.7	25.9	35.3
2/2/2009	1	9,083	77.0	83.2	77.0	80.9	93.7	72.0	77.8	72.0	75.5	88.7	67.0	72.4	67.0	70.1	83.7	8.0	33%	0.0	0.0	0.0	0.0	1.0	58.0	66.1	62.7	63.6	74.7	52.0	60.3	57.2	57.8	69.7	47.0	54.5	51.7	52.0	64.7
2/3/2009	2	9,093	75.0	76.5	72.2	73.7	75.0	70.0	71.4	67.4	68.8	70.0	65.0	68.3	62.6	63.5	65.0	2.0	15%	0.0	0.0	0.0	0.0	1.0	70.0	83.2	77.0	80.9	93.7	72.0	77.8	72.0	75.5	88.7	67.0	72.4	67.0	70.1	83.7
2/4/2009	3	7,901	65.0	71.5	66.6	68.2	80.9	60.0	66.0	61.5	62.7	75.9	55.0	60.5	56.4	57.2	70.9	10.0	0%	0.0	0.0	0.0	0.0	1.0	77.0	78.5	72.2	73.7	75.0	70.0	71.4	67.4	68.6	70.0	65.0	66.3	62.6	63.5	65.0
2/5/2009	4	5,918	48.0	49.4	46.5	46.1	48.0	43.0	44.3	41.7	41.0	43.0	38.0	39.1	36.8	35.8	38.0	3.0	0%	0.0	0.0	0.0	0.0	1.0	68.0	71.5	66.6	68.2	80.9	60.0	66.0	61.5	62.7	75.9	55.0	60.5	56.4	57.2	70.9
2/6/2009	5	4,605	35.0	37.5	34.8	34.6	41.9	30.0	32.1	29.8	29.2	36.9	25.0	28.8	24.8	23.9	31.9	7.0	14%	1.0	0.0	0.0	0.0	1.0	51.0	49.4	46.5	46.1	48.0	43.0	44.3	41.7	41.0	43.0	38.0	39.1	36.8	35.8	38.0
2/7/2009	6	5,205	45.0	48.6	45.0	46.3	54.8	40.0	43.2	40.0	40.9	49.8	35.0	37.8	35.0	35.5	44.8	8.0	30%	0.0	1.0	0.0	0.0	1.0	36.0	37.5	34.8	34.6	41.9	30.0	32.1	29.8	29.2	36.9	25.0	26.8	24.8	23.9	31.9
2/8/2009	7	4,338	35.0	37.8	35.0	35.6	42.6	30.0	32.4	30.0	30.2	37.6	25.0	27.0	25.0	24.8	32.6	8.0	33%	0.0	0.0	1.0	0.0	1.0	49.0	48.6	45.0	46.3	54.8	40.0	43.2	40.0	40.9	49.8	35.0	37.8	35.0	35.5	44.8
2/9/2009	1	4,245	30.0	33.9	31.9	33.9	38.8	25.0	28.3	26.6	28.3	33.8	20.0	22.6	21.3	22.6	28.8	13.0	100%	0.0	0.0	0.0	0.0	1.0	40.0	37.8	35.0	35.6	42.6	30.0	32.4	30.0	30.2	37.6	25.0	27.0	25.0	24.8	32.6
2/10/2009	2	4,024	31.0	34.1	31.8	34.1	38.8	26.0	28.6	26.7	28.6	33.8	21.0	23.1	21.5	23.1	28.8	10.0	100%	0.0	0.0	0.0	0.0	1.0	31.0	33.9	31.9	33.9	38.8	25.0	28.3	26.6	28.3	33.8	20.0	22.6	21.3	22.6	28.8
2/11/2009	3	4,468	37.0	41.4	38.9	41.4	47.2	32.0	35.8	33.6	35.8	42.2	27.0	30.2	28.4	30.2	37.2	12.0	100%	0.0	0.0	0.0	0.0	1.0	29.0	34.1	31.8	34.1	38.8	26.0	28.6	26.7	28.6	33.8	21.0	23.1	21.5	23.1	28.8
2/12/2009	4	5,395	49.0	53.9	50.2	53.3	61.1	44.0	48.4	45.1	47.8	56.1	39.0	42.9	40.0	42.3	51.1	10.0	83%	0.0	0.0	0.0	0.0	1.0	35.0	41.4	38.9	41.4	47.2	32.0	35.8	33.6	35.8	42.2	27.0	30.2	28.4	30.2	37.2
2/13/2009	5	5,947	54.0	58.3	54.0	57.9	65.7	49.0	52.9	49.0	52.5	60.7	44.0	47.5	44.0	47.1	55.7	8.0	86%	1.0	0.0	0.0	0.0	1.0	45.0	53.9	50.2	53.3	61.1	44.0	48.4	45.1	47.8	56.1	39.0	42.9	40.0	42.3	51.1
2/14/2009	6	6,952	64.0	66.6	62.4	63.4	72.7	59.0	61.4	57.5	58.2	67.7	54.0	56.2	52.7	53.0	62.7	4.0	4%	0.0	1.0	0.0	0.0	1.0	53.0	58.3	54.0	57.9	65.7	49.0	52.9	49.0	52.5	60.7	44.0	47.5	44.0	47.1	55.7
2/15/2009	7	6,915	58.0	60.9	56.9	59.9	67.3	53.0	55.7	52.0	54.7	62.3	48.0	50.4	47.1	49.4	57.3	5.0	70%	0.0	0.0	1.0	0.0	1.0	65.0	66.6	62.4	63.4	72.7	59.0	61.4	57.5	58.2	67.7	54.0	56.2	52.7	53.0	62.7
2/16/2009	1	6,026	45.0	47.3	44.2	47.3	52.0	40.0	42.0	39.3	42.0	47.0	35.0	36.8	34.3	36.8	42.0	5.0	100%	0.0	0.0	0.0	0.0	1.0	60.0	60.9	56.9	59.9	67.3	53.0	55.7	52.0	54.7	62.3	48.0	50.4	47.1	49.4	57.3
2/17/2009	2	6,473	53.0	56.7	52.7	55.9	63.6	48.0	51.4	47.7	50.6	58.6	43.0	46.0	42.7	45.2	53.6	7.0	76%	0.0	0.0	0.0	0.0	1.0	55.0	47.3	44.2	47.3	52.0	40.0	42.0	39.3	42.0	47.0	35.0	36.8	34.3	36.8	42.0
2/18/2009	3	8,326	67.0	72.4	67.0	69.1	81.6	62.0	67.0	62.0	63.7	76.6	57.0	61.6	57.0	58.3	71.6	8.0	1%	0.0	0.0	0.0	0.0	1.0	58.0	56.7	52.7	55.9	63.6	48.0	51.4	47.7	50.6	58.6	43.0	46.0	42.7	45.2	53.6
2/19/2009	4	7,759	62.0	63.9	60.1	61.4	62.0	57.0	58.7	55.2	56.2	57.0	52.0	53.6	50.4	51.1	52.0	3.0	25%	0.0	0.0	0.0	0.0	1.0	75.0	72.4	67.0	69.1	81.6	62.0	67.0	62.0	63.7	76.6	57.0	61.6	57.0	58.3	71.6
2/20/2009	5	7,080	55.0	58.3	54.3	58.2	65.0	50.0	53.0	49.4	52.9	60.0	45.0	47.7	44.4	47.6	55.0	6.0	98%	1.0	0.0	0.0	0.0	1.0	71.0	63.9	60.1	61.4	62.0	57.0	58.7	55.2	56.2	57.0	52.0	53.6	50.4	51.1	52.0
2/21/2009	6	6,813	59.0	64.9	60.5	63.1	73.5	54.0	59.4	55.4	57.9	68.5	49.0	53.9	50.2	52.1	63.5	10.0	45%	0.0	1.0	0.0	0.0	1.0	62.0	58.3	54.3	58.2	65.0	50.0	53.0	49.4	52.9	60.0	45.0	47.7	44.4	47.6	55.0
2/22/2009	7	6,889	62.0	64.5	60.5	61.7	70.4	57.0	59.3	55.6	56.5	65.4	52.0	54.1	50.7	51.3	60.4	4.0	18%	0.0	0.0	1.0	0.0	1.0	59.0	64.9	60.5	63.1	73.5	54.0	59.4	55.4	57.6	68.5	49.0	53.9	50.2	52.1	63.5
2/23/2009	1	6,188	55.0	60.5	56.4	58.0	68.5	50.0	55.0	51.3	52.5	63.5	45.0	49.5	46.1	47.0	58.5	10.0	25%	0.0	0.0	0.0	0.0	1.0	67.0	64.5	60.5	61.7	70.4	57.0	59.3	55.6	56.5	65.4	52.0	54.1	50.7	51.3	60.4
2/24/2009	2	4,471	41.0	43.9	40.7	42.3	49.1	36.0	38.5	35.8	37.0	44.1	31.0	33.2	30.8	31.6	39.1	7.0	54%	0.0	0.0	0.0	0.0	1.0	57.0	60.5	56.4	58.0	68.5	50.0	55.0	51.3	52.5	63.5	45.0	49.5	46.1	47.0	58.5
2/25/2009	3	6,357	59.0	64.3	59.7	62.7	72.7	54.0	58.9	54.7	57.2	67.7	49.0	53.4	49.6	51.8	62.7	9.0	51%	0.0	0.0	0.0	0.0	1.0	39.0	43.9	40.7	42.3	49.1	36.0	38.5	35.8	37.0	44.1	31.0	33.2	30.8	31.6	39.1
2/26/2009	4	7,947	68.0	74.8	69.7	72.9	84.7	63.0	69.3	64.6	67.4	79.7	58.0	63.8	59.5	61.9	74.7	10.0	44%	0.0	0.0	0.0	0.0	1.0	53.0	64.3	59.7	62.7	72.7	54.0	58.9	54.7	57.2	67.7	49.0	53.4	49.6	51.8	62.7
2/27/2009	5	8,430	72.0	73.4	69.3	70.1	72.0	67.0	68.3	64.5	65.0	67.0	62.0	63.2	59.7	59.9	62.0	2.0	0%	1.0	0.0	0.0	0.0	1.0	69.0	74.8	69.7	72.9	84.7	63.0	69.3	64.6	67.4	79.7	58.0	63.8	59.5	61.9	74.7
2/28/2009	6	8,232	70.0	77.0	71.8	73.7	87.1	65.0	71.5	66.6	68.2	82.1	60.0	66.0	61.5	62.7	77.1	10.0	0%	0.0	1.0	0.0	0.0	1.0	78.0	73.4	69.3	70.1	72.0	67.0	68.3	64.5	65.0	67.0	62.0	63.2	59.7	59.9	62.0

PNG-GLGT Peak Day Regression for Winter 2010 - Testing New Year Data against Last Year's regression results for 3yr-S

	90	Number of observations
2.2%	2	Count Above Peak
35.6%	32	Count Above Point
	13,247	Peak Est
	12,159	Point Est
	108.97	Use/AHDD65
	107	Max AHDD65

2009 PNG-GLGT 3 Yr-S

Feb	(227.5217)

										Peak Day Fcst.		Point Estimate	
	2	3	5	21	22	23	24	25		742	5.6%	(346)	-2.8%
	(Mon=1)												
Date	Day	Throughput	AHDD65	Fri	Sat	Sun	Dec	Feb	Peak Est at Max AHDD65	Diff	Pct Diff	Diff	Pct Diff
1/14/2009	3	11,491	92	0	0	0	0	0	13,082	165	1.2%	(923)	-7.6%
12/15/2008	1	10,094	89	0	0	0	1	0	12,014	1,233	9.3%	145	1.2%
1/13/2009	2	10,393	88	0	0	0	0	0	12,420	828	6.2%	(261)	-2.1%
1/4/2009	7	9,952	88	0	0	1	0	0	12,051				
1/12/2009	1	9,953	87	0	0	0	0	0	12,111				
1/15/2009	4	11,054	87	0	0	0	0	0	13,217				
12/14/2008	7	9,230	85	0	0	1	1	0	11,583				
1/23/2009	5	9,021	85	1	0	0	0	0	11,405				
1/24/2009	6	9,278	84	0	1	0	0	0	11,745				
1/25/2009	7	9,479	83	0	0	1	0	0	12,077				
2/2/2009	1	9,083	83	0	0	0	0	1	11,908				
12/21/2008	7	9,027	82	0	0	1	1	0	11,736				
12/30/2008	2	8,831	81	0	0	0	1	0	11,629				
12/16/2008	2	9,234	81	0	0	0	1	0	12,084				
1/16/2009	5	9,183	80	1	0	0	0	0	12,093				
1/29/2009	4	8,693	80	0	0	0	0	0	11,608				
1/26/2009	1	10,341	79	0	0	0	0	0	13,420				
12/22/2008	1	8,348	78	0	0	0	1	0	11,534				
1/5/2009	1	9,037	78	0	0	0	0	0	12,230				
2/28/2009	6	8,232	77	0	1	0	0	1	11,729				
2/3/2009	2	9,093	77	0	0	0	0	1	12,644				
12/11/2008	4	8,629	76	0	0	0	1	0	12,010				
12/18/2008	4	8,291	76	0	0	0	1	0	11,713				
12/31/2008	3	8,104	75	0	0	0	1	0	11,568				
12/24/2008	3	7,339	75	0	0	0	1	0	10,839				
2/26/2009	4	7,947	75	0	0	0	0	1	11,683				
12/17/2008	3	8,625	74	0	0	0	1	0	12,204				
2/27/2009	5	8,430	73	1	0	0	0	1	12,315				
2/18/2009	3	8,326	72	0	0	0	0	1	12,328				
1/27/2009	2	8,379	72	0	0	0	0	0	12,184				
12/6/2008	6	7,897	72	0	1	0	1	0	11,745				
12/20/2008	6	8,126	72	0	1	0	1	0	11,975				
2/4/2009	3	7,901	72	0	0	0	0	1	11,997				
1/2/2009	5	7,684	71	1	0	0	0	0	11,577				
1/3/2009	6	7,020	69	0	1	0	0	0	11,128				
1/7/2009	3	7,932	69	0	0	0	0	0	12,060				
1/1/2009	4	7,806	69	0	0	0	0	0	11,955				
1/8/2009	4	7,834	68	0	0	0	0	0	12,047				
12/23/2008	2	7,504	67	0	0	0	1	0	11,828				
1/9/2009	5	7,890	67	1	0	0	0	0	12,214				
2/14/2009	6	6,952	67	0	1	0	0	1	11,586				
2/1/2009	7	6,821	66	0	0	1	0	1	11,503				
1/28/2009	3	7,533	65	0	0	0	0	0	12,066				
2/21/2009	6	6,813	65	0	1	0	0	1	11,628				
12/27/2008	6	6,759	65	0	1	0	1	0	11,373				
2/22/2009	7	6,889	64	0	0	1	0	1	11,750				
2/25/2009	3	6,357	64	0	0	0	0	1	11,237				
12/9/2008	2	7,743	64	0	0	0	1	0	12,423				
2/19/2009	4	7,759	64	0	0	0	0	1	12,688				
12/29/2008	1	7,303	64	0	0	0	1	0	12,019				
12/8/2008	1	7,801	64	0	0	0	1	0	12,530				
12/25/2008	4	5,751	63	0	0	0	1	0	10,522				
1/10/2009	6	6,882	63	0	1	0	0	0	11,677				
12/28/2008	7	6,488	63	0	0	1	1	0	11,322				
1/30/2009	5	6,822	63	1	0	0	0	0	11,667				
1/11/2009	7	7,815	62	0	0	1	0	0	12,675				
12/13/2008	6	6,748	62	0	1	0	1	0	11,635				
12/7/2008	7	8,135	62	0	0	1	1	0	13,032				
1/19/2009	1	7,845	62	0	0	0	0	0	12,742				
12/10/2008	3	7,164	62	0	0	0	1	0	12,116				
12/19/2008	5	7,302	62	1	0	0	1	0	12,254				
1/6/2009	2	7,691	61	0	0	0	0	0	12,651				
12/4/2008	4	6,723	61	0	0	0	1	0	11,731				
12/12/2008	5	7,066	61	1	0	0	1	0	12,080				
2/15/2009	7	6,915	61	0	0	1	0	1	12,166				
12/3/2008	3	6,649	61	0	0	0	1	0	11,716				
2/23/2009	1	6,168	61	0	0	0	0	1	11,463				
1/22/2009	4	6,247	60	0	0	0	0	0	11,374				
12/5/2008	5	6,619	59	1	0	0	1	0	11,811				
2/13/2009	5	5,947	58	1	0	0	0	1	11,479				
1/18/2009	7	7,717	58	0	0	1	0	0	13,024				
2/20/2009	5	7,080	58	1	0	0	0	1	12,615				
2/17/2009	2	6,473	57	0	0	0	0	1	12,181				
1/17/2009	6	7,654	55	0	1	0	0	0	13,321				
2/12/2009	4	5,395	54	0	0	0	0	1	11,409				
12/1/2008	1	5,478	53	0	0	0	1	0	11,371				
1/20/2009	2	6,272	50	0	0	0	0	0	12,452				
12/2/2008	2	5,296	49	0	0	0	1	0	11,567				
2/5/2009	4	5,918	49	0	0	0	0	1	12,418				
2/7/2009	6	5,205	49	0	1	0	0	1	11,797				
2/16/2009	1	6,026	47	0	0	0	0	1	12,765				
1/21/2009	3	5,707	46	0	0	0	0	0	12,316				
2/24/2009	2	4,471	44	0	0	0	0	1	11,578				
2/11/2009	3	4,468	41	0	0	0	0	1	11,840				
12/26/2008	5	4,886	40	1	0	0	1	0	12,157				
1/31/2009	6	5,422	40	0	1	0	0	0	12,731				
2/8/2009	7	4,338	38	0	0	1	0	1	12,107				
2/6/2009	5	4,605	37	1	0	0	0	1	12,412				
2/10/2009	2	4,024	34	0	0	0	0	1	12,196				
2/9/2009	1	4,245	34	0	0	0	0	1	12,439				

PNG-GLGT Bemidji Peak Day Regression for Winter 2010

1	2	3	6	24	25	26
Date	(Mon=1) Day	Bemidji Daily Meter	HDDW65	Dec	Feb	HDD65-1
12/1/2006	5	6,363	54.0	1	0	60.0
12/2/2006	6	7,018	58.4	1	0	57.0
12/3/2006	7	6,895	61.8	1	0	55.0
12/4/2006	1	7,916	64.3	1	0	67.0
12/5/2006	2	6,240	54.0	1	0	65.0
12/6/2006	3	7,966	65.9	1	0	63.0
12/7/2006	4	7,208	62.6	1	0	61.0
12/8/2006	5	5,057	40.0	1	0	67.0
12/9/2006	6	4,522	28.5	1	0	45.0
12/10/2006	7	4,279	35.6	1	0	37.0
12/11/2006	1	4,131	31.8	1	0	46.0
12/12/2006	2	5,310	33.4	1	0	35.0
12/13/2006	3	4,806	32.8	1	0	32.0
12/14/2006	4	5,233	35.7	1	0	35.0
12/15/2006	5	5,439	39.0	1	0	36.0
12/16/2006	6	4,976	34.7	1	0	42.0
12/17/2006	7	5,713	44.6	1	0	35.0
12/18/2006	1	5,444	44.0	1	0	46.0
12/19/2006	2	4,565	34.4	1	0	54.0
12/20/2006	3	5,494	36.8	1	0	42.0
12/21/2006	4	4,746	43.6	1	0	39.0
12/22/2006	5	4,576	35.3	1	0	51.0
12/23/2006	6	4,748	37.0	1	0	41.0
12/24/2006	7	4,178	38.4	1	0	41.0
12/25/2006	1	4,949	44.7	1	0	41.0
12/26/2006	2	4,640	41.0	1	0	51.0
12/27/2006	3	4,539	37.1	1	0	49.0
12/28/2006	4	4,406	37.8	1	0	51.0
12/29/2006	5	4,600	35.3	1	0	49.0
12/30/2006	6	4,346	34.4	1	0	37.0
12/31/2006	7	6,138	40.4	1	0	36.0
1/1/2007	1	5,977	44.0	0	0	38.0
1/2/2007	2	5,449	39.5	0	0	45.0
1/3/2007	3	4,601	30.0	0	0	42.0
1/4/2007	4	4,355	24.7	0	0	32.0
1/5/2007	5	4,543	35.3	0	0	31.0
1/6/2007	6	4,679	37.9	0	0	35.0
1/7/2007	7	5,793	44.6	0	0	38.0
1/8/2007	1	6,072	47.4	0	0	43.0
1/9/2007	2	6,691	55.7	0	0	53.0
1/10/2007	3	5,549	50.4	0	0	64.0
1/11/2007	4	7,816	58.4	0	0	58.0
1/12/2007	5	9,186	72.0	0	0	53.0
1/13/2007	6	7,955	66.3	0	0	74.0
1/14/2007	7	8,053	65.6	0	0	70.0
1/15/2007	1	8,639	66.3	0	0	68.0
1/16/2007	2	7,598	63.2	0	0	71.0
1/17/2007	3	6,282	48.2	0	0	70.0
1/18/2007	4	6,594	49.2	0	0	47.0
1/19/2007	5	7,919	60.0	0	0	50.0
1/20/2007	6	5,917	52.9	0	0	66.0
1/21/2007	7	6,653	48.1	0	0	54.0
1/22/2007	1	6,444	45.1	0	0	49.0
1/23/2007	2	6,300	51.0	0	0	46.0
1/24/2007	3	6,795	50.0	0	0	57.0
1/25/2007	4	5,990	54.3	0	0	61.0
1/26/2007	5	5,439	40.4	0	0	64.0
1/27/2007	6	8,411	64.2	0	0	43.0
1/28/2007	7	7,505	68.1	0	0	61.0
1/29/2007	1	7,991	65.1	0	0	74.0
1/30/2007	2	7,653	66.8	0	0	60.0
1/31/2007	3	7,775	61.6	0	0	68.0
2/1/2007	4	8,684	69.9	0	1	62.0
2/2/2007	5	9,254	72.9	0	1	71.0
2/3/2007	6	10,369	86.1	0	1	75.0
2/4/2007	7	11,404	83.9	0	1	85.0
2/5/2007	1	10,581	79.4	0	1	86.0
2/6/2007	2	9,669	69.7	0	1	84.0
2/7/2007	3	9,381	76.8	0	1	79.0
2/8/2007	4	8,993	70.7	0	1	74.0
2/9/2007	5	9,511	76.8	0	1	69.0
2/10/2007	6	8,337	69.0	0	1	75.0
2/11/2007	7	7,402	58.3	0	1	70.0
2/12/2007	1	8,551	67.7	0	1	49.0
2/13/2007	2	8,837	70.2	0	1	55.0
2/14/2007	3	8,844	70.1	0	1	74.0
2/15/2007	4	7,523	63.0	0	1	71.0
2/16/2007	5	6,439	53.7	0	1	66.0
2/17/2007	6	6,882	59.1	0	1	52.0
2/18/2007	7	6,795	59.5	0	1	58.0
2/19/2007	1	5,442	45.7	0	1	68.0
2/20/2007	2	4,391	38.5	0	1	45.0
2/21/2007	3	5,909	41.9	0	1	41.0
2/22/2007	4	5,534	48.7	0	1	40.0
2/23/2007	5	5,903	48.4	0	1	52.0
2/24/2007	6	5,415	44.6	0	1	55.0
2/25/2007	7	4,839	39.8	0	1	43.0
2/26/2007	1	5,001	39.8	0	1	40.0
2/27/2007	2	4,898	40.0	0	1	45.0
2/28/2007	3	5,356	39.4	0	1	46.0
12/1/2007	6	6,263	51.0	1	0	69.0
12/2/2007	7	6,951	58.4	1	0	58.0
12/3/2007	1	7,323	60.8	1	0	51.0
12/4/2007	2	7,394	52.7	1	0	58.0
12/5/2007	3	8,039	63.9	1	0	59.0
12/6/2007	4	7,795	57.0	1	0	70.0
12/7/2007	5	8,649	67.8	1	0	63.0
12/8/2007	6	8,840	70.2	1	0	68.0
12/9/2007	7	8,944	68.3	1	0	75.0
12/10/2007	1	8,100	55.3	1	0	71.0
12/11/2007	2	8,183	59.0	1	0	57.0
12/12/2007	3	6,417	51.7	1	0	60.0
12/13/2007	4	8,459	58.3	1	0	53.0
12/14/2007	5	8,178	69.8	1	0	55.0
12/15/2007	6	6,495	52.3	1	0	76.0
12/16/2007	7	7,596	51.0	1	0	55.0
12/17/2007	1	6,706	44.6	1	0	66.0
12/18/2007	2	6,174	46.2	1	0	53.0
12/19/2007	3	5,741	50.4	1	0	49.0
12/20/2007	4	4,879	39.5	1	0	43.0
12/21/2007	5	4,699	36.5	1	0	40.0
12/22/2007	6	6,853	51.5	1	0	36.0
12/23/2007	7	6,693	62.7	1	0	47.0
12/24/2007	1	5,186	52.7	1	0	53.0
12/25/2007	2	5,224	41.5	1	0	47.0
12/26/2007	3	5,339	44.3	1	0	45.0
12/27/2007	4	5,792	44.3	1	0	49.0
12/28/2007	5	5,674	49.4	1	0	62.0
12/29/2007	6	5,351	45.2	1	0	65.0
12/30/2007	7	5,490	45.4	1	0	53.0
12/31/2007	1	6,911	58.4	1	0	53.0
1/1/2008	2	8,385	70.4	0	0	53.0
1/2/2008	3	7,239	65.7	0	0	65.0
1/3/2008	4	5,906	47.3	0	0	69.0
1/4/2008	5	5,470	47.7	0	0	47.0
1/5/2008	6	4,716	41.0	0	0	49.0
1/6/2008	7	3,987	32.8	0	0	38.0
1/7/2008	1	4,328	33.9	0	0	31.0
1/8/2008	2	5,128	41.0	0	0	42.0
1/9/2008	3	5,546	46.4	0	0	39.0
1/10/2008	4	5,318	41.2	0	0	47.0
1/11/2008	5	5,687	44.7	0	0	44.0
1/12/2008	6	6,219	54.0	0	0	43.0
1/13/2008	7	7,349	55.9	0	0	46.0
1/14/2008	1	8,674	70.1	0	0	51.0
1/15/2008	2	7,010	63.6	0	0	70.0
1/16/2008	3	8,741	59.1	0	0	65.0
1/17/2008	4	8,104	64.8	0	0	58.0
1/18/2008	5	10,229	78.3	0	0	75.0
1/19/2008	6	10,231	79.0	0	0	72.0
1/20/2008	7	10,371	77.0	0	0	83.0
1/21/2008	1	9,838	68.1	0	0	82.0
1/22/2008	2	9,605	72.5	0	0	77.0
1/23/2008	3	10,105	77.5	0	0	72.0
1/24/2008	4	8,342	65.7	0	0	82.0
1/25/2008	5	7,151	58.9	0	0	73.0
1/26/2008	6	7,153	46.4	0	0	66.0
1/27/2008	7	5,897	45.8	0	0	53.0
1/28/2008	1	6,414	35.8	0	0	50.0
1/29/2008	2	11,070	78.4	0	0	37.0
1/30/2008	3	10,529	86.1	0	0	61.0
1/31/2008	4	8,464	68.0	0	0	83.0
2/1/2008	5	6,070	51.3	0	1	77.0
2/2/2008	6	5,903	46.1	0	1	51.0
2/3/2008	7	5,595	44.7	0	1	50.0
2/4/2008	1	5,257	39.5	0	1	50.0
2/5/2008	2	7,040	55.3	0	1	44.0
2/6/2008	3	7,048	58.7	0	1	55.0
2/7/2008	4	5,744	44.9	0	1	63.0
2/8/2008	5	5,479	44.6	0	1	48.0
2/9/2008	6	9,532	71.7	0	1	52.0
2/10/2008	7	10,571	91.4	0	1	64.0
2/11/2008	1	8,907	75.6	0	1	82.0
2/12/2008	2	7,487	56.0	0	1	86.0
2/13/2008	3	8,215	61.8	0	1	59.0
2/14/2008	4	9,086	72.0	0	1	71.0
2/15/2008	5	8,257	74.6	0	1	75.0
2/16/2008	6	5,193	48.6	0	1	79.0
2/17/2008	7	6,748	53.1	0	1	51.0
2/18/2008	1	8,482	73.3	0	1	47.0
2/19/2008	2	9,754	78.0	0	1	66.0
2/20/2008	3	9,161	76.5	0	1	79.0
2/21/2008	4	7,005	67.2	0	1	79.0
2/22/2008	5	6,358	53.6	0	1	70.0
2/23/2008	6	5,174	49.1	0	1	66.0
2/24/2008	7	4,561	41.0	0	1	55.0
2/25/2008	1	5,703	45.6	0	1	40.0
2/26/2008	2	6,211	49.8	0	1	45.0
2/27/2008	3	6,291	52.7	0	1	56.0
2/28/2008	4	5,506	50.4	0	1	58.0
2/29/2008	5	6,457	52.8	0	1	58.0

SUMMARY OUTPUT

Regression Statistics	
Multiple R	0.948309986
R Square	0.899299183
Adjusted R Square	0.897777422
Standard Error	547.1439149
Observations	271

ANOVA

	df	*SS*	*MS*	*F*	*ianificance F*
Regression	4	711083707.9	1.78E+08	593.8238	3.1E-131
Residual	266	79631479.31	299366.5		
Total	270	790715187.2			

	Coefficients	*Standard Error*	*t Stat*	*P-value*	*Lower 95%*	*Upper 95%*	*Lower 95.0%*	*Upper 95.0%*
Intercept	534.2308	170.0704	3.1412	0.0019	199.3755	869.0862	199.3755	869.0862
HDDW65	110.2834	3.1470	35.0444	0.0000	104.0872	116.4795	104.0872	116.4795
Dec	(237.2173)	81.5742	(2.9080)	0.0039	-397.831	-76.6041	-397.831	-76.6041
Feb	(322.7605)	82.1926	(3.9269)	0.0001	-484.591	-160.93	-484.591	-160.93
HDD65-1	7.3186	3.1133	2.3507	0.0195	1.188719	13.44844	1.188719	13.44844

RESIDUAL OUTPUT

Observation	*Predicted Throughput*	*Residuals*
1	6691.430222	-328.4302222
2	7158.856919	-140.8569186
3	7510.911951	-615.9119508
4	7881.336061	34.66393917
5	6722.508963	-482.5089629
6	8023.000953	-57.00095269
7	7647.875033	-439.8750327
8	5198.693155	-141.6931546
9	3764.600735	757.3992649
10	4488.374716	-209.3747164
11	4140.679326	-9.679325872
12	4232.492687	1077.507313
13	4148.502548	657.4974523
14	4490.280058	742.7199421
15	4856.019583	582.980417
16	4425.712595	550.287405
17	5470.423484	242.5765164
18	5488.136405	-42.13640525
19	4488.721819	76.27818085
20	4659.375479	834.6245208
21	5390.103715	-644.1037147
22	4566.021104	9.978895834
23	4677.559926	70.44007393
24	4830.578098	-652.578098
25	5528.809666	-579.8096664
26	5191.879213	-551.8792128
27	4741.622749	-202.6227489
28	4834.836812	-428.8368116
29	4551.383941	48.61605945
30	4364.305928	-18.30592839
31	5013.173381	1124.826619
32	5664.805096	312.1949041
33	5218.381474	230.6185258
34	4150.112283	450.8877172
35	3491.046077	863.9539233
36	4651.352645	-108.3526447
37	4972.877895	-293.8778949
38	5733.7322	59.26779967
39	6076.361453	-4.36453258
40	7059.38505	-368.3850504
41	6560.901773	-1011.901773
42	7403.392845	412.6071545
43	8862.518104	323.4818965
44	8387.593129	-432.5931287
45	8279.741902	-226.7419024
46	8343.681638	295.3183621
47	8023.758945	-425.7589451
48	6359.432772	-77.43277167
49	6304.145841	289.8541586
50	7517.161952	401.8380478
51	6852.625896	-935.6258964
52	6231.996397	421.003603
53	5866.6212	577.3788004
54	6495.33732	-195.3373205
55	6465.558353	329.4416468
56	6970.429701	-980.4297013
57	5455.311017	-16.31101694
58	7924.986395	486.0136047
59	8495.097252	-990.0972524
60	8255.253088	-264.2530881
61	8343.031751	-690.0317511
62	7826.728354	-51.72835429
63	8369.89415	314.1058496
64	8770.747114	483.2528855
65	10251.62626	117.373738
66	10090.45992	1313.540075
67	9593.921373	987.0786271
68	8509.535548	1159.464452
69	9256.643817	124.3561833
70	8552.836536	440.1634637
71	9183.457999	327.5420014
72	8369.91631	-32.91630976
73	7149.155746	252.8442542
74	8036.954076	514.0459236
75	8355.884714	481.1152858
76	8485.287974	358.7120261
77	7678.94178	-155.9417795
78	6612.57793	-173.5779296
79	7112.540677	-230.5406774
80	7192.294263	-397.2942626
81	5743.569614	-301.5696138
82	4788.094699	-397.0946991
83	5135.162362	773.8376377
84	5874.324322	-340.324322
85	5926.99448	-23.99448041
86	5535.387599	-120.387599
87	4909.933202	-70.93320235
88	4887.977457	113.0225431
89	4949.384124	-51.38412358
90	4896.046853	459.9531465
91	6426.447357	-163.447357
92	7164.796958	-213.7969583
93	7379.625509	-56.62550889
94	6527.910513	866.0894871
95	7780.052602	258.9473984
96	7095.466142	699.5338582
97	8239.432061	409.5679393
98	8536.569425	303.4305753
99	8372.746931	571.2530686
100	6915.302999	1184.697001
101	7220.891313	962.1086874
102	6435.021394	-18.02139356
103	7114.418628	1344.581372
104	8391.800346	-213.800346
105	6625.181433	-130.1814333
106	6326.744296	1269.255704
107	5694.542435	1011.457565
108	5779.989886	394.0101143
109	6209.770074	-468.7700743
110	4966.526966	-87.5269655
111	4619.235287	79.76471305
112	6234.561673	618.4383275
113	7555.753953	-862.753953
114	6493.385417	-1307.385417
115	5214.989485	9.010515024
116	5509.145749	-170.1457494
117	5538.420077	253.5799234
118	6199.453168	-525.4531679
119	5761.665126	-410.6651265
120	5694.520276	-204.5202761
121	7126.204049	-217.2040492
122	8680.550548	-295.5505477
123	8260.380769	-1021.380769
124	6250.102075	-344.1020752
125	6138.720791	-668.7207906
126	5414.459394	-698.4593943
127	4428.942113	-441.9421126
128	4500.402286	-172.4022859
129	5363.229322	-235.2293216
130	5938.182301	-392.1823009
131	5423.257446	-105.2574462
132	5787.982757	-100.9827569
133	6800.785321	-581.7853213
134	7039.172175	309.8278252
135	8639.721084	34.27891559
136	8055.039542	-1045.039542
137	7531.821275	1209.178725
138	8100.935143	3.06485724
139	9718.312116	510.6878835
140	9770.797644	460.2023561
141	9636.249478	734.7505222
142	8648.78747	1189.21253
143	9087.791582	517.2084178
144	9609.508219	495.4917806
145	8384.79666	-42.79666021
146	7561.420546	-410.4205457
147	6135.78401	1017.21599
148	5975.850968	-78.85096807
149	4845.547383	1568.452617
150	9448.47726	1621.52274
151	10476.06224	52.93776499
152	8640.942089	-176.9420892
153	6427.023706	-357.0237062
154	5670.849051	232.1509486
155	5509.133756	85.86624439

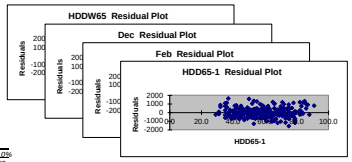

12/1/2008	1	5,478	49.0	1	0	53.0
12/2/2008	2	5,296	46.8	1	0	52.0
12/3/2008	3	6,649	56.4	1	0	44.0
12/4/2008	4	6,723	56.7	1	0	57.0
12/5/2008	5	6,619	55.7	1	0	60.0
12/6/2008	6	7,897	66.6	1	0	56.0
12/7/2008	7	8,135	57.6	1	0	72.0
12/8/2008	1	7,801	59.3	1	0	66.0
12/9/2008	2	7,743	59.9	1	0	60.0
12/10/2008	3	7,164	58.1	1	0	68.0
12/11/2008	4	8,629	70.6	1	0	58.0
12/12/2008	5	7,066	56.6	1	0	78.0
12/13/2008	6	6,748	58.4	1	0	63.0
12/14/2008	7	9,230	81.2	1	0	58.0
12/15/2008	1	10,094	83.0	1	0	72.0
12/16/2008	2	9,234	75.6	1	0	83.0
12/17/2008	3	8,625	69.8	1	0	80.0
12/18/2008	4	8,291	70.7	1	0	77.0
12/19/2008	5	7,302	57.0	1	0	70.0
12/20/2008	6	8,126	67.2	1	0	63.0
12/21/2008	7	9,027	76.8	1	0	61.0
12/22/2008	1	8,348	72.0	1	0	75.0
12/23/2008	2	7,504	63.5	1	0	73.0
12/24/2008	3	7,339	70.2	1	0	68.0
12/25/2008	4	5,751	58.7	1	0	75.0
12/26/2008	5	4,886	37.5	1	0	58.0
12/27/2008	6	6,759	60.2	1	0	38.0
12/28/2008	7	6,488	58.0	1	0	52.0
12/29/2008	1	7,303	59.0	1	0	59.0
12/30/2008	2	8,831	75.5	1	0	65.0
12/31/2008	3	8,104	69.9	1	0	78.0
1/1/2009	4	7,806	64.8	0	0	73.0
1/2/2009	5	7,684	66.0	0	0	64.0
1/3/2009	6	7,020	64.6	0	0	73.0
1/4/2009	7	9,952	81.5	0	0	56.0
1/5/2009	1	9,037	72.6	0	0	84.0
1/6/2009	2	7,691	57.3	0	0	82.0
1/7/2009	3	7,932	64.0	0	0	57.0
1/8/2009	4	7,834	64.5	0	0	66.0
1/9/2009	5	7,890	63.5	0	0	78.0
1/10/2009	6	6,882	58.9	0	0	73.0
1/11/2009	7	7,815	58.5	0	0	61.0
1/12/2009	1	9,953	81.0	0	0	57.0
1/13/2009	2	10,393	82.9	0	0	83.0
1/14/2009	3	11,491	86.1	0	0	91.0
1/15/2009	4	11,054	81.4	0	0	87.0
1/16/2009	5	9,183	74.8	0	0	88.0
1/17/2009	6	7,654	51.3	0	0	75.0
1/18/2009	7	7,717	54.3	0	0	62.0
1/19/2009	1	7,845	57.6	0	0	62.0
1/20/2009	2	6,272	46.7	0	0	63.0
1/21/2009	3	5,707	43.6	0	0	51.0
1/22/2009	4	6,247	55.7	0	0	44.0
1/23/2009	5	9,021	79.8	0	0	54.0
1/24/2009	6	9,278	78.9	0	0	75.0
1/25/2009	7	9,479	77.0	0	0	77.0
1/26/2009	1	10,341	73.6	0	0	78.0
1/27/2009	2	8,379	67.2	0	0	75.0
1/28/2009	3	7,533	60.8	0	0	69.0
1/29/2009	4	8,693	74.5	0	0	58.0
1/30/2009	5	6,822	58.3	0	0	79.0
1/31/2009	6	5,422	38.4	0	0	63.0
2/1/2009	7	6,821	62.7	0	1	36.0
2/2/2009	1	9,083	77.0	0	1	58.0
2/3/2009	2	9,093	72.2	0	1	70.0
2/4/2009	3	7,901	66.6	0	1	77.0
2/5/2009	4	5,918	46.5	0	1	68.0
2/6/2009	5	4,605	34.8	0	1	51.0
2/7/2009	6	5,205	45.0	0	1	36.0
2/8/2009	7	4,338	35.0	0	1	49.0
2/9/2009	1	4,245	31.9	0	1	40.0
2/10/2009	2	4,024	31.8	0	1	31.0
2/11/2009	3	4,468	38.9	0	1	29.0
2/12/2009	4	5,395	50.2	0	1	35.0
2/13/2009	5	5,947	54.0	0	1	45.0
2/14/2009	6	6,952	62.4	0	1	53.0
2/15/2009	7	6,915	56.9	0	1	65.0
2/16/2009	1	6,026	44.2	0	1	60.0
2/17/2009	2	6,473	52.7	0	1	55.0
2/18/2009	3	8,326	67.0	0	1	58.0
2/19/2009	4	7,759	60.1	0	1	75.0
2/20/2009	5	7,080	54.3	0	1	71.0
2/21/2009	6	6,813	60.5	0	1	62.0
2/22/2009	7	6,889	60.5	0	1	59.0
2/23/2009	1	6,168	56.4	0	1	67.0
2/24/2009	2	4,471	40.7	0	1	57.0
2/25/2009	3	6,357	59.7	0	1	39.0
2/26/2009	4	7,947	69.7	0	1	53.0
2/27/2009	5	8,430	69.3	0	1	69.0
2/28/2009	6	8,232	71.8	0	1	78.0

156	4933.592433	323.4075668
157	6632.158144	407.8418565
158	7089.004534	-41.00453388
159	5618.750011	125.2499889
160	5477.264816	1.735184131
161	8495.218393	1036.781607
162	10754.24517	-183.2451659
163	9144.191708	-237.1917084
164	7016.736937	470.2630634
165	7460.84657	754.1534296
166	8671.492084	414.507916
167	8984.746082	-727.7460817
168	6149.409947	-956.4099469
169	6443.521893	304.4781074
170	8640.59304	-158.59304
171	9296.599378	457.4006221
172	9229.762246	-68.76224593
173	8195.166408	-1190.166408
174	6629.445378	-271.4453781
175	6108.031525	-934.0315249
176	5130.096225	-569.0962247
177	5528.999529	174.0004714
178	6032.918206	178.081794
179	6429.798015	-138.7980154
180	6190.094164	-684.0941635
181	6458.909871	-1.90987064
182	6088.783314	-610.7833137
183	5834.705698	-538.7056979
184	6836.25591	-187.2559103
185	6967.239568	-244.2395681
186	6873.397778	-254.397778
187	8049.658508	-152.6585081
188	7180.408952	954.591048
189	7314.329391	486.6706093
190	7337.277191	405.7228088
191	7196.626514	-32.62651369
192	8502.672056	126.3279438
193	7114.726347	-48.72634672
194	7202.768409	-454.7684094
195	9677.879187	-447.8791875
196	9980.227936	113.7720642
197	9237.053437	-3.05343722
198	8574.764891	50.23510879
199	8652.064176	-361.0641762
200	7095.466142	206.5338582
201	8169.126414	-43.12641418
202	9210.452491	-183.4524911
203	8786.309558	-438.3095583
204	7837.020858	-333.020858
205	8536.569425	-1197.569425
206	7322.297859	-1571.297859
207	4859.874585	26.12541541
208	7218.313925	-459.3139251
209	7074.015036	-586.0150364
210	7235.528476	67.47152379
211	9101.872609	-270.8726094
212	8572.534606	-468.5346064
213	8216.228038	-410.2280383
214	8281.3223	-597.3223005
215	8190.035739	-1170.035739
216	9930.787295	21.21270507
217	9156.942702	-119.942702
218	7450.834395	240.1656054
219	8009.525493	-77.52549349
220	8129.155871	-295.1558713
221	8110.831112	-220.8311121
222	7561.420546	-679.4205457
223	7432.241301	382.7586987
224	9884.342735	68.65726476
225	10281.40718	111.5928243
226	10695.61969	795.3803107
227	10152.83843	901.1615663
228	9430.218979	-247.2189791
229	6735.147035	918.8529653
230	6977.748283	739.2517169
231	7344.440479	500.559521
232	6146.224003	125.7759965
233	5715.144041	-8.144041473
234	6997.65344	-750.6534404
235	9730.046949	-709.0469492
236	9778.967968	-500.9679684
237	9589.580903	-110.5809028
238	9221.246765	1119.753235
239	8488.652573	-109.6525726
240	7738.927532	-205.9275319
241	9178.265786	-485.2657857
242	7537.783474	-715.7834742
243	5226.047159	195.9528413
244	7389.706406	-568.7064061
245	9127.767356	-44.76735629
246	8684.851634	408.1483665
247	8122.630476	-221.6304764
248	5837.310476	80.68952406
249	4420.511376	184.4886238
250	5437.690807	-232.6908073
251	4429.998699	-91.99869919
252	4019.495941	225.5040595
253	3942.600368	81.39963248
254	4708.218027	-240.2180266
255	6006.602819	-611.6028189
256	6496.108348	-549.108348
257	7481.037287	-529.0372867
258	6963.680291	-48.68029109
259	5520.28518	505.7148203
260	6422.479434	50.5205664
261	8024.933685	301.0663153
262	7384.258716	374.7412843
263	6720.855027	359.1449727
264	7334.609041	-521.6090412
265	7309.896212	-420.8962116
266	6919.040145	-751.0401449
267	5121.987444	-650.9874438
268	7084.947676	-727.9476763
269	8286.105867	-339.105867
270	8359.089829	70.91017095
271	8695.151315	-463.1513149
270	6246.431423	-740.4314234
271	6249.640274	207.3597258
272	7171.46123	-220.4612303
273	7538.020277	-215.0202772
274	6660.366416	733.6335841
275	7838.215422	200.7845779
276	7169.030412	625.9695885
277	8195.189325	453.8106752
278	8340.346417	499.6535834
279	8224.228926	719.7710739
280	6939.714676	1160.285324
281	7394.17677	788.8232297
282	6551.962614	-134.9626136
283	7160.691658	1298.308342
284	8312.974225	-134.9742254
285	6391.162663	103.837337
286	6327.162385	1268.837615
287	5690.98626	1015.01374
288	5855.676652	318.3233476
289	6387.272222	-646.2722216
290	5183.364609	-304.3646091
291	4671.023404	27.97659552
292	6255.65791	597.34209
293	7527.942965	-834.9429649
294	6663.493449	-1477.493449
295	5392.875804	-168.875804
296	5643.038425	-304.0384248
297	5643.038425	148.9615752
298	6058.383606	-384.3836056
299	5532.270998	-181.2709983
300	5718.433341	-228.4333413
301	7287.857656	-376.8576564
302	8625.552439	-240.5524385
303	8136.692984	-897.6929837
304	6057.216198	-151.2161984
305	5987.871302	-517.8713015
306	5202.214975	-486.2149751
307	4367.922294	-380.9222941
308	4561.452195	-233.452195
309	5419.301515	-291.3015154
310	5996.760232	-450.7602318
311	5400.539319	-82.53931888
312	5653.278796	33.7212038
313	6606.252684	-387.2526843
314	6925.835092	423.1649083
315	8648.484012	25.51598792
316	7912.588969	-902.5889693
317	7398.713252	1342.286748
318	8027.246837	76.75316287
319	9265.001634	963.9983662
320	9448.725463	782.274537
321	9305.507022	1065.492978
322	8427.50703	1410.49297
323	8859.037551	745.9624488
324	9503.2063	601.7937002
325	8136.692984	205.3070163
326	7201.160012	-50.16001232
327	5779.673691	1373.326309
328	5782.383446	114.6165542
329	4818.911226	1595.088774
330	9265.55181	1804.44819
331	10376.69078	152.309216
332	8458.777358	5.222642015
333	6193.571695	-123.5716953
334	5556.970597	346.0294029
335	5532.579401	62.42059907
336	5049.627881	207.3721186
337	6817.443735	222.556265
338	7115.554191	-67.55419139

339	5616.663155	127.3368448
340	5399.305374	79.69462572
341	8227.456574	1304.543426
342	10582.73731	-11.73730804
343	9057.441535	-150.4415352
344	6934.186291	552.8137087
345	7525.195483	689.8045171
346	8735.357161	350.642839
347	8778.585443	-521.5854434
348	5866.54684	-673.5468403
349	6402.936852	345.0631476
350	8757.24639	-275.2463903
351	9410.796237	343.2037629
352	9111.643436	49.35656359
353	8143.305625	-1138.305625
354	6356.177399	1.822601212
355	5835.276513	-661.2765127
356	5066.65152	-505.6515197
357	5742.78681	-39.78680983
358	6183.698429	27.30157103
359	6541.222508	-250.2225078
360	6265.001281	-759.0012807
361	6264.451105	192.5488955
362	6142.518537	120.4814625
363	7052.454293	-101.4542934
364	7409.523123	-86.52312262
365	6543.645703	850.3542967
366	7705.690221	333.3097791
367	7045.484398	749.5156024
368	8083.134417	565.8655827
369	8178.667338	661.3326616
370	8091.095853	852.9041466
371	6819.245642	1280.754358
372	7267.609721	915.3902787
373	6436.696473	-19.69647332
374	7037.257534	1421.742466
375	8199.338869	-21.33886906
376	6255.637915	239.3620847
377	6219.484329	1376.515671
378	5587.272782	1118.727218
379	5749.753343	424.2466575
380	6274.215912	-533.2159124
381	5086.462445	-207.4624453
382	4606.256086	92.74391387
383	6121.951378	731.0486221
384	7404.152723	-711.1527226
385	6546.730777	-1360.730777
386	5293.162399	-69.1623993
387	5539.968315	-200.9683146
388	5539.968315	252.0316854
389	5975.000558	-301.0005578
390	5408.27094	-57.27093961
391	5618.923269	-128.923269
392	7162.717207	-251.7172074
393	8542.405454	-157.4054539
394	8060.105561	-821.1055611
395	6008.531391	-102.5313906
396	5965.377173	-495.377173
397	5142.586418	-426.5864177
398	4346.476284	-359.4762844
399	4532.837689	-204.8376889
400	5379.176307	-251.1763067
401	5948.886628	-402.8866277
402	5360.665863	-42.66586302
403	5635.274261	51.72573863
404	6527.784617	-308.7846171
405	6870.066768	478.9332321
406	8565.029329	108.9706706
407	7839.008595	-829.0085954
408	7332.028111	1408.971889
409	7952.127973	151.8720268
410	9198.534663	1030.465337
411	9332.116829	898.8831708
412	9217.808037	1153.191963
413	8347.017438	1490.982562
414	8772.757641	832.2423586
415	9408.282873	696.7171268
416	8060.105561	281.8944389
417	7162.385862	-11.38586201
418	5712.296739	1440.703261
419	5741.958064	155.0419364
420	4786.84211	1627.15789
421	9173.817254	1896.182746
422	10270.04686	258.9531394
423	8377.868177	86.13182298
424	6186.85605	-116.8560503
425	5511.120486	391.8795138
426	5514.044504	80.95549645
427	5033.001579	223.9984211
428	6777.096713	262.9032866
429	7071.207096	-23.2070957
430	5592.42832	151.5716799
431	5403.247269	75.7527306
432	8145.773632	1386.226368
433	10496.43892	74.56108222
434	8987.038013	-80.03801288
435	6892.272807	594.7271929
436	7475.351782	739.6482181
437	8669.275397	416.724603
438	8737.183841	-480.1838413
439	5816.542806	-623.5428063
440	6372.723417	375.276583
441	8690.870915	-208.8709146
442	9335.651368	418.3486318
443	9040.512628	120.4873722
444	8085.168064	-1080.168064
445	6347.279895	10.72010475
446	5785.692067	-611.6920669
447	5054.369486	-493.3694864
448	5716.859636	-13.85963574
449	6151.855061	59.14493862
450	6504.581849	-213.5818486
451	6232.066984	-726.0669838
452	6256.784393	200.215607

PNG-GLGT Bemidii Peak Day Regression for Winter 2010

1	2	3	5	24	25
	(Mon=1)	Bemidii			
Date	Day	Daily Meter	AHDD65	Dec	Feb
12/1/2006	5	6,363	58.3	1	0
12/2/2006	6	7,018	62.2	1	0
12/3/2006	7	6,895	66.5	1	0
12/4/2006	1	7,916	68.8	1	0
12/5/2006	2	6,240	57.7	1	0
12/6/2006	3	7,966	70.1	1	0
12/7/2006	4	7,208	67.4	1	0
12/8/2006	5	5,057	43.2	1	0
12/9/2006	6	4,522	30.5	1	0
12/10/2006	7	4,279	38.2	1	0
12/11/2006	1	4,131	34.2	1	0
12/12/2006	2	5,310	35.7	1	0
12/13/2006	3	4,806	35.2	1	0
12/14/2006	4	5,233	38.1	1	0
12/15/2006	5	5,439	41.8	1	0
12/16/2006	6	4,976	37.0	1	0
12/17/2006	7	5,713	47.2	1	0
12/18/2006	1	5,444	47.5	1	0
12/19/2006	2	4,565	37.1	1	0
12/20/2006	3	5,494	39.6	1	0
12/21/2006	4	4,746	46.4	1	0
12/22/2006	5	4,576	37.8	1	0
12/23/2006	6	4,748	40.0	1	0
12/24/2006	7	4,178	41.1	1	0
12/25/2006	1	4,949	48.2	1	0
12/26/2006	2	4,640	44.0	1	0
12/27/2006	3	4,539	39.5	1	0
12/28/2006	4	4,406	40.7	1	0
12/29/2006	5	4,600	37.8	1	0
12/30/2006	6	4,346	37.1	1	0
12/31/2006	7	6,138	42.9	1	0
1/1/2007	1	5,977	47.5	0	0
1/2/2007	2	5,449	42.5	0	0
1/3/2007	3	4,601	32.4	0	0
1/4/2007	4	4,355	26.5	0	0
1/5/2007	5	4,543	37.7	0	0
1/6/2007	6	4,679	40.7	0	0
1/7/2007	7	5,793	47.5	0	0
1/8/2007	1	6,072	50.9	0	0
1/9/2007	2	6,691	59.4	0	0
1/10/2007	3	5,549	53.8	0	0
1/11/2007	4	7,816	62.2	0	0
1/12/2007	5	9,186	77.8	0	0
1/13/2007	6	7,955	70.7	0	0
1/14/2007	7	8,053	70.6	0	0
1/15/2007	1	8,639	70.7	0	0
1/16/2007	2	7,598	67.8	0	0
1/17/2007	3	6,282	51.7	0	0
1/18/2007	4	6,594	52.8	0	0
1/19/2007	5	7,919	64.8	0	0
1/20/2007	6	5,917	56.6	0	0
1/21/2007	7	6,653	51.5	0	0
1/22/2007	1	6,444	48.4	0	0
1/23/2007	2	6,300	55.1	0	0
1/24/2007	3	6,795	54.0	0	0
1/25/2007	4	5,990	58.3	0	0
1/26/2007	5	5,439	42.9	0	0
1/27/2007	6	8,411	67.9	0	0
1/28/2007	7	7,505	73.1	0	0
1/29/2007	1	7,991	69.4	0	0
1/30/2007	2	7,653	71.9	0	0
1/31/2007	3	7,775	66.3	0	0
2/1/2007	4	8,684	75.2	0	1
2/2/2007	5	9,254	78.5	0	1
2/3/2007	6	10,369	92.7	0	1
2/4/2007	7	11,404	90.1	0	1
2/5/2007	1	10,581	83.8	0	1
2/6/2007	2	9,669	74.6	0	1
2/7/2007	3	9,381	82.1	0	1
2/8/2007	4	8,993	75.9	0	1
2/9/2007	5	9,511	82.1	0	1
2/10/2007	6	8,337	74.5	0	1
2/11/2007	7	7,402	62.5	0	1
2/12/2007	1	8,551	72.5	0	1
2/13/2007	2	8,837	74.9	0	1
2/14/2007	3	8,844	75.3	0	1
2/15/2007	4	7,523	68.0	0	1
2/16/2007	5	6,439	57.8	0	1
2/17/2007	6	6,882	62.7	0	1
2/18/2007	7	6,795	63.8	0	1
2/19/2007	1	5,442	48.8	0	1
2/20/2007	2	4,391	41.3	0	1
2/21/2007	3	5,909	44.5	0	1
2/22/2007	4	5,534	52.4	0	1
2/23/2007	5	5,903	51.3	0	1
2/24/2007	6	5,415	47.5	0	1
2/25/2007	7	4,839	42.8	0	1
2/26/2007	1	5,001	42.8	0	1
2/27/2007	2	4,898	42.6	0	1
2/28/2007	3	5,356	42.2	0	1
12/1/2007	6	6,263	55.1	1	0
12/2/2007	7	6,951	62.7	1	0
12/3/2007	1	7,323	65.1	1	0
12/4/2007	2	7,394	56.7	1	0
12/5/2007	3	8,039	68.0	1	0
12/6/2007	4	7,795	61.6	1	0
12/7/2007	5	8,649	73.0	1	0
12/8/2007	6	8,840	74.9	1	0
12/9/2007	7	8,944	72.8	1	0
12/10/2007	1	8,100	59.4	1	0
12/11/2007	2	8,183	63.7	1	0
12/12/2007	3	6,417	55.6	1	0
12/13/2007	4	8,459	61.5	1	0
12/14/2007	5	8,178	74.2	1	0
12/15/2007	6	6,495	56.2	1	0
12/16/2007	7	7,596	54.6	1	0
12/17/2007	1	6,706	47.4	1	0
12/18/2007	2	6,174	49.0	1	0
12/19/2007	3	5,741	54.1	1	0
12/20/2007	4	4,879	42.5	1	0
12/21/2007	5	4,699	39.2	1	0
12/22/2007	6	6,853	54.9	1	0
12/23/2007	7	6,693	66.1	1	0
12/24/2007	1	5,186	56.7	1	0
12/25/2007	2	5,224	44.5	1	0
12/26/2007	3	5,339	46.9	1	0
12/27/2007	4	5,792	46.9	1	0
12/28/2007	5	5,674	52.5	1	0
12/29/2007	6	5,351	47.9	1	0
12/30/2007	7	5,490	48.8	1	0
12/31/2007	1	6,911	62.7	1	0
1/1/2008	2	8,385	75.0	0	0
1/2/2008	3	7,239	70.4	0	0
1/3/2008	4	5,906	50.4	0	0
1/4/2008	5	5,470	51.4	0	0
1/5/2008	6	4,716	44.3	0	0
1/6/2008	7	3,987	35.3	0	0
1/7/2008	1	4,328	36.1	0	0
1/8/2008	2	5,128	44.3	0	0
1/9/2008	3	5,546	49.8	0	0
1/10/2008	4	5,318	44.1	0	0
1/11/2008	5	5,687	48.2	0	0
1/12/2008	6	6,219	57.8	0	0
1/13/2008	7	7,349	59.9	0	0
1/14/2008	1	8,674	75.3	0	0
1/15/2008	2	7,010	68.2	0	0
1/16/2008	3	8,741	63.3	0	0
1/17/2008	4	8,104	69.3	0	0
1/18/2008	5	10,229	82.8	0	0
1/19/2008	6	10,231	85.0	0	0
1/20/2008	7	10,371	82.7	0	0
1/21/2008	1	9,838	73.1	0	0
1/22/2008	2	9,605	77.3	0	0
1/23/2008	3	10,105	83.5	0	0
1/24/2008	4	8,342	70.4	0	0
1/25/2008	5	7,151	63.0	0	0
1/26/2008	6	7,153	49.8	0	0
1/27/2008	7	5,897	48.9	0	0
1/28/2008	1	6,414	38.5	0	0
1/29/2008	2	11,070	81.2	0	0
1/30/2008	3	10,529	91.8	0	0
1/31/2008	4	8,464	73.4	0	0
2/1/2008	5	6,070	55.0	0	1
2/2/2008	6	5,903	49.4	0	1
2/3/2008	7	5,595	48.2	0	1
2/4/2008	1	5,257	42.4	0	1
2/5/2008	2	7,040	59.4	0	1
2/6/2008	3	7,048	62.2	0	1
2/7/2008	4	5,744	47.8	0	1
2/8/2008	5	5,479	47.4	0	1
2/9/2008	6	9,532	75.0	0	1
2/10/2008	7	10,571	96.6	0	1
2/11/2008	1	8,907	80.9	0	1
2/12/2008	2	7,487	60.5	0	1
2/13/2008	3	8,215	66.2	0	1
2/14/2008	4	9,086	77.8	0	1
2/15/2008	5	8,257	79.8	0	1
2/16/2008	6	5,193	52.3	0	1
2/17/2008	7	6,748	56.5	0	1

SUMMARY OUTPUT

Regression Statistics	
Multiple R	0.945883177
R Square	0.894694985
Adjusted R Square	0.893511783
Standard Error	558.4431088
Observations	271

ANOVA

	df	*SS*	*MS*	*F*	*ianificance F*
Regression	3	707448912.7	2.36E+08	756.1639	3.9E-130
Residual	267	83266274.44	311858.7		
Total	270	790715187.2			

	Coefficients	*Standard Error*	*t Stat*	*P-value*	*Lower 95%*	*Upper 95%*	*Lower 95.0%*	*Upper 95.0%*
Intercept	697.1461	157.6530	4.4220	0.0000	386.7449	1007.547	386.7449	1007.547
AHDD65	107.4408	2.3219	46.2733	0.0000	102.8693	112.0123	102.8693	112.0123
Dec	(242.3637)	83.2065	(2.9128)	0.0039	-406.188	-78.5393	-406.188	-78.5393
Feb	(320.7900)	83.8734	(3.8247)	0.0002	-485.927	-155.653	-485.927	-155.653

RESIDUAL OUTPUT

Observation	*Predicted Throughput*	*Residuals*
1	6720.730142	-357.7301418
2	7132.228424	-114.2284237
3	7598.521516	-703.5215159
4	7848.858591	67.14140917
5	6656.265659	-416.2656589
6	7982.085189	-16.08518863
7	7697.367056	-489.3670562
8	5096.225175	-39.22517508
9	3726.354915	795.6450845
10	4554.72352	-275.7235195
11	4133.555565	-2.555565204
12	4290.41914	1019.58086
13	4236.698738	569.3012623
14	4546.128255	686.8717448
15	4945.808049	493.1919515
16	4425.794554	550.2054461
17	5520.616354	192.3836465
18	5560.369451	-116.3694513
19	4436.538634	128.4613656
20	4708.36387	785.6361298
21	5434.66371	-688.6637098
22	4516.04483	59.95517016
23	4748.116968	-0.11696794
24	4867.376261	-689.3762611
25	5628.057158	-679.0571582
26	5182.177819	-542.1778188
27	4700.843014	-161.8430139
28	4823.325531	-417.3255312
29	4516.04483	83.95517016
30	4436.538634	-90.53863439
31	5068.290566	1069.709434
32	5802.733184	174.2668159
33	5264.454753	184.5452473
34	4178.228217	422.7717825
35	3544.32747	810.6725301
36	4751.962114	-208.9621144
37	5069.986896	-390.9868963
38	5796.286736	-3.286735857
39	6163.734288	-91.73428784
40	7074.832311	-383.8323115
41	6473.163805	-924.1638053
42	7374.592157	441.4078435
43	9051.743117	134.2568825
44	8295.359853	-340.3598526
45	8284.615772	-231.6157721
46	8295.359853	343.6401474
47	7985.930335	-387.9303351
48	6251.835748	30.16425233
49	6370.020633	223.9793672
50	7659.310289	259.6897111
51	6779.370099	-862.3700986
52	6224.975547	428.0244535
53	5897.281092	546.7189077
54	6614.985667	-314.9856675
55	6498.949598	296.0504016
56	6960.945059	-970.9450585
57	5310.654299	128.3457013
58	7987.004743	423.9952568
59	8555.3666	-1050.3666
60	8157.835623	-166.8356226
61	8426.437634	-773.4376343
62	7824.769128	-49.7691281
63	8456.979041	227.0209592
64	8808.310472	445.6895279
65	10330.74667	38.25332569
66	10056.77262	1347.227378
67	9383.118777	1197.881223
68	8386.06811	1282.93189
69	9201.543817	179.4561828
70	8531.113196	461.886804
71	9201.543817	309.4561828
72	8382.844886	-45.84488557
73	7095.704046	306.2959544
74	8160.44242	390.5575801
75	8421.523575	415.4764247
76	8462.351081	381.648919
77	7686.628471	-163.6284713
78	6583.211407	-144.2114073
79	7112.894574	-230.8945743
80	7231.079459	-436.0794595
81	5623.765022	-181.7650215
82	4817.958986	-426.9589865
83	5153.174297	755.8257029
84	6009.47751	-475.4775103
85	5888.069401	14.93059896
86	5475.496711	-60.49671109
87	4974.822561	-135.8225613
88	4974.822561	26.17743869
89	4957.632033	-59.63203256
90	4908.209262	447.7907376
91	6372.621935	-109.6219346
92	7191.320866	-240.3208662
93	7449.178797	-126.1787974
94	6544.527222	849.4727779
95	7758.608315	280.3916851
96	7068.838349	726.1616511
97	8301.184379	347.8156215
98	8499.949867	340.0501328
99	8276.472993	667.5270066
100	6832.468579	1267.531421
101	7300.910487	882.089513
102	6432.788785	-15.78878523
103	7060.243085	1398.756915
104	8422.592488	-244.5924878
105	6490.80682	4.193180248
106	6321.050348	1274.949652
107	5545.327739	1160.672261
108	5715.08421	458.91579
109	6263.032314	-522.0323138
110	5022.09102	-143.0910199
111	4668.610772	30.3892752
112	6351.133774	501.8662263
113	7558.768418	-865.7684182
114	6547.750446	-1361.750446
115	5238.047037	-14.04703725
116	5495.904968	-156.9049685
117	5495.904968	296.0950315
118	6098.647883	-424.6478827
119	5605.494589	-254.4945892
120	5693.596049	-203.5960491
121	7191.320866	-280.3208662
122	8759.504129	-374.5041288
123	8255.606755	-1016.606755
124	6112.162702	-206.1627016
125	6215.305874	-745.3058741
126	5454.624977	-738.624977
127	4490.880959	-503.8809591
128	4570.387155	-242.3871545
129	5454.624977	-326.624977
130	6049.847035	-503.8470349
131	5435.285632	-117.2856322
132	5870.420891	-183.4208911
133	6901.852616	-682.852616
134	7127.478306	221.5216942
135	8783.141106	-109.1411058
136	8024.609025	-1014.609025
137	7494.925858	1246.074142
138	8142.79391	-38.79390994
139	9593.244773	635.755227
140	9831.763359	399.2366406
141	9580.351876	790.6481235
142	8555.3666	1282.6334
143	9000.171531	604.8284688
144	9664.155704	440.8442959

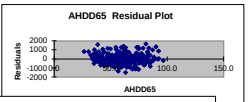

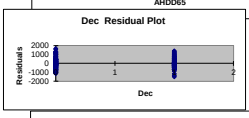

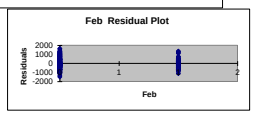

2/18/2008	1	8,482	78.0	0	1
2/19/2008	2	9,754	84.2	0	1
2/20/2008	3	9,161	81.4	0	1
2/21/2008	4	7,005	72.1	0	1
2/22/2008	5	6,358	56.6	0	1
2/23/2008	6	5,174	52.0	0	1
2/24/2008	7	4,561	43.7	0	1
2/25/2008	1	5,703	49.1	0	1
2/26/2008	2	6,211	53.3	0	1
2/27/2008	3	6,291	56.7	0	1
2/28/2008	4	5,506	54.1	0	1
2/29/2008	5	6,457	55.7	0	1
12/1/2008	1	5,478	52.9	1	0
12/2/2008	2	5,296	49.5	1	0
12/3/2008	3	6,649	60.5	1	0
12/4/2008	4	6,723	61.0	1	0
12/5/2008	5	6,619	59.4	1	0
12/6/2008	6	7,897	71.7	1	0
12/7/2008	7	8,135	62.1	1	0
12/8/2008	1	7,801	63.6	1	0
12/9/2008	2	7,743	64.1	1	0
12/10/2008	3	7,164	61.6	1	0
12/11/2008	4	8,629	76.0	1	0
12/12/2008	5	7,066	61.0	1	0
12/13/2008	6	6,748	62.2	1	0
12/14/2008	7	9,230	85.4	1	0
12/15/2008	1	10,094	89.4	1	0
12/16/2008	2	9,234	80.9	1	0
12/17/2008	3	8,625	74.2	1	0
12/18/2008	4	8,291	75.6	1	0
12/19/2008	5	7,302	61.6	1	0
12/20/2008	6	8,126	71.7	1	0
12/21/2008	7	9,027	82.1	1	0
12/22/2008	1	8,348	77.8	1	0
12/23/2008	2	7,504	67.3	1	0
12/24/2008	3	7,339	74.9	1	0
12/25/2008	4	5,751	63.2	1	0
12/26/2008	5	4,886	40.3	1	0
12/27/2008	6	6,759	64.7	1	0
12/28/2008	7	6,488	62.6	1	0
12/29/2008	1	7,303	63.7	1	0
12/30/2008	2	8,831	81.3	1	0
12/31/2008	3	8,104	75.2	1	0
1/1/2009	4	7,806	68.9	0	0
1/2/2009	5	7,684	71.3	0	0
1/3/2009	6	7,020	69.3	0	0
1/4/2009	7	9,952	87.7	0	0
1/5/2009	1	9,037	77.7	0	0
1/6/2009	2	7,691	61.5	0	0
1/7/2009	3	7,932	69.1	0	0
1/8/2009	4	7,834	68.3	0	0
1/9/2009	5	7,890	67.3	0	0
1/10/2009	6	6,882	63.0	0	0
1/11/2009	7	7,815	62.4	0	0
1/12/2009	1	9,953	87.2	0	0
1/13/2009	2	10,393	88.4	0	0
1/14/2009	3	11,491	92.4	0	0
1/15/2009	4	11,054	87.2	0	0
1/16/2009	5	9,183	80.3	0	0
1/17/2009	6	7,654	55.0	0	0
1/18/2009	7	7,717	58.3	0	0
1/19/2009	1	7,845	62.1	0	0
1/20/2009	2	6,272	50.3	0	0
1/21/2009	3	5,707	46.4	0	0
1/22/2009	4	6,247	60.0	0	0
1/23/2009	5	9,021	85.1	0	0
1/24/2009	6	9,278	84.4	0	0
1/25/2009	7	9,479	83.2	0	0
1/26/2009	1	10,341	78.8	0	0
1/27/2009	2	8,379	72.1	0	0
1/28/2009	3	7,533	65.4	0	0
1/29/2009	4	8,693	80.3	0	0
1/30/2009	5	6,822	62.5	0	0
1/31/2009	6	5,422	39.9	0	0
2/1/2009	7	6,821	66.1	0	1
2/2/2009	1	9,083	83.2	0	1
2/3/2009	2	9,093	76.5	0	1
2/4/2009	3	7,901	71.5	0	1
2/5/2009	4	5,918	49.4	0	1
2/6/2009	5	4,605	37.5	0	1
2/7/2009	6	5,205	48.6	0	1
2/8/2009	7	4,338	37.8	0	1
2/9/2009	1	4,245	33.9	0	1
2/10/2009	2	4,024	34.1	0	1
2/11/2009	3	4,468	41.4	0	1
2/12/2009	4	5,395	53.9	0	1
2/13/2009	5	5,947	58.3	0	1
2/14/2009	6	6,952	66.6	0	1
2/15/2009	7	6,915	60.9	0	1
2/16/2009	1	6,026	47.3	0	1
2/17/2009	2	6,473	56.7	0	1
2/18/2009	3	8,326	72.4	0	1
2/19/2009	4	7,759	63.9	0	1
2/20/2009	5	7,080	58.3	0	1
2/21/2009	6	6,813	64.9	0	1
2/22/2009	7	6,889	64.5	0	1
2/23/2009	1	6,168	60.5	0	1
2/24/2009	2	4,471	43.9	0	1
2/25/2009	3	6,357	64.3	0	1
2/26/2009	4	7,947	74.8	0	1
2/27/2009	5	8,430	73.4	0	1
2/28/2009	6	8,232	77.0	0	1

145	8255.606755	86.39324516
146	7465.91684	-314.9168405
147	6049.847035	1103.152965
148	5948.852678	-51.85267849
149	4835.765942	1578.234058
150	9419.190669	1650.809331
151	10564.50965	-35.50964729
152	8587.598841	-123.5988413
153	6285.600378	-215.6003783
154	5678.559832	224.4401681
155	5549.630866	45.36913369
156	4931.846239	325.1537606
157	6754.042287	285.9577133
158	7061.322988	-13.32298808
159	5516.324217	227.6757831
160	5466.901447	12.09855328
161	8431.193248	1100.806752
162	10755.13785	-184.1378528
163	9062.945179	-155.9451792
164	6874.375988	612.6240121
165	7483.56535	731.4346496
166	8730.953093	355.0469073
167	8950.132334	-693.1323342
168	5997.659022	-804.6590218
169	6446.761585	301.2384147
170	8753.515662	-271.5156617
171	9427.169507	326.830493
172	9118.814398	42.18560242
173	8120.689322	-1115.689322
174	6453.208034	-95.20803362
175	5965.42678	-791.4267804
176	5069.370469	-508.3704694
177	5646.327591	56.67240948
178	6100.802194	110.1978057
179	6469.324154	-178.3241543
180	6184.606022	-678.6060219
181	6358.660126	98.33987449
182	6140.549797	-662.5497965
183	5767.730204	-471.7302043
184	6954.951096	-305.9510959
185	7012.96913	-289.9691305
186	6832.468579	-213.4685786
187	8157.2137	-260.2137002
188	7122.558751	1012.441249
189	7288.01759	512.9824096
190	7336.365953	406.6340475
191	7068.838349	95.1616511
192	8617.060344	11.93965575
193	7007.59709	58.40290977
194	7132.228424	-384.2284237
195	9631.30154	-401.3015404
196	10057.84153	36.15846507
197	9141.371471	92.62852894
198	8422.592488	202.4075122
199	8577.307247	-286.3072465
200	7068.838349	233.1616511
201	8156.139292	-30.1392922
202	9279.970109	-252.9701091
203	8809.379385	-461.3793846
204	7687.697384	-183.6973838
205	8499.949867	-1160.949867
206	7247.190085	-1496.190085
207	4782.498025	103.5019746
208	7401.904843	-642.9048434
209	7184.874418	-696.8744179
210	7300.910487	2.089513007
211	9191.868649	-360.8686493
212	8535.405333	-431.4053327
213	8103.040812	-297.0408122
214	8355.526703	-671.5267032
215	8142.79391	-1122.79391
216	10124.00235	-172.0023481
217	9045.296669	-8.296669198
218	7302.606817	388.3931826
219	8123.454565	-191.4545651
220	8039.650737	-205.6507374
221	7930.061117	-40.06111668
222	7465.91684	-583.9168405
223	7401.452358	413.5476423
224	10065.98431	-112.9843136
225	10194.91328	198.0867208
226	10624.6765	866.2235021
227	10060.61227	993.3877266
228	9324.642761	-141.6427613
229	6606.390403	1047.609597
230	6960.945059	756.0549415
231	7364.922484	480.0775159
232	6100.344213	171.6557869
233	5677.027443	29.97255733
234	7138.222386	-891.2223862
235	9842.50744	-821.5074399
236	9760.852428	-482.8524283
237	9631.923463	-152.9234627
238	9158.109514	1182.890486
239	8441.479347	-62.47934693
240	7723.774772	-190.7747717
241	9319.270721	-626.2707211
242	7416.49407	-594.4940703
243	4987.257477	434.7425233
244	7480.342126	-659.3421263
245	9311.133438	-228.133438
246	8595.577679	497.4223212
247	8058.373655	-157.3736555
248	5688.229504	229.7704957
249	4400.014256	204.9857437
250	5597.979228	-392.9792284
251	4437.618538	-99.61853794
252	4018.5994	226.4006003
253	4040.087561	-16.08756065
254	4828.703067	-360.703067
255	6167.415493	-772.4154932
256	6642.30385	-695.3038498
257	7527.61608	-575.6160804
258	6919.501126	-4.501125908
259	5452.934142	573.0658579
260	6469.324154	3.675845676
261	8150.772747	175.2272525
262	7237.525908	521.4740923
263	6640.155034	439.8449662
264	7349.264345	-536.2643446
265	7304.139207	-415.1392066
266	6876.524804	-708.524804
267	5089.784222	-618.7842223
268	7285.87427	-928.8742698
269	8412.928311	-465.9283109
270	8266.808817	163.1911835
271	8649.298081	-417.2980812
271	8695.151315	-463.1513149
270	6246.431423	-740.4314234
271	6249.640274	207.3597258
272	7171.46123	-220.4612303
273	7538.020277	-215.0202772
274	6660.366416	733.6335841
275	7838.215422	200.7845779
276	7169.030412	625.9695885
277	8195.189325	453.8106752
278	8340.346417	499.6535834
279	8224.228926	719.7710739
280	6939.714676	1160.285324
281	7394.17677	788.8232297
282	6551.962614	-134.9626136
283	7160.691658	1298.308342
284	8312.974225	-134.9742254
285	6391.162663	103.837337
286	6327.162385	1268.837615
287	5690.98626	1015.01374
288	5855.676652	318.3233476
289	6387.272222	-646.2722216
290	5183.364609	-304.3646091
291	4671.023404	27.97659552
292	6255.65791	597.34209
293	7527.942965	-834.9429649
294	6663.493449	-1477.493449
295	5392.875804	-168.875804
296	5643.038425	-304.0384248
297	5643.038425	148.9615752
298	6058.383606	-384.3836056
299	5532.270998	-181.2709983
300	5718.433341	-228.4333413
301	7287.857656	-376.8576564
302	8625.552439	-240.5524385
303	8136.692984	-897.6929837
304	6057.216198	-151.2161984
305	5987.871302	-517.8713015
306	5202.214975	-486.2149751
307	4367.922294	-380.9222941
308	4561.452195	-233.452195
309	5419.301515	-291.3015154
310	5996.760232	-450.7602318
311	5400.539319	-82.53931888
312	5653.278796	33.7212038
313	6606.252684	-387.2526843
314	6925.835092	423.1649083

315	8648.484012	25.51598792
316	7912.588969	-902.5889693
317	7398.713252	1342.286748
318	8027.246837	76.75316287
319	9265.001634	963.9983662
320	9448.725463	782.274537
321	9305.507022	1065.492978
322	8427.50703	1410.49297
323	8859.037551	745.9624488
324	9503.2063	601.7937002
325	8136.692984	205.3070163
326	7201.160012	-50.16001232
327	5779.673691	1373.326309
328	5782.383446	114.6165542
329	4818.911226	1595.088774
330	9265.55181	1804.44819
331	10376.69078	152.309216
332	8458.777358	5.222642015
333	6193.571695	-123.5716953
334	5556.970597	346.0294029
335	5532.579401	62.42059907
336	5049.627881	207.3721186
337	6817.443735	222.556265
338	7115.554191	-67.55419139
339	5616.663155	127.3368448
340	5399.305374	79.69462572
341	8227.456574	1304.543426
342	10582.73731	-11.73730804
343	9057.441535	-150.4415352
344	6934.186291	552.8137087
345	7525.195483	689.8045171
346	8735.357161	350.642839
347	8778.585443	-521.5854434
348	5866.54684	-673.5468403
349	6402.936852	345.0631476
350	8757.24639	-275.2463903
351	9410.796237	343.2037629
352	9111.643436	49.35656359
353	8143.305625	-1138.305625
354	6356.177399	1.822601212
355	5835.276513	-661.2765127
356	5066.65152	-505.6515197
357	5742.78681	-39.78680983
358	6183.698429	27.30157103
359	6541.222508	-250.2225078
360	6265.001281	-759.0012807
361	6264.451105	192.5488955
362	6142.518537	120.4814625
363	7052.454293	-101.4542934
364	7409.523123	-86.52312262
365	6543.645703	850.3542967
366	7705.690221	333.3097791
367	7045.484398	749.5156024
368	8083.134417	565.8655827
369	8178.667338	661.3326616
370	8091.095853	852.9041466
371	6819.245642	1280.754358
372	7267.609721	915.3902787
373	6436.696473	-19.69647332
374	7037.257534	1421.742466
375	8199.338869	-21.33886906
376	6255.637915	239.3620847
377	6219.484329	1376.515671
378	5587.272782	1118.727218
379	5749.753343	424.2466575
380	6274.215912	-533.2159124
381	5086.462445	-207.4624453
382	4606.256086	92.74391387
383	6121.951378	731.0486221
384	7404.152723	-711.1527226
385	6546.730777	-1360.730777
386	5293.162399	-69.1623993
387	5539.968315	-200.9683146
388	5539.968315	252.0316854
389	5975.000558	-301.0005578
390	5408.27094	-57.27093961
391	5618.923269	-128.923269
392	7162.717207	-251.7172074
393	8542.405454	-157.4054539
394	8060.105561	-821.1055611
395	6008.531391	-102.5313906
396	5965.377173	-495.377173
397	5142.586418	-426.5864177
398	4346.476284	-359.4762844
399	4532.837689	-204.8376889
400	5379.176307	-251.1763067
401	5948.886628	-402.8866277
402	5360.665863	-42.66586302
403	5635.274261	51.72573863
404	6527.784617	-308.7846171
405	6870.066768	478.9332321
406	8565.029329	108.9706706
407	7839.008595	-829.0085954
408	7332.028111	1408.971889
409	7952.127973	151.8720268
410	9198.534663	1030.465337
411	9332.116829	898.8831708
412	9217.808037	1153.191963
413	8347.017438	1490.982562
414	8772.757641	832.2423586
415	9408.282873	696.7171268
416	8060.105561	281.8944389
417	7162.385862	-11.38586201
418	5712.296739	1440.703261
419	5741.958064	155.0419364
420	4786.84211	1627.15789
421	9173.817254	1896.182746
422	10270.04686	258.9531394
423	8377.868177	86.13182298
424	6186.85605	-116.8560503
425	5511.120486	391.8795138
426	5514.044504	80.95549645
427	5033.001579	223.9984211
428	6777.096713	262.9032866
429	7071.207096	-23.2070957
430	5592.42832	151.5716799
431	5403.247269	75.7527306
432	8145.773632	1386.226368
433	10496.43892	74.56108222
434	8987.038013	-80.03801288
435	6892.272807	594.7271929
436	7475.351782	739.6482181
437	8669.275397	416.724603
438	8737.183841	-480.1838413
439	5816.542806	-623.5428063
440	6372.723417	375.276583
441	8690.870915	-208.8709146
442	9335.651368	418.3486318
443	9040.512628	120.4873722
444	8085.168064	-1080.168064
445	6347.279895	10.72010475
446	5785.692067	-611.6920669
447	5054.368486	-493.3684864
448	5716.859636	-13.85963574
449	6151.855061	59.14493862
450	6504.581849	-213.5818486
451	6232.066984	-726.0669838
452	6256.784393	200.215607

PNG-GLGT Bemidji Peak Day Regression for Winter 2010

1	2	3	5
Date	(Mon=1) Dav	Bemidii Daily Meter	AHDD65
12/1/2006	5	6,363	58.3
12/2/2006	6	7,018	62.2
12/3/2006	7	6,895	66.5
12/4/2006	1	7,916	68.8
12/5/2006	2	6,240	57.7
12/6/2006	3	7,966	70.1
12/7/2006	4	7,208	67.4
12/8/2006	5	5,057	43.2
12/9/2006	6	4,522	30.5
12/10/2006	7	4,279	38.2
12/11/2006	1	4,131	34.2
12/12/2006	2	5,310	35.7
12/13/2006	3	4,806	35.2
12/14/2006	4	5,233	38.1
12/15/2006	5	5,439	41.8
12/16/2006	6	4,976	37.0
12/17/2006	7	5,713	47.2
12/18/2006	1	5,444	47.5
12/19/2006	2	4,565	37.1
12/20/2006	3	5,494	39.6
12/21/2006	4	4,746	46.4
12/22/2006	5	4,576	37.8
12/23/2006	6	4,748	40.0
12/24/2006	7	4,178	41.1
12/25/2006	1	4,949	48.2
12/26/2006	2	4,640	44.0
12/27/2006	3	4,539	39.5
12/28/2006	4	4,406	40.7
12/29/2006	5	4,600	37.8
12/30/2006	6	4,346	37.1
12/31/2006	7	6,138	42.9
1/1/2007	1	5,977	47.5
1/2/2007	2	5,449	42.5
1/3/2007	3	4,601	32.4
1/4/2007	4	4,355	26.5
1/5/2007	5	4,543	37.7
1/6/2007	6	4,679	40.7
1/7/2007	7	5,793	47.5
1/8/2007	1	6,072	50.9
1/9/2007	2	6,691	59.4
1/10/2007	3	5,549	53.8
1/11/2007	4	7,816	62.2
1/12/2007	5	9,186	77.8
1/13/2007	6	7,955	70.7
1/14/2007	7	8,053	70.6
1/15/2007	1	8,639	70.7
1/16/2007	2	7,598	67.8
1/17/2007	3	6,282	51.7
1/18/2007	4	6,594	52.8
1/19/2007	5	7,919	64.8
1/20/2007	6	5,917	56.6
1/21/2007	7	6,653	51.5
1/22/2007	1	6,444	48.4
1/23/2007	2	6,300	55.1
1/24/2007	3	6,795	54.0
1/25/2007	4	5,990	58.3
1/26/2007	5	5,439	42.9
1/27/2007	6	8,411	67.9
1/28/2007	7	7,505	73.1
1/29/2007	1	7,991	69.4
1/30/2007	2	7,653	71.9
1/31/2007	3	7,775	66.3
2/1/2007	4	8,684	75.2
2/2/2007	5	9,254	78.5
2/3/2007	6	10,369	92.7
2/4/2007	7	11,404	90.1
2/5/2007	1	10,581	83.8
2/6/2007	2	9,669	74.6
2/7/2007	3	9,381	82.1
2/8/2007	4	8,993	75.9
2/9/2007	5	9,511	82.1
2/10/2007	6	8,337	74.5
2/11/2007	7	7,402	62.5
2/12/2007	1	8,551	72.5
2/13/2007	2	8,837	74.9
2/14/2007	3	8,844	75.3
2/15/2007	4	7,523	68.0
2/16/2007	5	6,439	57.8
2/17/2007	6	6,882	62.7
2/18/2007	7	6,795	63.8
2/19/2007	1	5,442	48.8
2/20/2007	2	4,391	41.3
2/21/2007	3	5,909	44.5
2/22/2007	4	5,534	52.4
2/23/2007	5	5,903	51.3
2/24/2007	6	5,415	47.5
2/25/2007	7	4,839	42.8
2/26/2007	1	5,001	42.8
2/27/2007	2	4,898	42.6
2/28/2007	3	5,356	42.2
12/1/2007	6	6,263	55.1
12/2/2007	7	6,951	62.7
12/3/2007	1	7,323	65.1
12/4/2007	2	7,394	56.7
12/5/2007	3	8,039	68.0
12/6/2007	4	7,795	61.6
12/7/2007	5	8,649	73.0
12/8/2007	6	8,840	74.9
12/9/2007	7	8,944	72.8
12/10/2007	1	8,100	59.4
12/11/2007	2	8,183	63.7
12/12/2007	3	6,417	55.6
12/13/2007	4	8,459	61.5
12/14/2007	5	8,178	74.2
12/15/2007	6	6,495	56.2
12/16/2007	7	7,596	54.6
12/17/2007	1	6,706	47.4
12/18/2007	2	6,174	49.0
12/19/2007	3	5,741	54.1
12/20/2007	4	4,879	42.5
12/21/2007	5	4,699	39.2
12/22/2007	6	6,853	54.9
12/23/2007	7	6,693	66.1
12/24/2007	1	5,186	56.7
12/25/2007	2	5,224	44.5
12/26/2007	3	5,339	46.9
12/27/2007	4	5,792	46.9
12/28/2007	5	5,674	52.5
12/29/2007	6	5,351	47.9
12/30/2007	7	5,490	48.8
12/31/2007	1	6,911	62.7
1/1/2008	2	8,385	75.0
1/2/2008	3	7,239	70.4
1/3/2008	4	5,906	50.4
1/4/2008	5	5,470	51.4
1/5/2008	6	4,716	44.3
1/6/2008	7	3,987	35.3
1/7/2008	1	4,328	36.1
1/8/2008	2	5,128	44.3
1/9/2008	3	5,546	49.8
1/10/2008	4	5,318	44.1
1/11/2008	5	5,687	48.2
1/12/2008	6	6,219	57.8
1/13/2008	7	7,349	59.9
1/14/2008	1	8,674	75.3
1/15/2008	2	7,010	68.2
1/16/2008	3	8,741	63.3
1/17/2008	4	8,104	69.3
1/18/2008	5	10,229	82.8
1/19/2008	6	10,231	85.0
1/20/2008	7	10,371	82.7
1/21/2008	1	9,838	73.1
1/22/2008	2	9,605	77.3
1/23/2008	3	10,105	83.5
1/24/2008	4	8,342	70.4
1/25/2008	5	7,151	63.0
1/26/2008	6	7,153	49.8
1/27/2008	7	5,897	48.9
1/28/2008	1	6,414	38.5
1/29/2008	2	11,070	81.2
1/30/2008	3	10,529	91.8
1/31/2008	4	8,464	73.4
2/1/2008	5	6,070	55.0
2/2/2008	6	5,903	49.4
2/3/2008	7	5,595	48.2
2/4/2008	1	5,257	42.4
2/5/2008	2	7,040	59.4
2/6/2008	3	7,048	62.2
2/7/2008	4	5,744	47.8
2/8/2008	5	5,479	47.4
2/9/2008	6	9,532	75.0
2/10/2008	7	10,571	96.6
2/11/2008	1	8,907	80.9
2/12/2008	2	7,487	60.5
2/13/2008	3	8,215	66.2
2/14/2008	4	9,086	77.8
2/15/2008	5	8,257	79.8
2/16/2008	6	5,193	52.3
2/17/2008	7	6,748	56.5
2/18/2008	1	8,482	78.0
2/19/2008	2	9,754	84.2
2/20/2008	3	9,161	81.4
2/21/2008	4	7,005	72.1
2/22/2008	5	6,358	56.6
2/23/2008	6	5,174	52.0
2/24/2008	7	4,561	43.7
2/25/2008	1	5,703	49.1
2/26/2008	2	6,211	53.3
2/27/2008	3	6,291	56.7
2/28/2008	4	5,506	54.1
2/29/2008	5	6,457	55.7
12/1/2008	1	5,478	52.9
12/2/2008	2	5,296	49.5
12/3/2008	3	6,649	60.5
12/4/2008	4	6,723	61.0
12/5/2008	5	6,619	59.4
12/6/2008	6	7,897	71.7
12/7/2008	7	8,135	62.1

SUMMARY OUTPUT

Regression Statistics	
Multiple R	0.942527807
R Square	0.888358666
Adjusted R Square	0.887943643
Standard Error	572.8572422
Observations	271

ANOVA

	df	*SS*	*MS*	*F*	*ignificance F*
Regression	1	702438689.2	7E+08	2140.5	4E-130
Residual	269	88276497.95	328165		
Total	270	790715187.2			

	Coefficients	*Standard Error*	*t Stat*	*P-value*	*Lower 95%*	*Upper 95%*	*ower 95.0%*	*Upper 95.0%*
Intercept	460.5364	145.8492	3.1576	0.0018	173.385	747.688	173.385	747.688
AHDD65	108.3139	2.3411	46.2656	0.0000	103.705	112.923	103.705	112.923

RESIDUAL OUTPUT

Observation	*Predicted Throughput*	*Residuals*
1	6777.401572	-414.401572
2	7192.243709	-174.2437095
3	7662.325923	-767.3259227
4	7914.697249	1.302750793
5	6712.413248	-472.4132475
6	8049.006453	83.006453
7	7761.974687	-553.9746868
8	5139.695797	-82.69579673
9	3758.693903	763.3060971
10	4593.793872	-314.7938717
11	4169.203485	-38.20348548
12	4327.341742	982.6582584
13	4273.184805	532.8151955
14	4585.128762	647.8712383
15	4988.056373	450.9436269
16	4463.817223	512.1827772
17	5567.535599	145.4644009
18	5607.611733	-163.6117325
19	4474.64861	90.35138977
20	4748.682712	745.3172885
21	5480.8845	-734.8844999
22	4554.800877	21.199123
23	4788.758845	-40.75884489
24	4908.987245	-730.9872451
25	5675.849473	-726.8494731
26	5226.346896	-586.3468959
27	4741.10074	-202.1007403
28	4864.578557	-458.5785567
29	4554.800877	45.199123
30	4474.64861	-128.6486102
31	5111.534189	1026.465811
32	5607.611733	369.3882675
33	5064.959224	384.0407763
34	3969.905957	631.0940427
35	3330.854101	1024.145899
36	4548.302045	-5.302044562
37	4868.911112	-189.9111117
38	5601.1129	191.8870999
39	5971.546349	100.4536508
40	6890.048001	-199.0480009
41	6283.490306	-734.4903064
42	7192.243709	623.7562905
43	8883.023283	302.976717
44	8120.49361	-165.4936099
45	8109.662222	-56.66222245
46	8120.49361	518.5063901
47	7808.549653	-210.5496527
48	6060.363726	221.6362741
49	6179.508987	414.4910126
50	7479.275476	439.7245244
51	6592.184847	-675.1848474
52	6033.285257	619.7147426
53	5702.927942	741.0720583
54	6426.46462	-126.4646201
55	6309.485636	485.5143638
56	6775.235294	-785.2352945
57	5111.534189	327.4658105
58	7809.632791	601.3672086
59	8382.613185	-877.613185
60	7981.851851	9.148148898
61	8252.636536	-599.6365362
62	7646.078842	128.9211584
63	8606.822904	77.17709578
64	8961.009272	292.9907277
65	10495.81687	-126.8168672
66	10219.61649	1184.383512
67	9540.488498	1040.511502
68	8535.335747	1133.664253
69	9357.438051	23.5619488
70	8681.559477	311.4405227
71	9357.438051	153.5619488
72	8532.086331	-195.0863311
73	7234.48612	167.5138797
74	8307.876612	243.1233881
75	8571.079326	265.9206742
76	8612.238598	231.7614021
77	7830.212427	-307.2124275
78	6717.828941	-278.8289412
79	7251.81634	-369.8163402
80	7370.961602	-575.9616016
81	5750.586046	-308.5860462
82	4938.231991	-547.231991
83	5276.171278	632.828722
84	6139.432854	-605.432854
85	6017.038176	-114.0381763
86	5601.1129	-186.1129001
87	5096.370247	-257.3702471
88	5096.370247	-95.37024712
89	5079.040027	-181.0400273
90	5029.215645	326.7843548
91	6426.46462	-163.4646201
92	7251.81634	-300.8163402
93	7511.769638	-188.7696378
94	6599.766819	794.2331814
95	7823.713695	215.286405
96	7128.338524	666.6614762
97	8370.698659	278.3013412
98	8571.079326	268.9206742
99	8345.786468	598.2135322
100	6890.048001	1209.951999
101	7362.296492	820.7035083
102	6487.12039	-70.12038958
103	7119.67414	1339.326586
104	8493.093336	-315.0933365
105	6545.609882	-50.60988155
106	6374.473961	1221.526039
107	5592.44779	1113.55221
108	5763.583711	410.4162889
109	6315.984469	-574.9844686
110	5064.959224	-185.9592237
111	4708.606578	-9.606578117
112	6404.801845	448.1981547
113	7622.249789	-929.2497893
114	6603.016235	-1417.016235
115	5282.67011	-58.67011044
116	5542.623408	-203.6234081
117	5542.623408	249.3765919
118	6150.264241	-476.2642414
119	5653.10356	-302.1035596
120	5741.920936	-251.9209363
121	7251.81634	-340.8163402
122	8588.409546	-203.4095456
123	8080.417476	-841.4174765
124	5919.55569	-13.5556897
125	6023.537009	-553.5370088
126	5256.674781	-540.6747807
127	4285.099331	-298.0993307
128	4365.251597	-37.2515974 6
129	5256.674781	-128.6747807
130	5856.733643	-310.7336428
131	5237.178283	80.82171665
132	5675.849473	11.15052685
133	6715.662664	-496.6626638
134	6943.121799	405.8782008
135	8612.238598	61.76140208
136	7847.542647	-837.5426473
137	7313.555248	1427.444752
138	7966.687909	137.3120913
139	9428.925208	800.0747919
140	9669.382008	561.6179916
141	9415.927543	955.0724568
142	8382.613185	1455.386815
143	8831.032623	773.9673766
144	9500.412365	604.5876351
145	8080.417476	261.5825235
146	7284.310502	-133.3105024
147	5856.733643	1296.266357
148	5754.918601	142.0813988
149	4632.786866	1781.213134
150	9253.456732	1816.543268
151	10408.08263	120.9173708
152	8415.107347	48.8926528
153	6417.79951	-347.7995102
154	5805.826122	97.17387803
155	5675.849473	-80.84947315
156	5053.044698	203.9553025
157	6890.048001	149.9519991
158	7199.825681	-151.8256807
159	5642.272172	101.7278278
160	5592.44779	-113.4477901
161	8580.827574	951.1724255
162	10923.65667	-352.6566696
163	9217.713154	-310.7131537
164	7011.35954	475.6404601
165	7625.499206	589.5007944

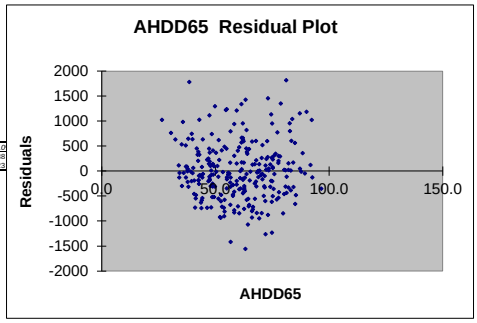

12/8/2008	1	7,801	63.6
12/9/2008	2	7,743	64.1
12/10/2008	3	7,164	61.6
12/11/2008	4	8,629	76.0
12/12/2008	5	7,066	61.0
12/13/2008	6	6,748	62.2
12/14/2008	7	9,230	85.4
12/15/2008	1	10,094	89.4
12/16/2008	2	9,234	80.9
12/17/2008	3	8,625	74.2
12/18/2008	4	8,291	75.6
12/19/2008	5	7,302	61.6
12/20/2008	6	8,126	71.7
12/21/2008	7	9,027	82.1
12/22/2008	1	8,348	77.8
12/23/2008	2	7,504	67.3
12/24/2008	3	7,339	74.9
12/25/2008	4	5,751	63.2
12/26/2008	5	4,886	40.3
12/27/2008	6	6,759	64.7
12/28/2008	7	6,488	62.6
12/29/2008	1	7,303	63.7
12/30/2008	2	8,831	81.3
12/31/2008	3	8,104	75.2
1/1/2009	4	7,806	68.9
1/2/2009	5	7,684	71.3
1/3/2009	6	7,020	69.3
1/4/2009	7	9,952	87.7
1/5/2009	1	9,037	77.7
1/6/2009	2	7,691	61.5
1/7/2009	3	7,932	69.1
1/8/2009	4	7,834	68.3
1/9/2009	5	7,890	67.3
1/10/2009	6	6,882	63.0
1/11/2009	7	7,815	62.4
1/12/2009	1	9,953	87.2
1/13/2009	2	10,393	88.4
1/14/2009	3	11,491	92.4
1/15/2009	4	11,054	87.2
1/16/2009	5	9,183	80.3
1/17/2009	6	7,654	55.0
1/18/2009	7	7,717	58.3
1/19/2009	1	7,845	62.1
1/20/2009	2	6,272	50.3
1/21/2009	3	5,707	46.4
1/22/2009	4	6,247	60.0
1/23/2009	5	9,021	85.1
1/24/2009	6	9,278	84.4
1/25/2009	7	9,479	83.2
1/26/2009	1	10,341	78.8
1/27/2009	2	8,379	72.1
1/28/2009	3	7,533	65.4
1/29/2009	4	8,693	80.3
1/30/2009	5	6,822	62.5
1/31/2009	6	5,422	39.9
2/1/2009	7	6,821	66.1
2/2/2009	1	9,083	83.2
2/3/2009	2	9,093	76.5
2/4/2009	3	7,901	71.5
2/5/2009	4	5,918	49.4
2/6/2009	5	4,605	37.5
2/7/2009	6	5,205	48.6
2/8/2009	7	4,338	37.8
2/9/2009	1	4,245	33.9
2/10/2009	2	4,024	34.1
2/11/2009	3	4,468	41.4
2/12/2009	4	5,395	53.9
2/13/2009	5	5,947	58.3
2/14/2009	6	6,952	66.6
2/15/2009	7	6,915	60.9
2/16/2009	1	6,026	47.3
2/17/2009	2	6,473	56.7
2/18/2009	3	8,326	72.4
2/19/2009	4	7,759	63.9
2/20/2009	5	7,080	58.3
2/21/2009	6	6,813	64.9
2/22/2009	7	6,889	64.5
2/23/2009	1	6,168	60.5
2/24/2009	2	4,471	43.9
2/25/2009	3	6,357	64.3
2/26/2009	4	7,947	74.8
2/27/2009	5	8,430	73.4
2/28/2009	6	8,232	77.0

166	8883.023283	202.976717
167	9103.983586	-846.983586
168	6127.518328	-934.5183278
169	6580.270321	167.7296788
170	8905.769197	-423.7691965
171	9584.897187	169.1028134
172	9274.036368	-113.0363682
173	8267.800479	-1262.800479
174	6586.769154	-228.7691537
175	6095.024166	-921.0241656
176	5191.686456	-630.6864563
177	5773.33196	-70.33195977
178	6231.499647	-20.49964688
179	6603.016235	-312.0162348
180	6315.984469	-809.9844686
181	6491.452945	-34.45294454
182	6192.506652	-714.5066522
183	5816.657509	-520.6575094
184	7013.525817	-364.5258173
185	7072.015309	-349.0153093
186	6890.048001	-271.0480009
187	8225.558068	-328.5580677
188	7182.495461	952.5045392
189	7349.298827	451.7011732
190	7398.04007	344.9599299
191	7128.338524	35.6614762
192	8689.141448	-60.14144847
193	7066.599616	-0.599615605
194	7192.243709	-444.2437095
195	9711.624419	-481.6244193
196	10141.6305	-47.63049913
197	9217.713154	16.28684629
198	8493.093336	131.9066635
199	8649.065315	-358.0653151
200	7128.338524	173.6614762
201	8224.474929	-98.47492891
202	9357.438051	-330.4380512
203	8883.023283	-535.023283
204	7752.226438	-248.2264382
205	8571.079326	-1232.079326
206	7308.139555	-1557.139555
207	4823.419285	62.58071542
208	7464.111533	-705.1115333
209	7245.317508	-757.3175077
210	7362.296492	-59.29649169
211	9268.620674	-437.6206745
212	8606.822904	-502.8229042
213	7926.611775	-120.6117754
214	8181.149379	-497.1493793
215	7966.687909	-946.6879087
216	9963.995746	-11.99574573
217	8876.524451	160.4755495
218	7119.673414	571.3265861
219	7947.191411	-15.19141141
220	7862.70659	-28.70658968
221	7752.226438	137.7735618
222	7284.310502	-402.3105024
223	7219.322178	595.677822
224	9905.506254	47.49374624
225	10035.4629	357.5170974
226	10468.7384	1022.261601
227	9900.09056	1153.90944
228	9158.140523	24.859477
229	6417.79951	1236.20049
230	6775.235294	941.7647055
231	7182.495461	662.5045392
232	5907.641164	364.3588364
233	5480.8845	226.1155001
234	6953.953187	-706.9531866
235	9680.213396	-659.2133958
236	9597.894852	-319.8948515
237	9467.918203	11.0817973
238	8990.254018	1350.745982
239	8267.800479	111.1995215
240	7544.2638	-11.26380005
241	9152.724829	-459.7248293
242	7234.48612	-412.4861203
243	4785.509429	636.4905713
244	7622.249789	-801.2497893
245	9467.918203	-384.9182027
246	8746.547802	346.4521983
247	8204.978432	-303.9784316
248	5815.574371	102.4256294
249	4516.891021	88.1089789
250	5724.590716	-519.5907165
251	4554.800877	-216.800877
252	4132.376768	112.6232317
253	4154.039543	-130.0395431
254	4949.063378	-481.0633784
255	6298.654249	-903.6542488
256	6777.401572	-830.401572
257	7669.907894	-717.9078939
258	7056.851367	-141.8513669
259	5578.366987	447.6330135
260	6603.016235	-130.0162348
261	8298.128363	27.87163675
262	7377.460434	381.5395659
263	6775.235294	304.7647055
264	7490.106863	-677.106863
265	7444.615036	-555.6150359
266	7013.525817	-845.5258173
267	5212.266092	-741.2660923
268	7426.201677	-1069.201677
269	8562.414216	-615.4142159
270	8415.107347	14.8926528
271	8800.704739	-568.7047387
270	8266.808817	163.1911835
271	8649.298081	-417.2980812
271	8695.151315	-463.1513149
270	6246.431423	-740.4314234
271	6249.640274	207.3597258
272	7171.46123	-220.4612303
273	7538.020277	-215.0202772
274	6660.366416	733.6335841
275	7838.215422	200.7845779
276	7169.030412	625.9695885
277	8195.189325	453.8106752
278	8340.346417	499.6535834
279	8224.228926	719.7710739
280	6939.714676	1160.285324
281	7394.17677	788.8232297
282	6551.962614	-134.9626136
283	7160.691658	1298.308342
284	8312.974225	-134.9742254
285	6391.162663	103.837337
286	6327.162385	1268.837615
287	5690.98626	1015.01374
288	5855.676652	318.3233476
289	6387.272222	-646.2722216
290	5183.364609	-304.3640091
291	4671.023404	27.97659552
292	6255.65791	597.34209
293	7527.942965	-834.9429649
294	6663.493449	-1477.493449
295	5392.875804	-168.875804
296	5643.038425	-304.0384248
297	5643.038425	148.9615752
298	6058.383606	-384.3836056
299	5532.270998	-181.2709983
300	5718.433341	-228.4333413
301	7287.857656	-376.8576564
302	8625.552439	-240.5524385
303	8136.692984	-897.6929837
304	6057.216198	-151.2161984
305	5987.871302	-517.8713015
306	5202.214975	-486.2149751
307	4367.922294	-380.9222941
308	4561.452195	-233.452195
309	5419.301515	-291.3015154
310	5996.760232	-450.7602318
311	5400.539319	-82.53931888
312	5663.278796	33.7212038
313	6606.252684	-387.2526843
314	6925.835092	423.1649083
315	8648.484012	25.51598792
316	7912.588969	-902.5889693
317	7398.713252	1342.286748
318	8027.246837	76.75316287
319	9265.001634	963.9983662
320	9448.725463	782.274537
321	9305.507022	1065.492978
322	8427.50703	1410.49297
323	8859.037551	745.9624488
324	9503.2063	601.7937002
325	8136.692984	205.3070163
326	7201.160012	-50.16001232
327	5779.673691	1373.326309
328	5782.383446	114.6165542
329	4818.911226	1595.088774
330	9265.55181	1804.44819
331	10376.69078	152.309216
332	8458.777358	5.222642015
333	6193.571695	-123.5716953
334	5556.970597	346.0294029
335	5532.579401	62.42059907
336	5049.627881	207.3721186
337	6817.443735	222.556265
338	7115.554191	-67.55419139
339	5616.663155	127.3368448
340	5399.305374	79.69462572
341	8227.456574	1304.543426
342	10582.73731	-11.73730804
343	9057.441535	-150.4415352
344	6934.186291	552.8137087
345	7525.195483	689.8045171
346	8735.357161	350.642839
347	8778.585443	-521.5854434
348	5866.54684	-673.5468403
349	6402.936852	345.0631476
350	8757.24639	-275.2463903
351	9410.796237	343.2037629
352	9111.643436	49.35656359

353	8143.305625	-1138.305625
354	6356.177399	1.822601212
355	5835.276513	-661.2765127
356	5066.65152	-505.6515197
357	5742.78681	-39.78680983
358	6183.698429	27.30157103
359	6541.222508	-250.2225078
360	6265.001281	-759.0012807
361	6264.451105	192.5488955
362	6142.518537	120.4814625
363	7052.454293	-101.4542934
364	7409.523123	-86.52312262
365	6543.645703	850.3542967
366	7705.690221	333.3097791
367	7045.484398	749.5156024
368	8083.134417	565.8655827
369	8178.667338	661.3326616
370	8091.095853	852.9041466
371	6819.245642	1280.754358
372	7267.609721	915.3902787
373	6436.696473	-19.69647332
374	7037.257534	1421.742466
375	8199.338869	-21.33886906
376	6255.637915	239.3620847
377	6219.484329	1376.515671
378	5587.272782	1118.727218
379	5749.753343	424.2466575
380	6274.215912	-533.2159124
381	5086.462445	-207.4624453
382	4606.256086	92.74391387
383	6121.951378	731.0486221
384	7404.152723	-711.1527226
385	6546.730777	-1360.730777
386	5293.162399	-69.1623993
387	5539.968315	-200.9683146
388	5539.968315	252.0316854
389	5975.000558	-301.0005578
390	5408.27094	-57.27093961
391	5618.923269	-128.923269
392	7162.717207	-251.7172074
393	8542.405454	-157.4054539
394	8060.105561	-821.1055611
395	6008.531391	-102.5313906
396	5965.377173	-495.377173
397	5142.586418	-426.5864177
398	4346.476284	-359.4762844
399	4532.837689	-204.8376889
400	5379.176307	-251.1763067
401	5948.886628	-402.8866277
402	5360.665863	-42.66586302
403	5635.274261	51.72573863
404	6527.784617	-308.7846171
405	6870.066768	478.9332321
406	8565.029329	108.9706706
407	7839.008595	-829.0085954
408	7332.028111	1408.971889
409	7952.127973	151.8720268
410	9198.534663	1030.465337
411	9332.116829	898.8831708
412	9217.808037	1153.191963
413	8347.417438	1490.982562
414	8772.757641	832.2423586
415	9408.282873	696.7171268
416	8060.105561	281.8944389
417	7162.385862	-11.38586201
418	5712.296739	1440.703261
419	5741.958064	155.0419364
420	4786.84211	1627.15789
421	9173.817254	1896.182746
422	10270.04686	258.9531394
423	8377.868177	86.13182298
424	6186.85605	-116.8560503
425	5511.120486	391.8795138
426	5514.044504	80.95495645
427	5033.001579	223.9984211
428	6777.096713	262.9032866
429	7071.207096	-23.2070957
430	5592.42832	151.5716799
431	5403.247269	75.7527306
432	8145.773632	1386.226368
433	10496.43892	74.56108222
434	8987.038013	-80.03801288
435	6892.272807	594.7271929
436	7475.351782	739.6482181
437	8669.275397	416.724603
438	8737.183841	-480.1838413
439	5816.542806	-623.5428063
440	6372.723417	375.276583
441	8690.870915	-208.8709146
442	9335.651368	418.3486318
443	9040.512628	120.4873722
444	8085.168064	-1080.168064
445	6347.279895	10.72010475
446	5785.692067	-611.6920669
447	5054.368486	-493.3684864
448	5716.859636	-13.85963574
449	6151.855061	59.14493862
450	6504.581849	-213.5818486
451	6232.066984	-726.0669838
452	6256.784393	200.215607

PNG-GLGT Bemidii Peak Day Reoression for Winter 2010

1	2	3	6
	(Mon=1)	Bemidii	
Date	Day	Daily Meter	HDDW65
12/1/2006	5	6,363	54.0
12/2/2006	6	7,018	58.4
12/3/2006	7	6,895	61.8
12/4/2006	1	7,916	64.3
12/5/2006	2	6,240	54.0
12/6/2006	3	7,966	65.9
12/7/2006	4	7,208	62.6
12/8/2006	5	5,057	40.0
12/9/2006	6	4,522	28.5
12/10/2006	7	4,279	35.6
12/11/2006	1	4,131	31.8
12/12/2006	2	5,310	33.4
12/13/2006	3	4,806	32.8
12/14/2006	4	5,233	35.7
12/15/2006	5	5,439	39.0
12/16/2006	6	4,976	34.7
12/17/2006	7	5,713	44.6
12/18/2006	1	5,444	44.0
12/19/2006	2	4,565	34.4
12/20/2006	3	5,494	36.8
12/21/2006	4	4,746	43.6
12/22/2006	5	4,576	35.3
12/23/2006	6	4,748	37.0
12/24/2006	7	4,178	38.4
12/25/2006	1	4,949	44.7
12/26/2006	2	4,640	41.0
12/27/2006	3	4,539	37.1
12/28/2006	4	4,406	37.8
12/29/2006	5	4,600	35.3
12/30/2006	6	4,346	34.4
12/31/2006	7	6,138	40.4
1/1/2007	1	5,977	44.0
1/2/2007	2	5,449	39.5
1/3/2007	3	4,601	30.0
1/4/2007	4	4,355	24.7
1/5/2007	5	4,543	35.3
1/6/2007	6	4,679	37.9
1/7/2007	7	5,793	44.6
1/8/2007	1	6,072	47.4
1/9/2007	2	6,691	55.7
1/10/2007	3	5,549	50.4
1/11/2007	4	7,816	58.4
1/12/2007	5	9,186	72.0
1/13/2007	6	7,955	66.3
1/14/2007	7	8,053	65.6
1/15/2007	1	8,639	66.3
1/16/2007	2	7,598	63.2
1/17/2007	3	6,282	48.2
1/18/2007	4	6,594	49.2
1/19/2007	5	7,919	60.0
1/20/2007	6	5,917	52.9
1/21/2007	7	6,653	48.1
1/22/2007	1	6,444	45.1
1/23/2007	2	6,300	51.0
1/24/2007	3	6,795	50.0
1/25/2007	4	5,990	54.3
1/26/2007	5	5,439	40.4
1/27/2007	6	8,411	64.2
1/28/2007	7	7,505	68.1
1/29/2007	1	7,991	65.1
1/30/2007	2	7,653	66.8
1/31/2007	3	7,775	61.6
2/1/2007	4	8,684	69.9
2/2/2007	5	9,254	72.9
2/3/2007	6	10,369	86.1
2/4/2007	7	11,404	83.9
2/5/2007	1	10,581	79.4
2/6/2007	2	9,669	69.7
2/7/2007	3	9,381	76.8
2/8/2007	4	8,993	70.7
2/9/2007	5	9,511	76.8
2/10/2007	6	8,337	69.0
2/11/2007	7	7,402	58.3
2/12/2007	1	8,551	67.7
2/13/2007	2	8,837	70.2
2/14/2007	3	8,844	70.1
2/15/2007	4	7,523	63.0
2/16/2007	5	6,439	53.7
2/17/2007	6	6,882	59.1
2/18/2007	7	6,795	59.5
2/19/2007	1	5,442	45.7
2/20/2007	2	4,391	38.5
2/21/2007	3	5,909	41.9
2/22/2007	4	5,534	48.7
2/23/2007	5	5,903	48.4
2/24/2007	6	5,415	44.6
2/25/2007	7	4,839	39.8
2/26/2007	1	5,001	39.8
2/27/2007	2	4,898	40.0
2/28/2007	3	5,356	39.4
12/1/2007	6	6,263	51.0
12/2/2007	7	6,951	58.4
12/3/2007	1	7,323	60.8
12/4/2007	2	7,394	52.7
12/5/2007	3	8,039	63.9
12/6/2007	4	7,795	57.0
12/7/2007	5	8,649	67.8
12/8/2007	6	8,840	70.2
12/9/2007	7	8,944	68.3
12/10/2007	1	8,100	55.3
12/11/2007	2	8,183	59.0
12/12/2007	3	6,417	51.7
12/13/2007	4	8,459	58.3
12/14/2007	5	8,178	69.8
12/15/2007	6	6,495	52.3
12/16/2007	7	7,596	51.0
12/17/2007	1	6,706	44.6
12/18/2007	2	6,174	46.2
12/19/2007	3	5,741	50.4
12/20/2007	4	4,879	39.5
12/21/2007	5	4,699	36.5
12/22/2007	6	6,853	51.5
12/23/2007	7	6,693	62.7
12/24/2007	1	5,186	52.7
12/25/2007	2	5,224	41.5
12/26/2007	3	5,339	44.3
12/27/2007	4	5,792	44.3
12/28/2007	5	5,674	49.4
12/29/2007	6	5,351	45.2
12/30/2007	7	5,490	45.4
12/31/2007	1	6,911	58.4
1/1/2008	2	8,385	70.4
1/2/2008	3	7,239	65.7
1/3/2008	4	5,906	47.3
1/4/2008	5	5,470	47.7
1/5/2008	6	4,716	41.0
1/6/2008	7	3,987	32.8
1/7/2008	1	4,328	33.9
1/8/2008	2	5,128	41.0
1/9/2008	3	5,546	46.4
1/10/2008	4	5,318	41.2
1/11/2008	5	5,687	44.7
1/12/2008	6	6,219	54.0
1/13/2008	7	7,349	55.9
1/14/2008	1	8,674	70.1
1/15/2008	2	7,010	63.6
1/16/2008	3	8,741	59.1
1/17/2008	4	8,104	64.8
1/18/2008	5	10,229	78.3
1/19/2008	6	10,231	79.0
1/20/2008	7	10,371	77.0
1/21/2008	1	9,838	68.1
1/22/2008	2	9,605	72.5
1/23/2008	3	10,105	77.5
1/24/2008	4	8,342	65.7
1/25/2008	5	7,151	58.9
1/26/2008	6	7,153	46.4
1/27/2008	7	5,897	45.8
1/28/2008	1	6,414	35.8
1/29/2008	2	11,070	78.4
1/30/2008	3	10,529	86.1
1/31/2008	4	8,464	68.0
2/1/2008	5	6,070	51.3
2/2/2008	6	5,903	46.1
2/3/2008	7	5,595	44.7
2/4/2008	1	5,257	39.5
2/5/2008	2	7,040	55.3
2/6/2008	3	7,048	58.7
2/7/2008	4	5,744	44.9
2/8/2008	5	5,479	44.6
2/9/2008	6	9,532	71.7
2/10/2008	7	10,571	91.4
2/11/2008	1	8,907	75.6
2/12/2008	2	7,487	56.0
2/13/2008	3	8,215	61.8
2/14/2008	4	9,086	72.0
2/15/2008	5	8,257	74.6
2/16/2008	6	5,193	48.6
2/17/2008	7	6,748	53.1
2/18/2008	1	8,482	73.3
2/19/2008	2	9,754	78.0
2/20/2008	3	9,161	76.5
2/21/2008	4	7,005	67.2
2/22/2008	5	6,358	53.6
2/23/2008	6	5,174	49.1

SUMMARY OUTPUT

Regression Statistics	
Multiple R	0.943734983
R Square	0.890635718
Adjusted R Square	0.890229159
Standard Error	566.9851096
Observations	271

ANOVA

	df	*SS*	*MS*	*F*	*ignificance F*
Regression	1	704239188.4	704239188.4	2190.67	2.8E-131
Residual	269	86475998.79	321472.1		
Total	270	790715187.2			

	Coefficients	*Standard Error*	*t Stat*	*P-value*	*Lower 95%*	*Upper 95%*	*Lower 95.0%*	*Upper 95.0%*
Intercept	464.4507	144.0988	3.2231	0.0014	180.7457	748.1556	180.7457	748.1556
HDDW65	115.9020	2.4763	46.8046	0.0000	111.0266	120.7773	111.0266	120.7773

RESIDUAL OUTPUT

Observation	*Predicted Throughput*	*Residuals*
1	6723.156359	-360.1563593
2	7237.471294	-219.4712945
3	7622.845302	-727.8453023
4	7919.844068	-3.844067679
5	6717.361261	-477.3612614
6	8099.492101	-133.4921014
7	7720.637579	-512.6375787
8	5100.528958	-43.5289581
9	3762.585739	759.4142607
10	4584.765248	-305.7652484
11	4150.132909	-19.13290983
12	4331.229717	978.770283
13	4266.034866	539.9651339
14	4602.150542	630.849458
15	4978.831903	460.168097
16	4480.453487	495.5465131
17	5632.229187	80.77081311
18	5564.136787	-120.136787
19	4454.375547	110.6244534
20	4726.020759	767.9792412
21	5517.051617	-771.0516169
22	4558.687308	17.31269194
23	4752.823086	-4.823086418
24	4913.637052	-735.6370521
25	5647.441319	-698.4413188
26	5216.430915	-576.4309153
27	4758.618184	-219.6181843
28	4841.198329	-435.1983288
29	4558.687308	41.31269194
30	4454.375547	-108.3755466
31	5143.992192	994.0078079
32	5564.136787	412.863213
33	5041.129205	407.870795
34	3941.509386	659.4906142
35	3325.780238	1029.219762
36	4552.89221	-9.892210199
37	4860.032297	-181.0323969
38	5636.57551	156.4244897
39	5958.203442	113.7965584
40	6914.394589	-223.3945887
41	6305.909313	-756.9093133
42	7237.471294	578.5287055
43	8809.391589	376.6084106
44	8148.750433	-193.7504332
45	8066.170289	-13.17028868
46	8148.750433	490.2495668
47	7789.454366	-191.4543658
48	6048.027458	233.9725416
49	6166.826965	427.1730354
50	7418.568103	500.4318973
51	6597.112981	-680.1129808
52	6037.16165	615.83835
53	5691.62894	752.37106
54	6375.450488	-75.45048761
55	6259.54853	535.4514696
56	6759.375721	-769.3757209
57	5143.992192	295.0078079
58	7901.01	509.9900004
59	8361.72028	-856.7202796
60	8009.668085	-18.66808453
61	8209.598961	-556.5989607
62	7605.460009	169.5399913
63	8561.651156	122.3488442
64	8913.703351	340.2966491
65	10439.26286	-70.26286293
66	10192.9712	1211.028796
67	9663.444137	917.5558633
68	8539.195152	1129.804848
69	9362.823435	18.17656483
70	8661.616594	331.3834061
71	9362.823435	148.1765648
72	8461.685718	-124.6857177
73	7217.188452	184.811548
74	8311.737561	239.2624394
75	8600.768066	236.2319336
76	8590.626645	253.3733549
77	7766.273974	-243.2739744
78	6684.039449	-245.0394487
79	7317.15389	-435.1538901
80	7354.822026	-559.8220262
81	5755.376016	-313.3760164
82	4928.124797	-537.1247967
83	5323.640226	585.3597742
84	6108.151599	-574.1515988
85	6071.20785	-168.2078499
86	5636.57551	-221.5755103
87	5071.553469	-232.5534688
88	5071.553469	-70.5534688
89	5097.631409	-199.6314092
90	5033.885333	322.1146673
91	6375.450488	-112.4504876
92	7236.02252	-285.02252
93	7515.635992	-192.6359918
94	6566.688717	827.311283
95	7874.932059	164.0679407
96	7070.862231	724.137769
97	8326.949692	322.0503076
98	8600.768066	239.2319336
99	8374.75925	569.2407502
100	6873.826904	1226.171096
101	7302.666145	880.3338546
102	6453.684309	-36.68430874
103	7221.534775	1237.465225
104	8548.612186	-370.6121856
105	6530.469355	-35.46935541
106	6378.348037	1217.651963
107	5629.331638	1076.668362
108	5819.121093	354.8789071
109	6301.56299	-560.5629899
110	5041.129205	-162.129205
111	4699.218431	-0.2184312
112	6427.606368	425.3936316
113	7731.503387	-1038.503387
114	6568.861879	-1382.861879
115	5271.484345	-47.48434501
116	5596.009825	-257.0098253
117	5596.009825	195.9901747
118	6190.731743	-516.7317433
119	5707.565459	-356.5654591
120	5729.297076	-239.2970761
121	7236.02252	-325.02252
122	8618.15336	-233.15336
123	8084.279969	-845.2799695
124	5940.818148	-34.81814801
125	5992.974029	-522.9740288
126	5216.430915	-500.4309153
127	4265.310479	-278.3104788
128	4394.251406	-66.25140624
129	5216.430915	-88.43091533
130	5843.750259	-297.7502588
131	5241.060081	76.93991876
132	5647.441319	39.55868123
133	6719.534423	-500.5344231
134	6946.992014	402.0079858
135	8590.626645	83.37335498
136	7830.020051	-820.0200508
137	7318.602665	1422.397335
138	7970.551174	133.448826
139	9539.57392	689.4260801
140	9617.807741	613.1922589
141	9391.798924	979.2010755
142	8361.72028	1476.27972
143	8861.54747	743.4525298
144	9448.301129	656.6988714
145	8084.279969	257.7200305
146	7288.178401	-137.1784008
147	5843.750259	1309.249741
148	5775.657859	121.342141
149	4610.843189	1803.156811
150	9548.266567	1521.733433
151	10443.60919	85.39081368
152	8345.78376	118.2162395

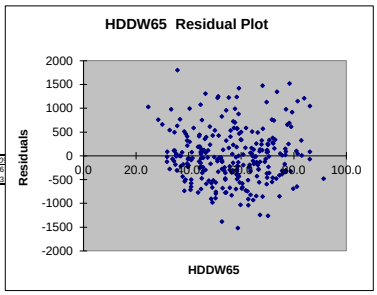

2/24/2008	7	4,561	41.0
2/25/2008	1	5,703	45.6
2/26/2008	2	6,211	49.8
2/27/2008	3	6,291	52.7
2/28/2008	4	5,506	50.4
2/29/2008	5	6,457	52.8
12/1/2008	1	5,478	49.0
12/2/2008	2	5,296	46.8
12/3/2008	3	6,649	56.4
12/4/2008	4	6,723	56.7
12/5/2008	5	6,619	55.7
12/6/2008	6	7,897	66.6
12/7/2008	7	8,135	57.6
12/8/2008	1	7,801	59.3
12/9/2008	2	7,743	59.9
12/10/2008	3	7,164	58.1
12/11/2008	4	8,629	70.6
12/12/2008	5	7,066	56.6
12/13/2008	6	6,748	58.4
12/14/2008	7	9,230	81.2
12/15/2008	1	10,094	83.0
12/16/2008	2	9,234	75.6
12/17/2008	3	8,625	69.8
12/18/2008	4	8,291	70.7
12/19/2008	5	7,302	57.0
12/20/2008	6	8,126	67.2
12/21/2008	7	9,027	76.8
12/22/2008	1	8,348	72.0
12/23/2008	2	7,504	63.5
12/24/2008	3	7,339	70.2
12/25/2008	4	5,751	58.7
12/26/2008	5	4,886	37.5
12/27/2008	6	6,759	60.2
12/28/2008	7	6,488	58.0
12/29/2008	1	7,303	59.0
12/30/2008	2	8,831	75.5
12/31/2008	3	8,104	69.9
1/1/2009	4	7,806	64.8
1/2/2009	5	7,684	66.0
1/3/2009	6	7,020	64.6
1/4/2009	7	9,952	81.5
1/5/2009	1	9,037	72.6
1/6/2009	2	7,691	57.3
1/7/2009	3	7,932	64.0
1/8/2009	4	7,834	64.5
1/9/2009	5	7,890	63.5
1/10/2009	6	6,882	58.9
1/11/2009	7	7,815	58.5
1/12/2009	1	9,953	81.0
1/13/2009	2	10,393	82.9
1/14/2009	3	11,491	86.1
1/15/2009	4	11,054	81.4
1/16/2009	5	9,183	74.8
1/17/2009	6	7,654	51.3
1/18/2009	7	7,717	54.3
1/19/2009	1	7,845	57.6
1/20/2009	2	6,272	46.7
1/21/2009	3	5,707	43.6
1/22/2009	4	6,247	55.7
1/23/2009	5	9,021	79.8
1/24/2009	6	9,278	78.9
1/25/2009	7	9,479	77.0
1/26/2009	1	10,341	73.6
1/27/2009	2	8,379	67.2
1/28/2009	3	7,533	60.8
1/29/2009	4	8,693	74.5
1/30/2009	5	6,822	58.3
1/31/2009	6	5,422	38.4
2/1/2009	7	6,821	62.7
2/2/2009	1	9,083	77.0
2/3/2009	2	9,093	72.2
2/4/2009	3	7,901	66.6
2/5/2009	4	5,918	46.5
2/6/2009	5	4,605	34.8
2/7/2009	6	5,205	45.0
2/8/2009	7	4,338	35.0
2/9/2009	1	4,245	31.9
2/10/2009	2	4,024	31.8
2/11/2009	3	4,468	38.9
2/12/2009	4	5,395	50.2
2/13/2009	5	5,947	54.0
2/14/2009	6	6,952	62.4
2/15/2009	7	6,915	56.9
2/16/2009	1	6,026	44.2
2/17/2009	2	6,473	52.7
2/18/2009	3	8,326	67.0
2/19/2009	4	7,759	60.1
2/20/2009	5	7,080	54.3
2/21/2009	6	6,813	60.5
2/22/2009	7	6,889	60.5
2/23/2009	1	6,168	56.4
2/24/2009	2	4,471	40.7
2/25/2009	3	6,357	59.7
2/26/2009	4	7,947	69.7
2/27/2009	5	8,430	69.3
2/28/2009	6	8,232	71.8

153	6404.425977	-334.4259769
154	5809.704059	93.29594111
155	5647.441319	-52.44131877
156	5042.577979	214.4220205
157	6873.828904	166.1710963
158	7269.344333	-221.3443327
159	5662.653451	81.34654934
160	5629.331638	-150.331638
161	8770.274679	761.7253212
162	11052.09446	-481.0944618
163	9221.567925	-314.5679248
164	695.4.960274	532.0397262
165	7629.364787	585.6352126
166	8809.391589	276.6084106
167	9107.839129	-850.8391293
168	6097.28579	-904.2857903
169	6621.742147	126.2578533
170	8961.512908	-479.5129083
171	9504.803333	249.1966672
172	9334.572333	-173.5723331
173	8247.267097	-1242.267097
174	6671.000479	-313.0004785
175	6153.787994	-979.7879944
176	5210.635817	-649.6358175
177	5745.233595	-42.23359518
178	6236.368139	-25.36813894
179	6568.861879	-277.8618787
180	6301.56299	-795.5629899
181	6584.074011	-127.0740106
182	6143.646573	-665.6465732
183	5884.315944	-588.3159439
184	6998.423508	-349.4235077
185	7036.091644	-313.0916438
186	6914.394589	-295.3945887
187	8181.347859	-284.3478587
188	7144.749729	990.2502713
189	7331.641635	469.3563653
190	7401.907196	341.0928037
191	7192.559286	-28.55928607
192	8642.058139	-13.05813866
193	7029.572159	36.42784128
194	7237.471294	-489.4712945
195	9877.13837	-647.1383704
196	10087.21067	6.789332153
197	9221.567925	12.4320752
198	8548.612186	76.38781436
199	8652.923947	-361.9239471
200	7070.862231	231.137769
201	8253.062195	-127.0621947
202	9362.823435	-335.8234352
203	8809.391589	-461.3915894
204	7827.122502	-323.1225019
205	8600.768066	-1261.768066
206	7270.793107	-1519.793107
207	4813.671614	72.32838604
208	7446.094818	-687.0948175
209	7186.764188	-698.7641882
210	7302.666145	0.333854561
211	9217.945989	-386.9459886
212	8561.651156	-457.6511558
213	7976.346272	-170.3462718
214	8113.979846	-429.979846
215	7948.819557	-928.819557
216	9909.011409	42.98859139
217	8880.381538	156.6184618
218	7102.735269	588.2647308
219	7882.175932	49.82406842
220	7938.678136	-104.6781357
221	7827.122502	62.8774981
222	7288.178401	-406.1784008
223	7244.715167	570.2848332
224	9852.505204	100.4907955
225	10069.82537	323.1746257
226	10443.60919	1047.390814
227	9903.940698	1150.059302
228	9136.814619	46.18538142
229	6404.425977	1249.574023
230	6759.375721	957.6242791
231	7144.749729	700.2502713
232	5877.796459	394.2035412
233	5517.051617	189.9483831
234	6918.740912	-671.7409121
235	9713.426856	-692.4268558
236	9603.319996	-325.3199964
237	9388.901376	90.09862445
238	8994.110334	1346.889666
239	8247.267097	131.7329032
240	7505.494571	27.50542941
241	9102.768419	-409.7684186
242	7217.188452	-395.188452
243	4910.739503	511.2604969
244	7731.503387	-910.5033872
245	9388.901376	-305.9013755
246	8831.123206	261.8767936
247	8186.418569	-285.4185693
248	5853.89168	64.10831991
249	4495.665619	109.3343812
250	5680.038744	-475.0387442
251	4521.019172	-183.019172
252	4158.825556	86.17444438
253	4147.23536	-123.2353599
254	4967.241707	-499.2417073
255	6285.626471	-890.6264708
256	6723.156359	-776.1563593
257	7696.7328	-744.7328
258	7060.72081	-145.7208097
259	5922.246468	443.7535322
260	6568.861879	-95.86187874
261	8229.881803	96.11819674
262	7425.811975	333.188025
263	6759.375721	320.6242791
264	7473.621532	-660.6215324
265	7470.723963	-581.7239834
266	6998.423508	-830.4235077
267	5186.731039	-715.7310388
268	7388.143839	-1031.143839
269	8542.817088	-595.8170878
270	8496.456305	-66.45630489
271	8780.4161	-548.4161001
270	8266.808817	163.1911835
271	8649.298081	-417.2980812
271	8695.151315	-463.1513149
270	6246.431423	-740.4314234
271	6249.640274	207.3597258
272	7171.46123	-220.4612303
273	7538.020277	-215.0202772
274	6660.366416	733.6335841
275	7838.215422	200.7845779
276	7169.030412	625.9695885
277	8195.189325	453.8106752
278	8340.346417	499.6535834
279	8224.228926	719.7710739
280	6939.714676	1160.285324
281	7394.17677	788.8232297
282	6551.962614	-134.9626136
283	7160.691658	1298.308342
284	8312.974225	-134.9742254
285	6391.162663	103.837337
286	6327.162385	1268.837615
287	5690.98626	1015.01374
288	5855.676652	318.3233476
289	6387.272222	-646.2722216
290	5183.364609	-304.3646091
291	4671.023404	27.97659552
292	6255.65791	597.34209
293	7527.942965	-834.9429649
294	6663.493449	-1477.493449
295	5392.875804	-168.875804
296	5643.038425	-304.0384248
297	5643.038425	148.9615752
298	6058.383606	-384.3836056
299	5532.270998	-181.2709983
300	5718.433341	-228.4333413
301	7287.857656	-376.8576564
302	8625.552439	-240.5524385
303	8136.692984	-897.6929837
304	6057.216198	-151.2161984
305	5987.871302	-517.8713015
306	5202.214975	-486.2149751
307	4367.922294	-380.9222941
308	4561.452195	-233.452195
309	5419.301515	-291.3015154
310	5996.760232	-450.7602318
311	5400.539319	-82.53931888
312	5653.278796	33.7212038
313	6606.252684	-387.2526843
314	6925.835092	423.1649083
315	8648.484012	25.51598792
316	7912.589969	-902.5889693
317	7398.713252	1342.286748
318	8027.246837	76.75316287
319	9265.001634	963.9983662
320	9448.725463	782.274537
321	9305.507022	1065.492978
322	8427.50703	1410.49297
323	8859.037551	745.9624488
324	9503.2063	601.7937002
325	8136.692984	205.3070163
326	7201.160012	-50.16001232

327	5779.673691	1373.326309
328	5782.383446	114.6165542
329	4818.911226	1595.088774
330	9265.55181	1804.44819
331	10376.69078	152.309216
332	8458.777358	5.222642015
333	6193.571695	-123.5716953
334	5556.970597	346.0294029
335	5532.579401	62.42059907
336	5049.627881	207.3721186
337	6817.443735	222.556265
338	7115.554191	-67.55419139
339	5616.663155	127.3368448
340	5399.305374	79.69462572
341	8227.456574	1304.543426
342	10582.73731	-11.73730804
343	9057.441535	-150.4415352
344	6934.186291	552.8137087
345	7525.195483	689.8045171
346	8735.357161	350.642839
347	8778.585443	-521.5854434
348	5866.54684	-673.5468403
349	6402.936852	345.0631476
350	8757.24639	-275.2463903
351	9410.796237	343.2037629
352	9111.643436	49.35656359
353	8143.305625	-1138.305625
354	6356.177399	1.822601212
355	5835.276513	-661.2765127
356	5066.65152	-505.6515197
357	5742.78681	-39.78680983
358	6183.698429	27.30157103
359	6541.222508	-250.2225078
360	6265.001281	-759.0012807
361	6264.451105	192.5488955
362	6142.518537	120.4814625
363	7052.454293	-101.4542934
364	7409.523123	-86.52312262
365	6543.645703	850.3542967
366	7705.690221	333.3097791
367	7045.484398	749.5156024
368	8083.134417	565.8655827
369	8178.667338	661.3326616
370	8091.095853	852.9041466
371	6819.245642	1280.754358
372	7267.609721	915.3902787
373	6436.696473	-19.69647332
374	7037.257534	1421.742466
375	8199.338869	-21.33886906
376	6255.637915	239.3620847
377	6219.484329	1376.515671
378	5587.272782	1118.727218
379	5749.753343	424.2466575
380	6274.215912	-533.2159124
381	5086.462445	-207.4624453
382	4606.256086	92.74391387
383	6121.951378	731.0486221
384	7404.152723	-711.1527226
385	6546.730777	-1360.730777
386	5293.162399	-69.1623993
387	5539.968315	-200.9683146
388	5539.968315	252.0316854
389	5975.000558	-301.0005578
390	5408.27094	-57.27093961
391	5618.923269	-128.923269
392	7162.717207	-251.7172074
393	8542.405454	-157.4054539
394	8060.105561	-821.1055611
395	6008.531391	-102.5313906
396	5965.377173	-495.377173
397	5142.586418	-426.5864177
398	4346.476284	-359.4762844
399	4532.837689	-204.8376889
400	5379.176307	-251.1763067
401	5948.886628	-402.8866277
402	5360.665863	-42.66586302
403	5635.274261	51.72573863
404	6527.784617	-308.7846171
405	6870.066768	478.9332321
406	8565.029329	108.9706706
407	7839.008595	-829.0085954
408	7332.028111	1408.971889
409	7952.127973	151.8720268
410	9198.534663	1030.465337
411	9332.116829	898.8831708
412	9217.808037	1153.191963
413	8347.017438	1490.982562
414	8772.757641	832.2423598
415	9408.282873	696.7171268
416	8060.105561	281.8944389
417	7162.385862	-11.38586201
418	5712.296739	1440.703261
419	5741.958064	155.0419364
420	4786.84211	1627.15789
421	9173.817254	1896.182746
422	10270.04686	258.9531394
423	8377.868177	86.13182298
424	6188.85605	-116.8560503
425	5511.120486	391.8795138
426	5514.044504	80.95549645
427	5033.001579	223.9984211
428	6777.096713	262.9032866
429	7071.207096	-23.2070957
430	5592.42832	151.5716799
431	5403.247269	75.7527306
432	8145.773632	1386.226368
433	10496.43992	74.56106222
434	8987.038013	-80.03801288
435	6892.272807	594.7271929
436	7475.351782	739.6482181
437	8669.275397	416.724603
438	8737.183841	-480.1838413
439	5816.542806	-623.5428063
440	6372.723417	375.276583
441	8690.870915	-208.8709146
442	9335.651368	418.3486318
443	9040.512628	120.4873722
444	8085.168064	-1080.168064
445	6347.279895	10.72010475
446	5785.692067	-611.6920669
447	5054.368486	-493.3684864
448	5716.859636	-13.85963574
449	6151.855061	59.14493862
450	6504.581849	-213.5818486
451	6232.066984	-726.0669838
452	6256.784393	200.215607

PNG-GLGT Bemidji Peak Day Regression for Winter 2010

1	2	3	4
	(Mon=1)	Bemidji	
Date	Day	Daily Meter	HDD65
12/1/2006	5	6,363	54.0
12/2/2006	6	7,018	55.0
12/3/2006	7	6,895	61.0
12/4/2006	1	7,916	62.0
12/5/2006	2	6,240	52.0
12/6/2006	3	7,966	62.0
12/7/2006	4	7,208	63.0
12/8/2006	5	5,057	40.0
12/9/2006	6	4,522	29.0
12/10/2006	7	4,279	36.0
12/11/2006	1	4,131	32.0
12/12/2006	2	5,310	34.0
12/13/2006	3	4,806	32.0
12/14/2006	4	5,233	34.0
12/15/2006	5	5,439	38.0
12/16/2006	6	4,976	33.0
12/17/2006	7	5,713	41.0
12/18/2006	1	5,444	44.0
12/19/2006	2	4,565	34.0
12/20/2006	3	5,494	37.0
12/21/2006	4	4,746	45.0
12/22/2006	5	4,576	36.0
12/23/2006	6	4,748	37.0
12/24/2006	7	4,178	37.0
12/25/2006	1	4,949	45.0
12/26/2006	2	4,640	40.0
12/27/2006	3	4,539	38.0
12/28/2006	4	4,406	38.0
12/29/2006	5	4,600	36.0
12/30/2006	6	4,346	34.0
12/31/2006	7	6,138	38.0
1/1/2007	1	5,977	44.0
1/2/2007	2	5,449	39.0
1/3/2007	3	4,601	30.0
1/4/2007	4	4,355	25.0
1/5/2007	5	4,543	34.0
1/6/2007	6	4,679	37.0
1/7/2007	7	5,793	42.0
1/8/2007	1	6,072	48.0
1/9/2007	2	6,691	53.0
1/10/2007	3	5,549	48.0
1/11/2007	4	7,816	55.0
1/12/2007	5	9,186	72.0
1/13/2007	6	7,955	68.0
1/14/2007	7	8,053	66.0
1/15/2007	1	8,639	68.0
1/16/2007	2	7,598	64.0
1/17/2007	3	6,282	47.0
1/18/2007	4	6,594	48.0
1/19/2007	5	7,919	60.0
1/20/2007	6	5,917	51.0
1/21/2007	7	6,653	49.0
1/22/2007	1	6,444	44.0
1/23/2007	2	6,300	51.0
1/24/2007	3	6.795	50.0
1/25/2007	4	5,990	55.0
1/26/2007	5	5,439	38.0
1/27/2007	6	8,411	59.0
1/28/2007	7	7,505	69.0
1/29/2007	1	7,991	62.0
1/30/2007	2	7,653	66.0
1/31/2007	3	7.775	62.0
2/1/2007	4	8,684	69.0
2/2/2007	5	9.254	72.0
2/3/2007	6	10,369	85.0
2/4/2007	7	11,404	85.0
2/5/2007	1	10,581	83.0
2/6/2007	2	9,669	71.0
2/7/2007	3	9,381	74.0
2/8/2007	4	8,993	69.0
2/9/2007	5	9.511	74.0
2/10/2007	6	8,337	69.0
2/11/2007	7	7,402	59.0
2/12/2007	1	8,551	69.0
2/13/2007	2	8,837	72.0
2/14/2007	3	8,844	71.0
2/15/2007	4	7,523	63.0
2/16/2007	5	6,439	53.0
2/17/2007	6	6,882	55.0
2/18/2007	7	6,795	58.0
2/19/2007	1	5,442	44.0
2/20/2007	2	4,391	39.0
2/21/2007	3	5,909	39.0
2/22/2007	4	5,534	49.0
2/23/2007	5	5,903	45.0
2/24/2007	6	5,415	42.0
2/25/2007	7	4.839	40.0
2/26/2007	1	5,001	40.0
2/27/2007	2	4,898	41.0
2/28/2007	3	5,356	38.0
12/1/2007	6	6,263	51.0
12/2/2007	7	6,951	57.0
12/3/2007	1	7,323	62.0
12/4/2007	2	7,394	52.0
12/5/2007	3	8,039	66.0
12/6/2007	4	7,795	57.0
12/7/2007	5	8,649	67.0
12/8/2007	6	8,840	72.0
12/9/2007	7	8,944	70.0
12/10/2007	1	8,100	56.0
12/11/2007	2	8,183	59.0
12/12/2007	3	6,417	52.0
12/13/2007	4	8,459	53.0
12/14/2007	5	8,178	72.0
12/15/2007	6	6,495	53.0
12/16/2007	7	7,596	52.0
12/17/2007	1	6,706	46.0
12/18/2007	2	6.174	48.0
12/19/2007	3	5,741	51.0
12/20/2007	4	4,879	39.0
12/21/2007	5	4,699	37.0
12/22/2007	6	6,853	49.0
12/23/2007	7	6,693	57.0
12/24/2007	1	5,186	53.0
12/25/2007	2	5,224	42.0
12/26/2007	3	5,339	46.0
12/27/2007	4	5,792	46.0
12/28/2007	5	5,674	51.0
12/29/2007	6	5,351	47.0
12/30/2007	7	5,490	46.0
12/31/2007	1	6,911	57.0
1/1/2008	2	8,385	67.0
1/2/2008	3	7,239	67.0
1/3/2008	4	5.906	45.0
1/4/2008	5	5,470	48.0
1/5/2008	6	4,716	41.0
1/6/2008	7	3,987	33.0
1/7/2008	1	4,328	35.0
1/8/2008	2	5,128	41.0
1/9/2008	3	5,546	47.0
1/10/2008	4	5,318	42.0
1/11/2008	5	5,687	45.0
1/12/2008	6	6,219	55.0
1/13/2008	7	7,349	57.0
1/14/2008	1	8,674	71.0
1/15/2008	2	7,010	62.0
1/16/2008	3	8,741	57.0
1/17/2008	4	8,104	66.0
1/18/2008	5	10,229	72.0
1/19/2008	6	10.231	78.0
1/20/2008	7	10,371	78.0
1/21/2008	1	9,838	69.0
1/22/2008	2	9,605	69.0
1/23/2008	3	10,105	78.0
1/24/2008	4	8,342	67.0
1/25/2008	5	7,151	60.0
1/26/2008	6	7,153	47.0
1/27/2008	7	5,897	47.0
1/28/2008	1	6.414	36.0
1/29/2008	2	11,070	66.0
1/30/2008	3	10,529	82.0
1/31/2008	4	8,464	68.0
2/1/2008	5	6,070	50.0
2/2/2008	6	5,903	47.0
2/3/2008	7	5,595	45.0
2/4/2008	1	5.257	40.0
2/5/2008	2	7,040	56.0
2/6/2008	3	7,048	61.0

SUMMARY OUTPUT

Regression Statistics	
Multiple R	0.933283951
R Square	0.871018934
Adjusted R Square	0.87053945
Standard Error	615.739311
Observations	271

ANOVA

	df	*SS*	*MS*	*F*	*ignificance F*
Regression	1	688727899.3	6.89E+08	1816.577	1.2E-121
Residual	269	101987287.9	379134.9		
Total	270	790715187.2			

	Coefficients	*Standard Error*	*t Stat*	*P-value*	*Lower 95%*	*Upper 95%*	*ower 95.0%*	*Upper 95.0%*
Intercept	537.3625401	156.480867	3.434046	0.000688	229.2796	845.4455	229.2796	845.4455
HDD65	115.4542959	2.708838669	42.62133	1.2E-121	110.1211	120.7875	110.1211	120.7875

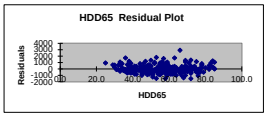

RESIDUAL OUTPUT

Observation	*Predicted Daily Meter*	*Residuals*
1	6771.894517	-408.8945175
2	6887.348813	130.6511866
3	7580.074589	-685.0745886
4	7695.528884	220.4711155
5	6540.985926	-300.9859257
6	7695.528884	270.4711155
7	7810.98318	-602.9831804
8	5155.534375	-98.5343752
9	3885.537121	636.4628794
10	4693.717192	-414.7171917
11	4231.900008	-100.9000082
12	4462.8086	847.1914001
13	4231.900008	574.0999918
14	4462.8086	770.1914001
15	4924.625783	514.3742166
16	4347.354304	628.6456959
17	5270.988671	442.0113289
18	5617.351559	-173.3515587
19	4462.8086	102.1914001
20	4809.171488	684.8285124
21	5732.805855	-986.8058546
22	4693.717192	-117.7171917
23	4809.171488	-61.17148757
24	4809.171488	-631.1714876
25	5732.805855	-783.8058546
26	5155.534375	-515.5343752
27	4924.625783	-385.6257834
28	4924.625783	-518.6257834
29	4693.717192	-93.71719169
30	4462.8086	-116.8085999
31	4924.625783	1213.374217
32	5617.351559	359.6484413
33	5040.080079	408.9199207
34	4000.991416	600.0085836
35	3423.719937	931.280063
36	4462.8086	80.19140006
37	4809.171488	-130.1714876
38	5386.442967	406.557033
39	6079.168742	-7.168742219
40	6656.440222	34.5597784
41	6079.168742	-530.1687422
42	6887.348813	928.6511866
43	8850.071843	335.9281567
44	8388.25466	-433.2546598
45	8157.346068	-104.346068
46	8388.25466	250.7453402
47	7926.437476	-328.4374763
48	5963.714446	318.2855537
49	6079.168742	514.8312578
50	7464.620293	454.3797073
51	6425.53163	-508.5316299
52	6194.623038	458.3769619
53	5617.351559	826.6484413
54	6425.53163	-125.5316299
55	6310.077334	484.922666
56	6887.348813	-897.3488134
57	4924.625783	514.3742166
58	7349.165997	1061.834003
59	8503.708956	-998.7089556
60	7695.528884	295.4711155
61	8157.346068	-504.346068
62	7695.528884	79.4711155
63	8503.708956	180.2910444
64	8850.071843	403.9281567
65	10350.97769	18.02231033
66	10350.97769	1053.02231
67	10120.0691	460.9309021
68	8734.617547	934.3824526
69	9080.980435	300.019565
70	8503.708956	489.2910444
71	9080.980435	430.019565
72	8503.708956	-166.7089556
73	7349.165997	52.83400313
74	8503.708956	47.29104436
75	8850.071843	-13.07184327
76	8734.617547	109.3824526
77	7810.98318	-287.9831804
78	6656.440222	-217.4402216
79	6887.348813	-5.348813359
80	7233.711701	-438.711701
81	5617.351559	-175.3515587
82	5040.080079	-649.0800793
83	5040.080079	868.9199207
84	6194.623038	-660.6230381
85	5732.805855	170.1941454
86	5386.442967	28.55703304
87	5155.534375	-316.5343752
88	5155.534375	-154.5343752
89	5270.988671	-372.9886711
90	4924.625783	431.3742166
91	6425.53163	-162.5316299
92	7118.257405	-167.2574051
93	7695.528884	-372.5288845
94	6540.985926	853.0140743
95	8157.346068	-118.346068
96	7118.257405	676.7425949
97	8272.800364	376.1996361
98	8850.071843	-10.07184327
99	8619.163252	324.8367485
100	7002.803109	1097.196891
101	7349.165997	833.8340031
102	6540.985926	-123.9859257
103	6656.440222	1802.559778
104	8850.071843	-672.0718433
105	6656.440222	-161.4402216
106	6540.985926	1055.014074
107	5848.26015	857.7398495
108	6079.168742	94.83125778
109	6425.53163	-684.5316299
110	5040.080079	-161.0800793
111	4809.171488	-110.1714876
112	6194.623038	658.3769619
113	7118.257405	-425.2574051
114	6656.440222	-1470.440222
115	5386.442967	-162.442967
116	5848.26015	-509.2601505
117	5848.26015	-56.26015046
118	6425.53163	-751.5316299
119	5963.714446	-612.7144463
120	5848.26015	-358.2601505
121	7118.257405	-207.2574051
122	8272.800364	112.1996361
123	8272.800364	-1033.800364
124	5732.805855	173.1941454
125	6079.168742	-609.1687422
126	5270.988671	-554.9886711
127	4347.354304	-360.3543041
128	4578.262896	-250.2628958
129	5270.988671	-142.9886711
130	5963.714446	-417.7144463
131	5386.442967	-68.44296696
132	5732.805855	-45.80585459
133	6887.348813	-668.3488134
134	7118.257405	230.7425949
135	8734.617547	-60.61754739

2/7/2008	4	5,744	46.0
2/8/2008	5	5,479	46.0
2/9/2008	6	9,532	63.0
2/10/2008	7	10,571	84.0
2/11/2008	1	8,907	77.0
2/12/2008	2	7,487	56.0
2/13/2008	3	8,215	63.0
2/14/2008	4	9,086	72.0
2/15/2008	5	8,257	76.0
2/16/2008	6	5,193	48.0
2/17/2008	7	6,748	50.0
2/18/2008	1	8,482	69.0
2/19/2008	2	9,754	78.0
2/20/2008	3	9,161	79.0
2/21/2008	4	7,005	68.0
2/22/2008	5	6,358	56.0
2/23/2008	6	5,174	51.0
2/24/2008	7	4,561	42.0
2/25/2008	1	5,703	45.0
2/26/2008	2	6,211	48.0
2/27/2008	3	6,291	53.0
2/28/2008	4	5,506	51.0
2/29/2008	5	6,457	48.0
12/1/2008	1	5,478	49.0
12/2/2008	2	5,296	43.0
12/3/2008	3	6,649	55.0
12/4/2008	4	6,723	56.0
12/5/2008	5	6,619	53.0
12/6/2008	6	7,897	67.0
12/7/2008	7	8,135	58.0
12/8/2008	1	7,801	60.0
12/9/2008	2	7,743	61.0
12/10/2008	3	7,164	54.0
12/11/2008	4	8,629	71.0
12/12/2008	5	7,066	57.0
12/13/2008	6	6,748	55.0
12/14/2008	7	9,230	73.0
12/15/2008	1	10,094	82.0
12/16/2008	2	9,234	77.0
12/17/2008	3	8,625	72.0
12/18/2008	4	8,291	72.0
12/19/2008	5	7,302	57.0
12/20/2008	6	8,126	64.0
12/21/2008	7	9,027	74.0
12/22/2008	1	8,348	72.0
12/23/2008	2	7,504	66.0
12/24/2008	3	7,339	72.0
12/25/2008	4	5,751	58.0
12/26/2008	5	4,886	38.0
12/27/2008	6	6,759	61.0
12/28/2008	7	6,488	58.0
12/29/2008	1	7,303	59.0
12/30/2008	2	8,831	76.0
12/31/2008	3	8,104	69.0
1/1/2009	4	7,806	61.0
1/2/2009	5	7,684	66.0
1/3/2009	6	7,020	63.0
1/4/2009	7	9,952	82.0
1/5/2009	1	9,037	74.0
1/6/2009	2	7,691	58.0
1/7/2009	3	7,932	64.0
1/8/2009	4	7,834	67.0
1/9/2009	5	7,890	66.0
1/10/2009	6	6,882	60.0
1/11/2009	7	7,815	60.0
1/12/2009	1	9,953	80.0
1/13/2009	2	10,393	85.0
1/14/2009	3	11,491	84.0
1/15/2009	4	11,054	83.0
1/16/2009	5	9,183	73.0
1/17/2009	6	7,654	50.0
1/18/2009	7	7,717	55.0
1/19/2009	1	7,845	58.0
1/20/2009	2	6,272	47.0
1/21/2009	3	5,707	45.0
1/22/2009	4	6,247	55.0
1/23/2009	5	9,021	76.0
1/24/2009	6	9,278	76.0
1/25/2009	7	9,479	77.0
1/26/2009	1	10,341	75.0
1/27/2009	2	8,379	68.0
1/28/2009	3	7,533	60.0
1/29/2009	4	8,693	75.0
1/30/2009	5	6,822	59.0
1/31/2009	6	5,422	33.0
2/1/2009	7	6,821	57.0
2/2/2009	1	9,083	77.0
2/3/2009	2	9,093	75.0
2/4/2009	3	7,901	65.0
2/5/2009	4	5,918	48.0
2/6/2009	5	4,605	35.0
2/7/2009	6	5,205	45.0
2/8/2009	7	4,338	35.0
2/9/2009	1	4,245	30.0
2/10/2009	2	4,024	31.0
2/11/2009	3	4,468	37.0
2/12/2009	4	5,395	49.0
2/13/2009	5	5,947	54.0
2/14/2009	6	6,952	64.0
2/15/2009	7	6,915	58.0
2/16/2009	1	6,026	45.0
2/17/2009	2	6,473	53.0
2/18/2009	3	8,326	67.0
2/19/2009	4	7,759	62.0
2/20/2009	5	7,080	55.0
2/21/2009	6	6,813	59.0
2/22/2009	7	6,889	62.0
2/23/2009	1	6,168	55.0
2/24/2009	2	4,471	41.0
2/25/2009	3	6,357	59.0
2/26/2009	4	7,947	68.0
2/27/2009	5	8,430	72.0
2/28/2009	6	8,232	70.0

136	7695.528884	-685.5288845
137	7118.257405	1622.742595
138	8157.346068	-53.34606801
139	8850.071843	1378.928157
140	9542.797619	688.2023815
141	9542.797619	828.2023815
142	8503.708956	1334.291044
143	8503.708956	1101.291044
144	9542.797619	562.2023815
145	8272.800364	69.19963611
146	7464.620293	-313.6202927
147	5963.714446	1189.285554
148	5963.714446	-66.71444634
149	4693.717192	1720.282808
150	8157.346068	2912.653932
151	10004.6148	524.385198
152	8388.25466	75.74534024
153	6310.077334	-240.077334
154	5963.714446	-60.71444634
155	5732.805855	-137.8058546
156	5155.534375	101.4656248
157	7002.803109	37.19689076
158	7580.074589	-532.0745886
159	5848.26015	-104.2601505
160	5848.26015	-369.2601505
161	7810.98318	1721.01682
162	10235.52339	335.4766062
163	9427.343323	-520.3433227
164	7002.803109	484.1968908
165	7810.98318	404.0168196
166	8850.071843	235.9281567
167	9311.889027	-1054.889027
168	6079.168742	-886.1687422
169	6310.077334	437.922666
170	8503.708956	-21.70895564
171	9542.797619	211.2023815
172	9658.251914	-497.2519144
173	8388.25466	-1383.25466
174	7002.803109	-644.8031092
175	6425.53163	-1251.53163
176	5386.442967	-825.442967
177	5732.805855	-29.80585459
178	6079.168742	131.8312578
179	6656.440222	-365.4402216
180	6425.53163	-919.5316299
181	6079.168742	377.8312578
182	6194.623038	-716.6230381
183	5501.897263	-205.8972628
184	6887.348813	-238.3488134
185	7002.803109	-279.8031092
186	6656.440222	-37.4402216
187	8272.800364	-375.8003639
188	7233.711701	901.288299
189	7464.620293	336.3797073
190	7580.074589	162.9254114
191	6771.894517	392.1054825
192	8734.617547	-105.6175474
193	7118.257405	-52.25740511
194	6887.348813	-139.3488134
195	8965.526139	264.4738609
196	10004.6148	89.38519796
197	9427.343323	-193.3433227
198	8850.071843	-225.0718433
199	8850.071843	-559.0718433
200	7118.257405	183.7425949
201	7926.437476	199.5625237
202	9080.980435	-53.98043503
203	8850.071843	-502.0718433
204	8157.346068	-653.346068
205	8850.071843	-1511.071843
206	7233.711701	-1482.711701
207	4924.625783	-38.62578345
208	7580.074589	-821.0745886
209	7233.711701	-745.711701
210	7349.165997	-46.16599687
211	9311.889027	-480.8890268
212	8503.708956	-399.7089556
213	7580.074589	225.9254114
214	8157.346068	-473.346068
215	7810.98318	-790.9831804
216	10004.6148	-52.61480204
217	9080.980435	-43.98043503
218	7233.711701	457.288299
219	7926.437476	5.562523746
220	8272.800364	-438.8003639
221	8157.346068	-267.346068
222	7464.620293	-582.6202927
223	7464.620293	350.3797073
224	9773.70621	179.2937897
225	10350.97769	42.02231033
226	10235.52339	1255.476606
227	10120.0691	933.9309021
228	8965.526139	217.4738609
229	6310.077334	1343.922666
230	6887.348813	829.6511866
231	7233.711701	611.288299
232	5963.714446	308.2855537
233	5732.805855	-25.80585459
234	6887.348813	-640.3488134
235	9311.889027	-290.8890268
236	9311.889027	-33.88902678
237	9427.343323	51.65667734
238	9196.434731	1144.565269
239	8388.25466	-9.254659762
240	7464.620293	68.37970725
241	9196.434731	-503.4347309
242	7349.165997	-527.1659969
243	4347.354304	1074.645696
244	7118.257405	-297.2574051
245	9427.343323	-344.3433227
246	9196.434731	-103.4347309
247	8041.891772	-140.8917721
248	6079.168742	-161.1687422
249	4578.262896	26.73710418
250	5732.805855	-527.8058546
251	4578.262896	-240.2628958
252	4000.991416	244.0085836
253	4116.445712	-92.44571231
254	4809.171488	-341.1714876
255	6194.623038	-799.6230381
256	6771.894517	-824.8945175
257	7926.437476	-974.4374763
258	7233.711701	-318.711701
259	5732.805855	293.1941454
260	6656.440222	-183.4402216
261	8272.800364	53.19963611
262	7695.528884	63.4711155
263	6887.348813	192.6511866
264	7349.165997	-536.1659969
265	7695.528884	-806.5288845
266	6887.348813	-719.3488134
267	5270.989671	-799.9886711
268	7349.165997	-992.1659969
269	8388.25466	-441.2546598
270	8850.071843	-420.0718433
271	8619.163252	-387.1632515
270	8266.808817	163.1911835
271	8649.298081	-417.2980812
271	8695.151315	-463.1513149
270	6246.431423	-740.4314234
271	6249.640274	207.3597258
272	7171.46123	-220.4612303
273	7538.020277	-215.0202772
274	6660.366416	733.6335841
275	7838.215422	200.7845779
276	7169.030412	625.9695885
277	8195.189325	453.8106752
278	8340.346417	499.6535834
279	8224.228926	719.7710739
280	6939.714676	1160.285324
281	7394.17677	788.8232297
282	6551.962614	-134.9626136
283	7160.691658	1298.308342
284	8312.974225	-134.9742254
285	6391.162663	103.837337
286	6327.162385	1268.837615
287	5690.98626	1015.01374
288	5855.676652	318.3233476
289	6387.272222	-646.2722216
290	5183.364609	-304.3646091
291	4671.023404	27.97659552
292	6255.65791	597.34209
293	7527.942965	-834.9429649

294	6663.493449	-1477.493449
295	5392.875804	-168.875804
296	5643.038425	-304.0384248
297	5643.038425	148.9615752
298	6058.383606	-384.3836056
299	5532.270998	-181.2709983
300	5718.433341	-228.4333413
301	7287.857656	-376.8576564
302	8625.552439	-240.5524385
303	8136.692984	-897.6929837
304	6057.216198	-151.2161984
305	5987.871302	-517.8713015
306	5202.214975	-486.2149751
307	4367.922294	-380.9222941
308	4561.452195	-233.452195
309	5419.301515	-291.3015154
310	5996.760232	-450.7602318
311	5400.539319	-82.53931888
312	5653.278796	33.7212038
313	6606.252684	-387.2526843
314	6925.835092	423.1649083
315	8648.484012	25.51598792
316	7912.588969	-902.5889693
317	7398.713252	1342.286748
318	8027.246837	76.75316287
319	9265.001634	963.9983662
320	9448.725463	782.274537
321	9305.507022	1065.492978
322	8427.50703	1410.49297
323	8859.037551	745.9624488
324	9503.2063	601.7937002
325	8136.692984	205.3070163
326	7201.160012	-50.16001232
327	5779.673691	1373.326309
328	5782.383446	114.6165542
329	4818.911226	1595.088774
330	9265.55181	1804.44819
331	10376.69078	152.309216
332	8458.777358	5.222642015
333	6193.571695	-123.5716953
334	5556.970597	346.0294029
335	5532.579401	62.42059907
336	5049.627881	207.3721186
337	6817.443735	222.556265
338	7115.554191	-67.55419139
339	5616.663155	127.3368448
340	5399.305374	79.69462572
341	8227.456574	1304.543426
342	10582.73731	-11.73730804
343	9057.441535	-150.4415352
344	6934.186291	552.8137087
345	7525.195483	689.8045171
346	8735.357161	350.642839
347	8778.585443	-521.5854434
348	5866.54684	-673.5468403
349	6402.936852	345.0631476
350	8757.24639	-275.2463903
351	9410.796237	343.2037629
352	9111.643436	49.35656359
353	8143.305625	-1138.305625
354	6356.177399	1.822601212
355	5835.276513	-661.2765127
356	5066.65152	-505.6515197
357	5742.78681	-39.78680983
358	6183.698429	27.30157103
359	6541.222508	-250.2225078
360	6265.001281	-759.0012807
361	6264.451105	192.5488955
362	6142.518537	120.4814625
363	7052.454293	-101.4542934
364	7409.523123	-86.52312262
365	6543.645703	850.3542967
366	7705.690221	333.3097791
367	7045.484398	749.5156024
368	8083.134417	565.8655827
369	8178.667338	661.3326616
370	8091.095853	852.9041466
371	6819.245642	1280.754358
372	7267.609721	915.3902787
373	6436.696473	-19.69647332
374	7037.257534	1421.742466
375	8199.338869	-21.33886906
376	6255.637915	239.3620847
377	6219.484329	1376.515671
378	5587.272782	1118.727218
379	5749.753343	424.2466575
380	6274.215912	-533.2159124
381	5086.462445	-207.4624453
382	4606.256086	92.74391387
383	6121.951378	731.0486221
384	7404.152723	-711.1527226
385	6546.730777	-1360.730777
386	5293.162399	-69.1623993
387	5539.968315	-200.9683146
388	5539.968315	252.0316854
389	5975.000558	-301.0005578
390	5408.27094	-57.27093961
391	5618.923269	-128.923269
392	7162.717207	-251.7172074
393	8542.405454	-157.4054539
394	8060.105561	-821.1055611
395	6008.531391	-102.5313906
396	5965.377173	-495.377173
397	5142.586418	-426.5864177
398	4346.476284	-359.4762844
399	4532.837689	-204.8376889
400	5379.176307	-251.1763067
401	5948.886628	-402.8866277
402	5360.665863	-42.66586302
403	5635.274261	51.72573863
404	6527.784617	-308.7846171
405	6870.066768	478.9332321
406	8565.029329	108.9706706
407	7839.008595	-829.0085954
408	7332.028111	1408.971889
409	7952.127973	151.8720268
410	9198.534663	1030.465337
411	9332.116829	898.8831708
412	9217.808037	1153.191963
413	8347.017438	1490.982562
414	8772.757641	832.2423586
415	9408.282873	696.7171268
416	8060.105561	281.8944389
417	7162.385862	-11.38586201
418	5712.296739	1440.703261
419	5741.958064	155.0419364
420	4786.84211	1627.15789
421	9173.817254	1896.182746
422	10270.04686	258.9531394
423	8377.868177	86.13182298
424	6186.85605	-116.8560503
425	5511.120486	391.8795138
426	5514.044504	80.95549645
427	5033.001579	223.9984211
428	6777.096713	262.9032866
429	7071.207096	-23.2070957
430	5592.42832	151.5716799
431	5403.247269	75.7527306
432	8145.773632	1386.226368
433	10496.43892	74.56108222
434	8987.038013	-80.03801288
435	6892.272807	594.7271929
436	7475.351782	739.6482181
437	8669.275397	416.724603
438	8737.183841	-480.1838413
439	5816.542806	-623.5428063
440	6372.723417	375.276583
441	8690.870915	-208.8709146
442	9335.651368	418.3486318
443	9040.512628	120.4873722
444	8085.168064	-1080.168064
445	6347.279895	10.72010475
446	5785.692067	-611.6920669
447	5054.368486	-493.3684864
448	5716.859636	-13.85963574
449	6151.855061	59.14493862
450	6504.581849	-213.5818486
451	6232.066984	-726.0669838
452	6256.784393	200.215607

PNG-GLGT Bemidji Peak Day Regression for Winter 2010 - New for Reply Comments

1	2	3	8
Date	(Mon=1) Day	Bemidji Daily Meter	WCHDD65
12/1/2006	5	6,363	65.7
12/2/2006	6	7,018	70.5
12/3/2006	7	6,895	75.2
12/4/2006	1	7,916	78.0
12/5/2006	2	6,240	65.5
12/6/2006	3	7,966	79.4
12/7/2006	4	7,208	75.7
12/8/2006	5	5,057	48.7
12/9/2006	6	4,522	33.2
12/10/2006	7	4,279	42.3
12/11/2006	1	4,131	38.3
12/12/2006	2	5,310	39.1
12/13/2006	3	4,806	40.0
12/14/2006	4	5,233	43.5
12/15/2006	5	5,439	47.5
12/16/2006	6	4,976	42.2
12/17/2006	7	5,713	53.7
12/18/2006	1	5,444	53.5
12/19/2006	2	4,565	42.0
12/20/2006	3	5,494	44.3
12/21/2006	4	4,746	45.0
12/22/2006	5	4,576	41.4
12/23/2006	6	4,748	45.0
12/24/2006	7	4,178	46.8
12/25/2006	1	4,949	54.0
12/26/2006	2	4,640	49.9
12/27/2006	3	4,539	42.7
12/28/2006	4	4,406	45.5
12/29/2006	5	4,600	41.4
12/30/2006	6	4,346	42.0
12/31/2006	7	6,138	49.0
1/1/2007	1	5,977	53.5
1/2/2007	2	5,449	48.1
1/3/2007	3	4,601	36.5
1/4/2007	4	4,355	29.2
1/5/2007	5	4,543	43.0
1/6/2007	6	4,679	46.2
1/7/2007	7	5,793	54.0
1/8/2007	1	6,072	56.6
1/9/2007	2	6,691	67.4
1/10/2007	3	5,549	61.1
1/11/2007	4	7,816	70.5
1/12/2007	5	9,186	87.6
1/13/2007	6	7,955	77.4
1/14/2007	7	8,053	79.3
1/15/2007	1	8,639	77.4
1/16/2007	2	7,598	75.7
1/17/2007	3	6,282	58.6
1/18/2007	4	6,594	59.9
1/19/2007	5	7,919	73.0
1/20/2007	6	5,917	64.2
1/21/2007	7	6,653	56.7
1/22/2007	1	6,444	54.9
1/23/2007	2	6,300	62.1
1/24/2007	3	6,795	60.9
1/25/2007	4	5,990	65.0
1/26/2007	5	5,439	49.0
1/27/2007	6	8,411	76.7
1/28/2007	7	7,505	81.6
1/29/2007	1	7,991	78.7
1/30/2007	2	7,653	81.3
1/31/2007	3	7,775	74.5
2/1/2007	4	8,684	85.0
2/2/2007	5	9,254	88.7
2/3/2007	6	10,369	104.7
2/4/2007	7	11,404	100.7
2/5/2007	1	10,581	83.0
2/6/2007	2	9,669	82.6
2/7/2007	3	9,381	93.0
2/8/2007	4	8,993	85.9
2/9/2007	5	9,511	93.0
2/10/2007	6	8,337	84.0
2/11/2007	7	7,402	69.7
2/12/2007	1	8,551	80.2
2/13/2007	2	8,837	82.0
2/14/2007	3	8,844	84.0
2/15/2007	4	7,523	76.7
2/16/2007	5	6,439	65.3
2/17/2007	6	6,882	71.1
2/18/2007	7	6,795	72.3
2/19/2007	1	5,442	55.5
2/20/2007	2	4,391	45.9
2/21/2007	3	5,909	50.7
2/22/2007	4	5,534	58.8
2/23/2007	5	5,903	58.3
2/24/2007	6	5,415	54.0
2/25/2007	7	4,839	47.9
2/26/2007	1	5,001	47.9
2/27/2007	2	4,898	46.2
2/28/2007	3	5,356	48.0
12/1/2007	6	6,263	62.1
12/2/2007	7	6,951	71.0
12/3/2007	1	7,323	72.0
12/4/2007	2	7,394	64.1
12/5/2007	3	8,039	66.0
12/6/2007	4	7,795	69.4
12/7/2007	5	8,649	82.5
12/8/2007	6	8,840	82.0
12/9/2007	7	8,944	79.7
12/10/2007	1	8,100	66.2
12/11/2007	2	8,183	71.8
12/12/2007	3	6,417	62.4
12/13/2007	4	8,459	69.5
12/14/2007	5	8,178	72.0
12/15/2007	6	6,495	62.6
12/16/2007	7	7,596	60.2
12/17/2007	1	6,706	46.0
12/18/2007	2	6,174	48.0
12/19/2007	3	5,741	60.2
12/20/2007	4	4,879	48.1
12/21/2007	5	4,699	43.5
12/22/2007	6	6,853	62.3
12/23/2007	7	6,693	74.7
12/24/2007	1	5,186	63.6
12/25/2007	2	5,224	49.5
12/26/2007	3	5,339	46.0
12/27/2007	4	5,792	46.0
12/28/2007	5	5,674	51.0
12/29/2007	6	5,351	47.0
12/30/2007	7	5,490	54.3
12/31/2007	1	6,911	71.0
1/1/2008	2	8,385	85.0
1/2/2008	3	7,239	77.9
1/3/2008	4	5,906	57.3
1/4/2008	5	5,470	57.6
1/5/2008	6	4,716	49.9
1/6/2008	7	3,987	39.5
1/7/2008	1	4,328	35.0
1/8/2008	2	5,128	49.9
1/9/2008	3	5,546	55.4
1/10/2008	4	5,318	48.5
1/11/2008	5	5,687	54.0
1/12/2008	6	6,219	63.8
1/13/2008	7	7,349	66.1
1/14/2008	1	8,674	84.0
1/15/2008	2	7,010	77.2
1/16/2008	3	8,741	71.7
1/17/2008	4	8,104	76.7
1/18/2008	5	10,229	93.4
1/19/2008	6	10,231	96.0
1/20/2008	7	10,371	92.4
1/21/2008	1	9,838	81.6
1/22/2008	2	9,605	87.5
1/23/2008	3	10,105	93.7
1/24/2008	4	8,342	77.9
1/25/2008	5	7,151	69.6
1/26/2008	6	7,153	55.4
1/27/2008	7	5,897	53.1
1/28/2008	1	6,414	43.1

SUMMARY OUTPUT

Regression Statistics	
Multiple R	0.927743542
R Square	0.86070808
Adjusted R Square	0.860190266
Standard Error	639.8775345
Observations	271



ANOVA

	df	*SS*	*MS*	*F*	*ignificance F*
Regression	1	680574950.5	6.81E+08	1662.196	3.8E-117
Residual	269	110140236.7	409443.3		
Total	270	790715187.2			

	Coefficients	*Standard Error*	*t Stat*	*P-value*	*Lower 95%*	*Upper 95%*	*ower 95.0%*	*Upper 95.0%*
Intercept	683.3579	160.0550	4.2695	0.0000	368.2382	998.4776	368.2382	998.4776
WCHDD65	94.3515	2.3142	40.7700	0.0000	89.79515	98.90778	89.79515	98.90778

RESIDUAL OUTPUT

Observation	*Predicted Daily Meter*	*Residuals*
1	6884.77803	-521.7780295
2	7334.256701	-316.2567007
3	7774.27393	-879.2739296
4	8041.051526	-125.0515257
5	6862.676425	-622.6764245
6	8170.344616	-204.3446164
7	7821.780416	-613.7804158
8	5276.223252	-219.2232523
9	3818.263611	703.7363888
10	4678.390216	-399.390216
11	4296.845457	-165.8454567
12	4372.370327	937.6296731
13	4460.570617	345.4293825
14	4785.275783	447.7242169
15	5162.220277	276.7797233
16	4666.608365	309.3916355
17	5746.044828	-33.04482834
18	5735.810332	-291.8103315
19	4643.164709	-78.16470936
20	4865.383353	628.6166467
21	4929.173743	-183.1737425
22	4594.013013	-18.01301324
23	4931.532943	-183.5329429
24	5095.113773	-917.1137727
25	5775.043988	-826.0439879
26	5396.103496	-756.1034965
27	4712.020242	-173.0202418
28	4979.090933	-573.0909327
29	4594.013013	5.98698676
30	4643.164709	-297.1647094
31	5303.757477	834.2425231
32	5735.810332	241.1896685
33	5222.99975	226.0002498
34	4127.255554	473.7444457
35	3442.364378	912.6356216
36	4741.601242	-198.6012424
37	5045.278667	-366.2786669
38	5781.522	11.47799985
39	6026.782039	45.21796127
40	7039.956737	-348.9567366
41	6446.619644	-897.6196436
42	7334.256701	481.7432993
43	8952.919886	233.080114
44	7981.755042	-26.75504231
45	8162.903154	-109.9031538
46	7981.755042	657.2449577
47	7824.637802	-226.6378024
48	6214.694766	67.30523437
49	6331.636376	262.3636245
50	7574.158648	344.8413517
51	6744.838914	-827.8389144
52	6034.690474	618.3095258
53	5863.869936	580.130064
54	6540.08772	-240.0877201
55	6425.19095	369.8090497
56	6813.343935	-823.3439354
57	5303.757477	135.2425231
58	7921.332482	489.6675175
59	8386.467729	-881.4677286
60	8107.963504	-116.9635041
61	8354.10897	-701.1089704
62	7708.072836	66.92716354
63	8702.009995	-18.0099949
64	9049.911019	204.0889806
65	10557.48213	-188.4821254
66	10184.32349	1219.676508
67	8514.529351	2066.470649
68	8472.760024	1196.239976
69	9455.101647	-74.10164713
70	8787.410183	205.5898171
71	9455.101647	55.89835287
72	8608.229577	-271.2295766
73	7262.807876	139.1921237
74	8251.117337	299.8826628
75	8417.719682	419.2803176
76	8611.199699	232.800301
77	7918.848958	-395.8489577
78	6846.537864	-407.5378644
79	7387.652556	-505.6525559
80	7501.052474	-706.0524743
81	5919.976344	-477.9763436
82	5015.488172	-624.4881717
83	5464.990725	444.009275
84	6229.874305	-695.8743052
85	6185.988912	-282.9889116
86	5781.522	-366.5220002
87	5206.506091	-367.5060913
88	5206.506091	-205.5060913
89	5038.993722	-140.9937218
90	5212.951283	143.0487172
91	6540.08772	-277.0877201
92	7384.110864	-433.1108644
93	7475.367935	-152.3679352
94	6730.570856	663.4291438
95	6910.554474	1128.445526
96	7229.468339	565.5316611
97	8470.075979	178.9240214
98	8417.719682	422.2803176
99	8199.737362	744.2626377
100	6925.709921	1174.290079
101	7459.261879	723.7381215
102	6570.997043	-153.9970432
103	7242.486588	1216.513412
104	7476.663254	701.3367459
105	6588.611965	-93.61196489
106	6367.154504	1228.845496
107	5023.525206	1682.474794
108	5212.228133	961.7718673
109	6363.879994	-622.8799944
110	5222.99975	-343.9997502
111	4790.756201	-91.75620119
112	6565.287062	287.7129378
113	7728.466715	-1035.466715
114	6684.704623	-1498.704623
115	5352.586127	-128.5861273
116	5023.525206	315.4747941
117	5023.525206	768.4747941
118	5495.282523	178.7174771
119	5117.876669	233.1233307
120	5802.050068	-312.0500683
121	7384.110864	-473.1108644
122	8701.300597	-316.3005971
123	8029.474651	-790.4746509
124	6090.617388	-184.6173878
125	6116.166726	-646.1667259
126	5391.120022	-675.1200221

1/29/2008	2	11,070	89.6
1/30/2008	3	10,529	103.8
1/31/2008	4	8,464	82.8
2/1/2008	5	6,070	62.3
2/2/2008	6	5,903	54.4
2/3/2008	7	5,595	54.0
2/4/2008	1	5,257	47.1
2/5/2008	2	7,040	66.2
2/6/2008	3	7,048	61.0
2/7/2008	4	5,744	51.9
2/8/2008	5	5,479	46.0
2/9/2008	6	9,532	83.9
2/10/2008	7	10,571	108.7
2/11/2008	1	8,907	89.6
2/12/2008	2	7,487	68.2
2/13/2008	3	8,215	73.2
2/14/2008	4	9,086	87.6
2/15/2008	5	8,257	88.4
2/16/2008	6	5,193	59.2
2/17/2008	7	6,748	64.2
2/18/2008	1	8,482	88.2
2/19/2008	2	9,754	95.0
2/20/2008	3	9,161	79.0
2/21/2008	4	7,005	80.5
2/22/2008	5	6,358	56.0
2/23/2008	6	5,174	51.0
2/24/2008	7	4,561	47.3
2/25/2008	1	5,703	55.5
2/26/2008	2	6,211	60.5
2/27/2008	3	6,291	63.6
2/28/2008	4	5,506	60.2
2/29/2008	5	6,457	63.1
12/1/2008	1	5,478	59.6
12/2/2008	2	5,296	56.2
12/3/2008	3	6,649	68.5
12/4/2008	4	6,723	69.0
12/5/2008	5	6,619	67.4
12/6/2008	6	7,897	80.5
12/7/2008	7	8,135	69.6
12/8/2008	1	7,801	70.9
12/9/2008	2	7,743	70.8
12/10/2008	3	7,164	69.8
12/11/2008	4	8,629	85.3
12/12/2008	5	7,066	68.4
12/13/2008	6	6,748	70.5
12/14/2008	7	9,230	95.9
12/15/2008	1	10,094	101.0
12/16/2008	2	9,234	89.6
12/17/2008	3	8,625	72.0
12/18/2008	4	8,291	83.7
12/19/2008	5	7,302	69.4
12/20/2008	6	8,126	81.2
12/21/2008	7	9,027	93.0
12/22/2008	1	8,348	87.6
12/23/2008	2	7,504	66.0
12/24/2008	3	7,339	82.0
12/25/2008	4	5,751	71.5
12/26/2008	5	4,886	44.7
12/27/2008	6	6,759	72.1
12/28/2008	7	6,488	70.6
12/29/2008	1	7,303	71.8
12/30/2008	2	8,831	91.3
12/31/2008	3	8,104	85.0
1/1/2009	4	7,806	78.1
1/2/2009	5	7,684	80.3
1/3/2009	6	7,020	78.5
1/4/2009	7	9,952	98.6
1/5/2009	1	9,037	86.1
1/6/2009	2	7,691	68.5
1/7/2009	3	7,932	77.9
1/8/2009	4	7,834	67.0
1/9/2009	5	7,890	66.0
1/10/2009	6	6,882	69.6
1/11/2009	7	7,815	68.1
1/12/2009	1	9,953	98.5
1/13/2009	2	10,393	97.0
1/14/2009	3	11,491	104.5
1/15/2009	4	11,054	96.7
1/16/2009	5	9,183	90.8
1/17/2009	6	7,654	62.3
1/18/2009	7	7,717	65.0
1/19/2009	1	7,845	69.6
1/20/2009	2	6,272	56.4
1/21/2009	3	5,707	45.0
1/22/2009	4	6,247	67.8
1/23/2009	5	9,021	96.3
1/24/2009	6	9,278	95.5
1/25/2009	7	9,479	93.7
1/26/2009	1	10,341	87.3
1/27/2009	2	8,379	80.5
1/28/2009	3	7,533	73.9
1/29/2009	4	8,693	90.1
1/30/2009	5	6,822	69.7
1/31/2009	6	5,422	45.3
2/1/2009	7	6,821	74.7
2/2/2009	1	9,083	93.7
2/3/2009	2	9,093	75.0
2/4/2009	3	7,901	80.9
2/5/2009	4	5,918	48.0
2/6/2009	5	4,605	41.9
2/7/2009	6	5,205	54.8
2/8/2009	7	4,338	42.6
2/9/2009	1	4,245	38.8
2/10/2009	2	4,024	38.8
2/11/2009	3	4,468	47.2
2/12/2009	4	5,395	61.1
2/13/2009	5	5,947	65.7
2/14/2009	6	6,952	72.7
2/15/2009	7	6,915	67.3
2/16/2009	1	6,026	52.0
2/17/2009	2	6,473	63.6
2/18/2009	3	8,326	81.6
2/19/2009	4	7,759	62.0
2/20/2009	5	7,080	65.0
2/21/2009	6	6,813	73.5
2/22/2009	7	6,889	70.4
2/23/2009	1	6,168	68.5
2/24/2009	2	4,471	49.1
2/25/2009	3	6,357	72.7
2/26/2009	4	7,947	84.7
2/27/2009	5	8,430	72.0
2/28/2009	6	8,232	87.1

127	4410.553036	-423.553036
128	3985.659109	342.3408914
129	5391.120022	-263.1200221
130	5914.416054	-368.4160535
131	5258.941072	59.05892785
132	5775.043988	-88.04398794
133	6699.618533	-480.6185331
134	6921.261219	427.7387806
135	8611.199699	62.80030095
136	7968.818914	-958.8189138
137	7451.863975	1289.136025
138	7918.653308	185.3466922
139	9492.373566	736.626434
140	9745.713068	485.2869317
141	9397.761596	973.2384043
142	8386.467729	1451.532271
143	8938.635434	666.3645657
144	9527.394106	577.6058943
145	8029.474651	312.5253491
146	7253.725249	-102.7252489
147	5914.416054	1238.583946
148	5692.940682	204.0593181
149	4751.675774	1662.324226
150	9139.92378	1930.07622
151	10481.31188	47.68812384
152	8493.332807	-29.33280676
153	6565.519595	-495.5195953
154	5813.047788	89.95221209
155	5775.043988	-180.0439879
156	5127.854157	129.1458431
157	6925.709921	114.2900794
158	6438.797157	609.2028432
159	5583.949522	160.0504781
160	5023.525206	455.4747941
161	8600.466391	931.5336088
162	10942.56534	-371.5653355
163	9137.688082	-230.6880825
164	7114.571569	372.4284309
165	7586.189278	628.8107217
166	8952.919886	133.080114
167	9026.866739	-769.8667393
168	6266.702824	-1073.702824
169	6737.051047	10.94895334
170	9006.432532	-524.4325321
171	9642.300505	111.6994952
172	8137.123498	1023.876502
173	8274.101743	-1269.101743
174	5967.03984	390.9601602
175	5495.282523	-321.2825229
176	5147.984882	-586.9848818
177	5918.801799	-215.8017991
178	6391.326384	-180.326384
179	6684.704623	-393.7046225
180	6363.879994	-857.8799944
181	6635.01143	-178.01143
182	6310.294181	-832.2941805
183	5987.743457	-691.7434566
184	7150.227645	-501.2276446
185	7194.438889	-471.4388888
186	7039.956737	-420.9567366
187	8276.610733	-379.6107331
188	7253.242519	881.7574808
189	7375.173862	425.8261385
190	7364.546592	378.453408
191	7267.486192	-103.4861915
192	8731.44105	-102.4410504
193	7139.53494	-73.53493984
194	7334.256701	-586.2567007
195	9728.522832	-498.5228321
196	10209.5811	-115.581101
197	9137.688082	96.31191755
198	7476.663254	1148.336746
199	8583.581367	-292.5813667
200	7229.468339	72.53166106
201	8345.298341	-219.2983413
202	9455.101647	-428.1016471
203	8952.919886	-604.919886
204	6910.554474	593.4455263
205	8417.719682	-1078.719682
206	7426.372905	-1675.372905
207	4903.122186	-17.12218642
208	7487.539847	-728.5398467
209	7344.365109	-856.3651087
210	7459.261879	-156.2618785
211	9299.978947	-468.978947
212	8702.009995	-598.0099949
213	8050.903486	-244.9034856
214	8263.539267	-579.5392672
215	8085.760524	-1065.760524
216	9982.224423	-30.22442295
217	8805.224053	231.775947
218	7150.441891	540.558109
219	8033.745728	-101.7457275
220	7004.905937	829.0940629
221	6910.554474	979.4455263
222	7253.725249	-371.7252489
223	7109.825762	705.1742378
224	9977.647085	-24.64708464
225	9834.604763	558.3952374
226	10541.53433	949.4656689
227	9802.616141	1251.383859
228	9255.176622	-72.17662242
229	6565.519595	1088.480405
230	6813.343935	903.6560646
231	7253.242519	591.7574808
232	6002.459147	269.5408534
233	4929.173743	777.8262575
234	7078.471881	-831.4718807
235	9769.307365	-748.3073645
236	9690.776667	-412.7766674
237	9527.403735	-48.40373497
238	8916.045396	1424.954604
239	8274.101743	104.8982566
240	7658.306921	-125.3069215
241	9186.271368	-493.2713677
242	7262.807876	-440.8078763
243	4956.888972	465.111028
244	7728.466715	-907.4667149
245	9527.403735	-444.403735
246	7759.717644	1333.282356
247	8319.643743	-418.6437434
248	5212.228133	705.7718673
249	4637.968195	-32.9681947
250	5850.707101	-645.7071013
251	4701.739403	-363.7394033
252	4348.22843	-103.2284304
253	4343.629008	-319.6290076
254	5141.278039	-673.2780389
255	6448.577985	-1053.577985
256	6884.77803	-937.7780295
257	7545.790402	-593.7904022
258	7032.082563	-117.0825626
259	5591.405102	434.5948984
260	6684.704623	-211.7046225
261	8378.436037	-52.43603695
262	6533.14862	1225.85138
263	6813.343935	266.6560646
264	7617.994084	-804.9940841
265	7327.808082	-438.8080822
266	7150.227645	-982.2276446
267	5320.213671	-849.2136706
268	7542.339913	-1185.339913
269	8670.468573	-723.468573
270	7476.663254	953.3367459
271	8904.351793	-672.3517928
270	8266.808817	163.1911835
271	8649.298081	-417.2980812
271	8695.151315	-463.1513149
270	6246.431423	-740.4314234
271	6249.640274	207.3597258
272	7171.46123	-220.4612303
273	7538.020277	-215.0202772
274	6660.366416	733.6335841

275	7838.215422	200.7845779
276	7169.030412	625.9695885
277	8195.189325	453.8106752
278	8340.346417	499.6535834
279	8224.228926	719.7710739
280	6939.714676	1160.285324
281	7394.17677	788.8232297
282	6551.962614	-134.9626136
283	7160.691658	1298.308342
284	8312.974225	-134.9742254
285	6391.162663	103.837337
286	6327.162385	1268.837615
287	5690.98626	1015.01374
288	5855.676652	318.3233476
289	6387.272222	-646.2722216
290	5183.364609	-304.3646091
291	4671.023404	27.97659552
292	6255.65791	597.34209
293	7527.942965	-834.9429649
294	6663.493449	-1477.493449
295	5392.875804	-168.875804
296	5643.038425	-304.0384248
297	5643.038425	148.9615752
298	6058.383606	-384.3836056
299	5532.270998	-181.2709983
300	5718.433341	-228.4333413
301	7287.857656	-376.8576564
302	8625.552439	-240.5524385
303	8136.692984	-897.6929837
304	6057.216198	-151.2161984
305	5987.871302	-517.8713015
306	5202.214975	-486.2149751
307	4367.922294	-380.9222941
308	4561.452195	-233.452195
309	5419.301515	-291.3015154
310	5996.760232	-450.7602318
311	5400.539319	-82.53931888
312	5653.278796	33.7212038
313	6606.252684	-387.2526843
314	6925.835092	423.1649083
315	8648.484012	25.51598792
316	7912.588969	-902.5889693
317	7398.713252	1342.286748
318	8027.246837	76.75316287
319	9265.001634	963.9983662
320	9448.725463	782.274537
321	9305.507022	1065.492978
322	8427.50703	1410.49297
323	8859.037551	745.9624488
324	9503.2063	601.7937002
325	8136.692984	205.3070163
326	7201.160012	-50.16001232
327	5779.673691	1373.326309
328	5782.383446	114.6165542
329	4818.911226	1595.088774
330	9265.55181	1804.44819
331	10376.69078	152.309216
332	8458.777358	5.22642015
333	6193.571695	-123.5716953
334	5556.970597	346.0294029
335	5532.579401	62.42059907
336	5049.627881	207.3721186
337	6817.443735	222.556265
338	7115.554191	-67.55419139
339	5616.663155	127.3368448
340	5399.305374	79.69462572
341	8227.456574	1304.543426
342	10582.73731	-11.73730804
343	9057.441535	-150.4415352
344	6934.186291	552.8137087
345	7525.195483	689.8045171
346	8735.357161	350.642839
347	8778.585443	-521.5854434
348	5866.54684	-673.5468403
349	6402.936852	345.0631476
350	8757.24639	-275.2463903
351	9410.796237	343.2037629
352	9111.643436	49.35656359
353	8143.305625	-1138.305625
354	6356.177399	1.822601212
355	5835.276513	-661.2765127
356	5066.65152	-505.6515197
357	5742.78681	-39.78680983
358	6183.698429	27.30157103
359	6541.222508	-250.2225078
360	6265.001281	-759.0012807
361	6264.451105	192.5488955
362	6142.518537	120.4814625
363	7052.454293	-101.4542934
364	7409.523123	-86.52312262
365	6543.645703	850.3542967
366	7705.690221	333.3097791
367	7045.484398	749.5156024
368	8083.134417	565.8655827
369	8178.667338	661.3326616
370	8091.095853	852.9041466
371	6819.245642	1280.754358
372	7267.609721	915.3902787
373	6436.696473	-19.69647332
374	7037.257534	1421.742466
375	8199.338869	-21.33886906
376	6255.637915	239.3620847
377	6219.484329	1376.515671
378	5587.272782	1118.727218
379	5749.753343	424.2466575
380	6274.215912	-533.2159124
381	5086.462445	-207.4624453
382	4606.256086	92.74391387
383	6121.951378	731.0486221
384	7404.152723	-711.1527226
385	6546.730777	-1360.730777
386	5293.162399	-69.1623993
387	5539.968315	-200.9683146
388	5539.968315	252.0316854
389	5975.000558	-301.0005578
390	5408.27094	-57.27093961
391	5618.923269	-128.923269
392	7162.717207	-251.7172074
393	8542.405454	-157.4054539
394	8060.105561	-821.1055611
395	6008.531391	-102.5313906
396	5965.377173	-495.377173
397	5142.586418	-426.5864177
398	4346.476284	-359.4762844
399	4532.837689	-204.8376889
400	5379.176307	-251.1763067
401	5948.886628	-402.8866277
402	5360.665863	-42.66586302
403	5635.274261	51.72573863
404	6527.784617	-308.7846171
405	6870.066768	478.9332321
406	8565.029329	108.9706706
407	7839.008595	-829.0085954
408	7332.028111	1408.971889
409	7952.127973	151.8720268
410	9198.534663	1030.465337
411	9332.116829	898.8831708
412	9217.808037	1153.191963
413	8347.017438	1490.982562
414	8772.757641	832.2423586
415	9408.282873	696.7171268
416	8060.105561	281.8944389
417	7162.385962	11.38586201
418	5712.296739	1440.703261
419	5741.958064	155.0419364
420	4786.84211	1627.15789
421	9173.817254	1896.182746
422	10270.04686	258.9531394
423	8377.868177	86.13182298
424	6186.85605	-116.8560503
425	5511.120486	391.8795138
426	5514.044504	80.95549645
427	5033.001579	223.9984211
428	6777.096713	262.9032866

429	7071.207096	-23.2070957
430	5592.42832	151.5716799
431	5403.247269	75.7527306
432	8145.773632	1386.226368
433	10496.43892	74.56108222
434	8987.038013	-80.03801288
435	6892.272807	594.7271929
436	7475.351782	739.6482181
437	8669.275397	416.724603
438	8737.183841	-480.1838413
439	5816.542806	-623.5428063
440	6372.723417	375.276583
441	8690.870915	-208.8709146
442	9335.651368	418.3486318
443	9040.512628	120.4873722
444	8085.168064	-1080.168064
445	6347.279895	10.72010475
446	5785.692067	-611.6920669
447	5054.368486	-493.3684864
448	5716.859636	-13.85963574
449	6151.855061	59.14493862
450	6504.581849	-213.5818486
451	6232.066984	-726.0669838
452	6256.784393	200.215607

PNG-GLGT Bemidji Peak Day Regression for Winter 2010 - New for Reply Comments

1	2	3	8	21	22	23	24	25
Date	(Mon=1) Day	Bemidji Daily Meter	WCHDD65	Fri	Sat	Sun	Dec	Feb
12/1/2006	5	6,363	65.7	1	0	0	1	0
12/2/2006	6	7,018	70.5	0	1	0	1	0
12/3/2006	7	6,895	75.2	0	0	1	1	0
12/4/2006	1	7,916	78.0	0	0	0	1	0
12/5/2006	2	6,240	65.5	0	0	0	1	0
12/6/2006	3	7,966	79.4	0	0	0	1	0
12/7/2006	4	7,208	75.7	0	0	0	1	0
12/8/2006	5	5,057	48.7	1	0	0	1	0
12/9/2006	6	4,522	33.2	0	1	0	1	0
12/10/2006	7	4,279	42.3	0	0	1	1	0
12/11/2006	1	4,131	38.3	0	0	0	1	0
12/12/2006	2	5,310	39.1	0	0	0	1	0
12/13/2006	3	4,806	40.0	0	0	0	1	0
12/14/2006	4	5,233	43.5	0	0	0	1	0
12/15/2006	5	5,439	47.5	1	0	0	1	0
12/16/2006	6	4,976	42.2	0	1	0	1	0
12/17/2006	7	5,713	53.7	0	0	1	1	0
12/18/2006	1	5,444	53.5	0	0	0	1	0
12/19/2006	2	4,565	42.0	0	0	0	1	0
12/20/2006	3	5,494	44.3	0	0	0	1	0
12/21/2006	4	4,746	45.0	0	0	0	1	0
12/22/2006	5	4,576	41.4	1	0	0	1	0
12/23/2006	6	4,748	45.0	0	1	0	1	0
12/24/2006	7	4,178	46.8	0	1	0	1	0
12/25/2006	1	4,949	54.0	0	0	1	1	0
12/26/2006	2	4,640	49.9	0	0	0	1	0
12/27/2006	3	4,539	42.7	0	0	0	1	0
12/28/2006	4	4,406	45.5	0	0	0	1	0
12/29/2006	5	4,600	41.4	1	0	0	1	0
12/30/2006	6	4,346	42.0	0	1	0	1	0
12/31/2006	7	6,138	49.0	0	1	0	1	0
1/1/2007	1	5,977	53.5	0	0	1	0	0
1/2/2007	2	5,449	48.1	0	0	0	0	0
1/3/2007	3	4,601	36.5	0	0	0	0	0
1/4/2007	4	4,355	29.2	0	0	0	0	0
1/5/2007	5	4,543	43.0	1	0	0	0	0
1/6/2007	6	4,679	46.2	0	1	0	0	0
1/7/2007	7	5,793	54.0	0	0	1	0	0
1/8/2007	1	6,072	56.6	0	0	0	0	0
1/9/2007	2	6,691	67.4	0	0	0	0	0
1/10/2007	3	5,549	61.1	0	0	0	0	0
1/11/2007	4	7,816	70.5	0	0	0	0	0
1/12/2007	5	9,186	87.6	1	0	0	0	0
1/13/2007	6	7,955	77.4	0	1	0	0	0
1/14/2007	7	8,053	79.3	0	0	1	0	0
1/15/2007	1	8,639	77.4	0	0	0	0	0
1/16/2007	2	7,598	75.7	0	0	0	0	0
1/17/2007	3	6,282	58.6	0	0	0	0	0
1/18/2007	4	6,594	59.9	0	0	0	0	0
1/19/2007	5	7,919	73.0	1	0	0	0	0
1/20/2007	6	5,917	64.2	0	1	0	0	0
1/21/2007	7	6,653	56.7	0	0	1	0	0
1/22/2007	1	6,444	54.9	0	0	0	0	0
1/23/2007	2	6,300	62.1	0	0	0	0	0
1/24/2007	3	6,795	60.9	0	0	0	0	0
1/25/2007	4	5,990	65.0	0	0	0	0	0
1/26/2007	5	5,439	49.0	1	0	0	0	0
1/27/2007	6	8,411	76.7	0	1	0	0	0
1/28/2007	7	7,505	81.6	0	0	1	0	0
1/29/2007	1	7,991	78.7	0	0	0	0	0
1/30/2007	2	7,653	81.3	0	0	0	0	0
1/31/2007	3	7,775	74.5	0	0	0	0	0
2/1/2007	4	8,684	85.0	0	0	0	0	1
2/2/2007	5	9,254	88.7	1	0	0	0	1
2/3/2007	6	10,369	104.7	0	1	0	0	1
2/4/2007	7	11,404	100.7	0	0	1	0	1
2/5/2007	1	10,581	93.0	0	0	0	0	1
2/6/2007	2	9,669	82.6	0	0	0	0	1
2/7/2007	3	9,381	93.0	0	0	0	0	1
2/8/2007	4	8,993	85.9	0	0	0	0	1
2/9/2007	5	9,511	93.0	1	0	0	0	1
2/10/2007	6	8,337	84.0	0	1	0	0	1
2/11/2007	7	7,402	69.7	0	0	1	0	1
2/12/2007	1	8,551	80.2	0	0	0	0	1
2/13/2007	2	8,837	82.0	0	0	0	0	1
2/14/2007	3	8,844	84.0	0	0	0	0	1
2/15/2007	4	7,523	76.7	0	0	0	0	1
2/16/2007	5	6,439	65.3	1	0	0	0	1
2/17/2007	6	6,882	71.1	0	1	0	0	1
2/18/2007	7	6,795	72.3	0	0	1	0	1
2/19/2007	1	5,442	55.5	0	0	0	0	1
2/20/2007	2	4,391	45.9	0	0	0	0	1
2/21/2007	3	5,909	50.7	0	0	0	0	1
2/22/2007	4	5,534	58.8	0	0	0	0	1
2/23/2007	5	5,903	58.3	1	0	0	0	1
2/24/2007	6	5,415	54.0	0	1	0	0	1
2/25/2007	7	4,839	47.9	0	0	1	0	1
2/26/2007	1	5,001	47.9	0	0	0	0	1
2/27/2007	2	4,898	46.2	0	0	0	0	1
2/28/2007	3	5,356	48.0	0	0	0	0	1
12/1/2007	6	6,263	62.1	0	1	0	1	0
12/2/2007	7	6,951	71.0	0	0	1	1	0
12/3/2007	1	7,323	72.0	0	0	0	1	0
12/4/2007	2	7,394	64.1	0	0	0	1	0
12/5/2007	3	8,039	66.0	0	0	0	1	0
12/6/2007	4	7,795	69.4	0	0	0	1	0
12/7/2007	5	8,649	82.5	1	0	0	1	0
12/8/2007	6	8,840	82.0	0	1	0	1	0
12/9/2007	7	8,944	79.7	0	0	1	1	0
12/10/2007	1	8,100	66.2	0	0	0	1	0
12/11/2007	2	8,183	71.8	0	0	0	1	0
12/12/2007	3	6,417	62.4	0	0	0	1	0
12/13/2007	4	8,459	69.5	0	0	0	1	0
12/14/2007	5	8,178	72.0	1	0	0	1	0
12/15/2007	6	6,495	62.6	0	1	0	1	0
12/16/2007	7	7,596	60.2	0	0	1	1	0
12/17/2007	1	6,706	46.0	0	0	0	1	0
12/18/2007	2	6,174	48.0	0	0	0	1	0
12/19/2007	3	5,741	60.2	0	0	0	1	0
12/20/2007	4	4,879	48.1	0	0	0	1	0
12/21/2007	5	4,699	43.5	1	0	0	1	0
12/22/2007	6	6,853	62.3	0	1	0	1	0
12/23/2007	7	6,693	74.7	0	0	1	1	0
12/24/2007	1	5,186	63.6	0	0	1	1	0
12/25/2007	2	5,224	49.5	0	1	0	1	0
12/26/2007	3	5,339	46.0	0	0	0	1	0
12/27/2007	4	5,792	46.0	0	0	0	1	0
12/28/2007	5	5,674	51.0	1	0	0	1	0
12/29/2007	6	5,351	47.0	0	1	0	1	0
12/30/2007	7	5,490	54.3	0	0	1	1	0
12/31/2007	1	6,911	71.0	0	0	1	1	0
1/1/2008	2	8,385	85.0	0	1	0	0	0
1/2/2008	3	7,239	77.9	0	0	0	0	0
1/3/2008	4	5,906	57.3	0	0	0	0	0
1/4/2008	5	5,470	57.6	1	0	0	0	0
1/5/2008	6	4,716	49.9	0	1	0	0	0
1/6/2008	7	3,987	39.5	0	0	1	0	0
1/7/2008	1	4,328	35.0	0	0	0	0	0
1/8/2008	2	5,128	49.9	0	0	0	0	0
1/9/2008	3	5,546	55.4	0	0	0	0	0
1/10/2008	4	5,318	48.5	0	0	0	0	0
1/11/2008	5	5,687	54.0	1	0	0	0	0
1/12/2008	6	6,219	63.8	0	1	0	0	0
1/13/2008	7	7,349	66.1	0	0	1	0	0
1/14/2008	1	8,674	84.0	0	0	0	0	0
1/15/2008	2	7,010	77.2	0	0	0	0	0
1/16/2008	3	8,741	71.7	0	0	0	0	0
1/17/2008	4	8,104	76.7	0	0	0	0	0
1/18/2008	5	10,229	93.4	1	0	0	0	0
1/19/2008	6	10,231	96.0	0	1	0	0	0
1/20/2008	7	10,371	92.4	0	0	1	0	0
1/21/2008	1	9,838	81.6	0	0	0	0	0
1/22/2008	2	9,605	87.5	0	0	0	0	0
1/23/2008	3	10,105	93.7	0	0	0	0	0
1/24/2008	4	8,342	77.9	0	0	0	0	0
1/25/2008	5	7,151	69.6	1	0	0	0	0
1/26/2008	6	7,153	55.4	0	1	0	0	0
1/27/2008	7	5,897	53.1	0	0	1	0	0
1/28/2008	1	6,414	43.1	0	0	0	0	0
1/29/2008	2	11,070	89.6	0	0	0	0	0
1/30/2008	3	10,529	103.8	0	0	0	0	0
1/31/2008	4	8,464	82.8	0	0	0	0	0
2/1/2008	5	6,070	62.3	1	0	0	0	1
2/2/2008	6	5,903	54.4	0	1	0	0	1
2/3/2008	7	5,595	54.0	0	0	1	0	1
2/4/2008	1	5,257	47.1	0	0	0	0	1
2/5/2008	2	7,040	66.2	0	0	0	0	1
2/6/2008	3	7,048	61.0	0	0	0	0	1
2/7/2008	4	5,744	51.9	0	0	0	0	1
2/8/2008	5	5,479	46.0	1	0	0	0	1
2/9/2008	6	9,532	83.9	0	1	0	0	1
2/10/2008	7	10,571	108.7	0	0	1	0	1
2/11/2008	1	8,907	89.6	0	0	0	0	1
2/12/2008	2	7,487	68.2	0	0	0	0	1
2/13/2008	3	8,215	73.2	0	0	0	0	1
2/14/2008	4	9,086	87.6	0	0	0	0	1
2/15/2008	5	8,257	88.4	1	0	0	0	1
2/16/2008	6	5,193	59.2	0	1	0	0	1
2/17/2008	7	6,748	64.2	0	0	1	0	1
2/18/2008	1	8,482	88.2	0	0	0	0	1
2/19/2008	2	9,754	95.0	0	0	0	0	1
2/20/2008	3	9,161	79.0	0	0	0	0	1
2/21/2008	4	7,005	80.5	0	0	0	0	1
2/22/2008	5	6,358	56.0	1	0	0	0	1
2/23/2008	6	5,174	51.0	0	1	0	0	1
2/24/2008	7	4,561	47.3	0	0	1	0	1
2/25/2008	1	5,703	55.5	0	0	0	0	1
2/26/2008	2	6,211	60.5	0	0	0	0	1
2/27/2008	3	6,291	63.6	0	0	0	0	1
2/28/2008	4	5,506	60.2	0	0	0	0	1
2/29/2008	5	6,457	63.1	1	0	0	0	1

SUMMARY OUTPUT

Regression Statistics	
Multiple R	0.932336472
R Square	0.869253129 6
Adjusted R Square	0.866279735
Standard Error	625.7873391
Observations	271

ANOVA

	df	*SS*	*MS*	*F*	*Significance F*
Regression	6	687330201.6	114555033.6	292.5234	1.581E-113
Residual	264	103384985.6	391609.7938		
Total	270	790715187.2			

	Coefficients	*Standard Error*	*t Stat*	*P-value*	*Lower 95%*	*Upper 95%*	*Lower 95.0%*	*Upper 95.0%*
Intercept	991.6061	178.8428	5.5446	0.0000	639.4663524	1343.746	639.4664	1343.746
WCHDD65	93.4834	2.3110	40.4513	0.0000	88.93305464	98.03376	88.93305	98.03376
Fri	(184.6260)	111.7400	(1.6523)	0.0997	-404.6409054	35.38897	-404.641	35.38897
Sat	(256.5403)	107.0030	(2.3975)	0.0172	-467.2281887	-45.8524	-467.228	-45.8524
Sun	(220.9340)	111.8552	(1.9752)	0.0493	-441.1757664	-0.69224	-441.176	-0.69224
Dec	(190.6995)	93.5979	(2.0374)	0.0426	-374.9928626	-6.40616	-374.993	-6.40616
Feb	(261.7756)	94.1007	(2.7819)	0.0058	-447.0590083	-76.4921	-447.059	-76.4921

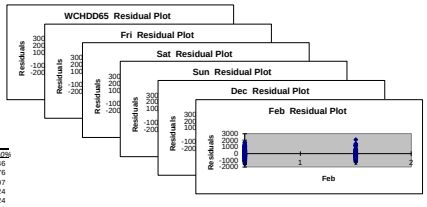

RESIDUAL OUTPUT

Observation	*Predicted Daily Meter*	*Residuals*
1	6760.646324	-397.6463239
2	7134.075365	-116.0753655
3	7605.650622	-710.6506224
4	8090.907809	-174.9078092
5	6923.374028	-683.3740277
6	8219.011374	-253.011374
7	7873.654043	-665.6540435
8	5166.890618	-109.8906176
9	3650.430215	871.5697855
10	4538.249745	-259.2497452
11	4381.14929	-250.1492902
12	4455.979314	854.0206856
13	4543.368142	262.6318578
14	4865.085946	367.9140538
15	5053.936495	385.0635046
16	4490.970003	485.0299974
17	5596.081692	116.9183084
18	5806.87536	-362.8753599
19	4724.282327	-159.2823267
20	4944.456509	549.5434915
21	5007.660012	-261.6600115
22	4490.956868	85.04311167
23	4753.457214	-5.457214406
24	4915.533063	-737.5330633
25	5624.814052	-675.8140523
26	5470.293905	-830.2939053
27	4792.504373	-253.5043725
28	5057.117952	-651.1179522
29	4490.956868	109.0431317
30	4467.742034	-121.7420344
31	5122.257198	1015.742802
32	5776.640865	200.3591351
33	5489.482263	-40.48226335
34	4403.819164	197.1808359
35	3725.229143	629.7708567
36	4827.886763	-284.8867626
37	5056.855962	-377.8559622
38	5821.931976	-28.93197577
39	6285.869571	-213.8695715
40	7289.722831	-598.722831
41	6701.844575	-1152.844575
42	7581.315168	234.6848317
43	9000.460314	185.5396862
44	7966.316085	-11.31608506
45	8181.403879	-128.4038795
46	8222.856377	416.1436226
47	8067.184652	-469.184652
48	6472.053458	-190.0534584
49	6587.919179	6.080821187
50	7634.383994	284.6160058
51	6740.779868	-823.7798677
52	6072.771242	580.2287579
53	6124.456297	319.5437027
54	6794.452724	-494.4527235
55	6680.61303	114.3869698
56	7065.194919	-1075.194919
57	5384.871031	54.12896853
58	7906.449427	504.5505734
59	8402.911609	-897.9116092
60	8347.903693	-356.9036925
61	8591.784564	-938.7845644
62	7951.69211	-176.6921103
63	8674.709249	9.290750955
64	8834.783536	419.2164644
65	10256.57032	112.4296797
66	9922.451119	1481.548881
67	8488.95347	2092.04653
68	8447.56843	1221.43157
69	9420.872286	-39.87228626
70	8759.323736	233.6762642
71	9236.246317	274.7536829
72	8325.25134	11.7486604
73	7027.814113	374.1858872
74	8227.964907	323.0350933
75	8393.034472	443.9655277
76	8584.734429	259.2655714
77	7898.753472	-375.7534721
78	6651.681916	-212.6819163
79	7115.903906	-233.903906
80	7263.866806	-468.8668061
81	5918.270942	-476.270942
82	5022.104268	-631.1042676
83	5467.471295	441.528705
84	6225.317772	-691.3177717
85	5997.210165	-94.21016465
86	5524.550118	-109.5501178
87	4990.430773	-151.4307734
88	5211.364779	-210.3647789
89	5045.393561	-147.3935614
90	5217.750673	138.2493268
91	6347.212921	-84.21292069
92	7219.077146	-268.0771464
93	7530.428637	-207.4286367
94	6792.483861	601.5161392
95	6970.811588	1068.188412
96	7286.791373	508.2086271
97	8331.35917	317.6408299
98	8207.570241	632.4297595
99	8027.199694	916.8003055
100	6985.827601	1114.172399
101	7514.470759	668.5292405
102	6634.378163	-217.3781633
103	7299.689851	1159.310149
104	7347.086069	830.9139307
105	6395.290731	99.70926867
106	6211.477016	1384.522984
107	5101.14342	1604.85658
108	5288.110237	885.8897632
109	6429.166639	-688.1666386
110	5298.782753	-419.7827529
111	4685.889974	13.11002593
112	6372.180423	480.8195769
113	7560.264844	-867.2648445
114	6526.105602	-1340.105602
115	5170.636613	53.36338652
116	5101.14342	237.8565801
117	5101.14342	690.8565801
118	5383.934493	290.0655072
119	4938.086536	412.913464
120	5651.571671	-161.5716705
121	7219.077146	-308.0771464
122	8679.241657	-294.2416566
123	8270.136955	-1031.136955
124	6349.117621	-443.1176208
125	6189.80593	-719.80593
126	5399.515498	-683.5154981
127	4463.576239	-476.5762389
128	4263.525438	64.474562
129	5656.05579	-528.0557905
130	6174.537379	-628.537379
131	5525.092917	-207.092917
132	5851.821599	-164.8215991
133	6695.975524	-476.9755243
134	6951.185334	397.8146658
135	8846.51	-172.5099997
136	8210.039264	-1200.039264
137	7697.840429	1043.159571
138	8160.335193	-56.33519325
139	9534.950897	694.049103
140	9714.045295	516.9547052
141	9404.901342	966.098658
142	8623.845615	1214.154385
143	9170.933251	434.0667485
144	9754.275209	350.7247912
145	8270.136955	71.86304524
146	7316.898655	-165.8986551
147	5917.997087	1235.002913
148	5734.165626	162.8343741
149	5022.494575	1391.505425
150	9370.369699	1699.630301
151	10699.41672	-170.4167181
152	8729.72751	-265.7275097
153	6373.249079	-303.2490794

12/1/2008	1	5,478	59.6	0	0	0	1	0
12/2/2008	2	5,296	56.2	0	0	0	1	0
12/3/2008	3	6,649	68.5	0	0	0	1	0
12/4/2008	4	6,723	69.0	0	0	0	1	0
12/5/2008	5	6,619	67.4	1	0	0	1	0
12/6/2008	6	7,897	80.5	0	1	0	1	0
12/7/2008	7	8,135	69.6	0	0	1	1	0
12/8/2008	1	7,801	70.9	0	0	0	1	0
12/9/2008	2	7,743	70.8	0	0	0	1	0
12/10/2008	3	7,164	69.8	0	0	0	1	0
12/11/2008	4	8,629	85.3	0	0	0	1	0
12/12/2008	5	7,066	68.4	1	0	0	1	0
12/13/2008	6	6,748	70.5	0	1	0	1	0
12/14/2008	7	9,230	95.9	0	0	1	1	0
12/15/2008	1	10,094	101.0	0	0	0	1	0
12/16/2008	2	9,234	89.6	0	0	0	1	0
12/17/2008	3	8,625	72.0	0	0	0	1	0
12/18/2008	4	8,291	83.7	0	0	0	1	0
12/19/2008	5	7,302	69.4	1	0	0	1	0
12/20/2008	6	8,126	81.2	0	1	0	1	0
12/21/2008	7	9,027	93.0	0	0	1	1	0
12/22/2008	1	8,348	87.6	0	0	0	1	0
12/23/2008	2	7,504	66.0	0	0	0	1	0
12/24/2008	3	7,339	82.0	0	0	0	1	0
12/25/2008	4	5,751	71.5	1	0	0	1	0
12/26/2008	5	4,886	44.7	0	1	0	1	0
12/27/2008	6	6,759	72.1	0	1	0	1	0
12/28/2008	7	6,488	70.6	0	0	1	1	0
12/29/2008	1	7,303	71.8	0	0	0	1	0
12/30/2008	2	8,831	91.3	0	0	0	1	0
12/31/2008	3	8,104	85.0	1	0	0	1	0
1/1/2009	4	7,806	78.1	0	1	0	0	0
1/2/2009	5	7,684	80.3	1	0	0	0	0
1/3/2009	6	7,020	78.5	0	1	0	0	0
1/4/2009	7	9,952	98.6	0	0	1	0	0
1/5/2009	1	9,037	86.1	0	0	0	0	0
1/6/2009	2	7,691	68.5	0	0	0	0	0
1/7/2009	3	7,932	77.9	0	0	0	0	0
1/8/2009	4	7,834	67.0	0	0	0	0	0
1/9/2009	5	7,890	66.0	1	0	0	0	0
1/10/2009	6	6,882	69.6	0	1	0	0	0
1/11/2009	7	7,815	68.1	0	0	1	0	0
1/12/2009	1	9,953	98.5	0	0	0	0	0
1/13/2009	2	10,393	97.0	0	0	0	0	0
1/14/2009	3	11,491	104.5	0	0	0	0	0
1/15/2009	4	11,054	96.7	0	0	0	0	0
1/16/2009	5	9,183	90.8	1	0	0	0	0
1/17/2009	6	7,654	62.3	0	1	0	0	0
1/18/2009	7	7,717	65.0	0	0	1	0	0
1/19/2009	1	7,845	69.6	0	0	0	0	0
1/20/2009	2	6,272	56.4	0	0	0	0	0
1/21/2009	3	5,707	45.0	0	0	0	0	0
1/22/2009	4	6,247	67.8	0	0	0	0	0
1/23/2009	5	9,021	96.3	1	0	0	0	0
1/24/2009	6	9,278	95.5	0	1	0	0	0
1/25/2009	7	9,479	93.7	0	0	1	0	0
1/26/2009	1	10,341	87.3	0	0	0	0	0
1/27/2009	2	8,379	80.5	0	0	0	0	0
1/28/2009	3	7,533	73.9	0	0	0	0	0
1/29/2009	4	8,693	90.1	0	0	0	0	0
1/30/2009	5	6,822	69.7	1	0	0	0	0
1/31/2009	6	5,422	45.3	0	1	0	0	0
2/1/2009	7	6,821	74.7	0	0	1	0	1
2/2/2009	1	9,083	93.7	0	0	0	0	1
2/3/2009	2	9,093	75.0	0	0	0	0	1
2/4/2009	3	7,901	80.9	0	0	0	0	1
2/5/2009	4	5,918	48.0	0	0	0	0	1
2/6/2009	5	4,605	41.9	1	0	0	0	1
2/7/2009	6	5,205	54.8	0	1	0	0	1
2/8/2009	7	4,338	42.6	0	0	1	0	1
2/9/2009	1	4,245	38.8	0	0	0	0	1
2/10/2009	2	4,024	38.8	0	0	0	0	1
2/11/2009	3	4,468	47.2	0	0	0	0	1
2/12/2009	4	5,395	61.1	0	0	0	0	1
2/13/2009	5	5,947	65.7	1	0	0	0	1
2/14/2009	6	6,952	72.7	0	1	0	0	1
2/15/2009	7	6,915	67.3	0	0	1	0	1
2/16/2009	1	6,026	52.0	0	0	0	0	1
2/17/2009	2	6,473	63.6	0	0	0	0	1
2/18/2009	3	8,326	81.6	0	0	0	0	1
2/19/2009	4	7,759	62.0	0	0	0	0	1
2/20/2009	5	7,080	65.0	1	0	0	0	1
2/21/2009	6	6,813	73.5	0	1	0	0	1
2/22/2009	7	6,889	70.4	0	0	1	0	1
2/23/2009	1	6,168	68.5	0	0	0	0	1
2/24/2009	2	4,471	49.1	0	0	0	0	1
2/25/2009	3	6,357	72.7	0	0	0	0	1
2/26/2009	4	7,947	84.7	0	0	0	0	1
2/27/2009	5	8,430	72.0	1	0	0	0	1
2/28/2009	6	8,232	87.1	0	1	0	0	1

154	5555.785861	347.2141389
155	5553.737992	41.26200833
156	5133.43646	123.5635398
157	6914.751541	125.2484593
158	6432.318485	615.68151146
159	5585.335644	158.6643562
160	4845.44139	633.5586098
161	8317.559577	1214.440423
162	10673.71696	-102.7169639
163	9106.378999	-199.3789988
164	7101.875619	385.124381
165	7569.154338	645.8456624
166	8923.310712	162.6892881
167	8811.951268	-554.9512682
168	6005.267167	-812.267167
169	6506.894366	241.105634
170	8976.331029	-484.3310295
171	9606.348872	147.6511283
172	8115.019837	1045.980163
173	8250.737851	-1245.737851
174	5780.275474	577.7245258
175	5240.944109	-66.944109
176	4932.447972	-371.4479724
177	5917.107204	-214.1072036
178	6385.284455	-174.2844546
179	6675.963546	-384.9635464
180	6358.090578	-852.090578
181	6442.101573	14.89842659
182	6376.073826	-898.0738264
183	6056.490643	-760.4906427
184	7208.279711	-559.279711
185	7252.084202	-529.0842017
186	6914.397351	-295.3973514
187	8067.759526	-170.7595257
188	7089.41282	1045.58718
189	7431.156371	369.8436286
190	7420.626875	322.3731248
191	7324.459453	-160.4594525
192	8774.945593	-145.9455927
193	7013.059412	52.94058754
194	7134.075365	-386.0753655
195	9541.919989	-311.9199891
196	10239.48642	-145.4864176
197	9177.455059	56.5449406
198	7531.712038	1093.287962
199	8628.446252	-337.4462518
200	7102.165404	199.8345962
201	8135.815192	-9.81519227
202	9271.014341	-244.0143414
203	8994.386772	-646.3867725
204	6970.811588	533.188412
205	8464.110533	-1125.110533
206	7297.258403	-1546.258403
207	4725.307843	160.6921566
208	7285.948272	-526.9482716
209	7179.697061	-691.6970607
210	7514.470759	-211.4707595
211	9338.252811	-507.252811
212	8561.159341	-457.1593405
213	8034.828347	-228.8283469
214	8317.422154	-633.422154
215	8069.364692	-1049.364692
216	9983.986978	-31.98697791
217	9038.749285	-1.749285337
218	7399.191497	291.8085032
219	8274.368736	-342.3687365
220	7254.994507	579.0054932
221	6976.885129	913.1148707
222	7244.984332	-362.9843318
223	7138.01504	676.9849599
224	10200.38576	-247.3857576
225	10058.65946	334.3405424
226	10759.08511	731.9148973
227	10026.96514	1027.034861
228	9299.936219	-116.9362194
229	6563.110327	1090.889673
230	6844.260914	872.7390862
231	7501.046336	343.9536643
232	6261.770456	10.2956449
233	5198.359522	508.640478
234	7327.883627	-1080.883627
235	9809.336841	-788.3368413
236	9659.614321	-381.6143213
237	9533.350744	-54.35074402
238	9148.551047	1192.448953
239	8512.513422	-133.5134221
240	7902.384053	-369.3840531
241	9416.290878	-723.2908778
242	7325.89772	-503.8977202
243	4969.279473	452.7205273
244	7489.188784	-668.1887839
245	9492.509178	-409.5091784
246	7741.086203	1351.913797
247	8295.860854	-394.8608543
248	5217.034176	700.9658239
249	4463.431591	141.5684085
250	5593.0987	-388.0987002
251	4490.308054	-152.3080541
252	4360.983468	-115.9834682
253	4356.426361	-332.4263612
254	5146.736839	-678.7368394
255	6442.009328	-1047.009328
256	6689.570263	-742.5702632
257	7272.586848	-320.5868481
258	6799.211525	115.7884754
259	5592.72263	433.2773696
260	6675.963546	-202.9635464
261	8354.112245	-28.11224534
262	6525.801894	1233.198106
263	6618.793379	461.206621
264	7344.12624	-531.1262396
265	7092.216302	-203.216302
266	7137.20365	-969.2036504
267	5324.026223	-853.0262225
268	7525.708397	-1168.708397
269	8643.458015	-696.4580155
270	7276.010009	1153.989991
271	8618.649164	-386.6491639
272	7171.46123	-220.4612303
273	7538.020277	-215.0202772
274	6660.366416	733.6335841
275	7838.215422	200.7845779
276	7169.030412	625.9695885
277	8195.189325	453.8106752
278	8340.346417	499.6535834
279	8224.228926	719.7710739
280	6939.714676	1160.285324
281	7394.17677	788.8232297
282	6551.962614	-134.9626136
283	7160.691658	1298.308342
284	8312.974225	-134.9742254
285	6391.162663	103.837337
286	6327.162385	1268.837615
287	5690.98626	1015.01374
288	5855.676652	318.3233476
289	6387.272222	-646.2722216
290	5183.364609	-304.3646091
291	4671.023404	27.97659552
292	6255.65791	597.34209
293	7527.942965	-834.9429649
294	6663.493449	-1477.493449
295	5392.875804	-168.875804
296	5643.038425	-304.0384248
297	5643.038425	148.9615752
298	6058.383606	-384.3836056
299	5532.270998	-181.2709983
300	5718.433341	-228.4333413
301	7287.857656	-376.8576564
302	8625.552439	-240.5524385
303	8136.692984	-897.6929837
304	6057.216198	-151.2161984
305	5987.871302	-517.8713015
306	5202.214975	-486.2149751
307	4367.922294	-380.9222941
308	4561.452195	-233.452195
309	5419.301515	-291.3015154
310	5996.760232	-450.7602318
311	5400.539319	-82.53931888
312	5653.278796	33.7212038
313	6606.252684	-387.2526843
314	6925.835092	423.1649083
315	8648.484012	25.51598792
316	7912.588969	-902.5889693
317	7398.713252	1342.286748
318	8027.246837	76.75316287
319	9265.001634	963.9983662
320	9448.725463	782.274537
321	9305.507022	1065.492978
322	8427.50703	1410.49297
323	8859.037551	745.9624488
324	9503.2063	601.7937002
325	8136.692984	205.3070163
326	7201.160012	-50.16001232
327	5779.673691	1373.326309
328	5782.383446	114.6165542
329	4818.911226	1595.088774
330	9265.55181	1804.44819
331	10376.69078	152.309216
332	8458.777358	5.222642015
333	6193.571695	-123.5716953
334	5556.970597	346.0294029
335	5532.579401	62.42059907
336	5049.627881	207.3721186
337	6817.443735	222.556265
338	7115.554191	-67.55419139

339	5616.663155	127.3368448
340	5399.305374	79.69462572
341	8227.456574	1304.543426
342	10582.73731	-11.73730804
343	9057.441535	-150.4415352
344	6934.186291	552.8137087
345	7525.195483	689.8045171
346	8735.357161	350.642839
347	8778.585443	-521.5854434
348	5866.54684	-673.5468403
349	6402.936852	345.0631476
350	8757.24639	-275.2463903
351	9410.796237	343.2037629
352	9111.643436	49.35656359
353	8143.305625	-1138.305625
354	6356.177399	1.822601212
355	5835.276513	-661.2765127
356	5066.65152	-505.6515197
357	5742.78681	-39.78680983
358	6183.698429	27.30157103
359	6541.222508	-250.2225078
360	6265.001281	-759.0012807
361	6264.451105	192.5488955
362	6142.518537	120.4814625
363	7052.454293	-101.4542934
364	7409.523123	-86.52312262
365	6543.645703	850.3542967
366	7705.690221	333.3097791
367	7045.484398	749.5156024
368	8083.134417	565.8655827
369	8178.667338	661.3326616
370	8091.095853	852.9041466
371	6819.245642	1280.754358
372	7267.609721	915.3902787
373	6436.696473	-19.69647332
374	7037.257534	1421.742466
375	8199.338869	-21.33886906
376	6255.637915	239.3620847
377	6219.484329	1376.515671
378	5587.272782	1118.727218
379	5749.753343	424.2466575
380	6274.215912	-533.2159124
381	5086.462445	-207.4624453
382	4606.256086	92.74391387
383	6121.951378	731.0486221
384	7404.152723	-711.1527226
385	6546.730777	-1360.730777
386	5293.162399	-69.1623993
387	5539.968315	-200.9683146
388	5539.968315	252.0316854
389	5975.000558	-301.0005578
390	5408.27094	-57.27093961
391	5618.923269	-128.923269
392	7162.717207	-251.7172074
393	8542.405454	-157.4054539
394	8060.105561	-821.1055611
395	6008.531391	-102.5313906
396	5965.377173	-495.377173
397	5142.586418	-426.5864177
398	4346.476284	-359.4762844
399	4532.837689	-204.8376889
400	5379.176307	-251.1763067
401	5948.886628	-402.8866277
402	5360.665863	-42.66586302
403	5635.274261	51.72573863
404	6527.784617	-308.7846171
405	6870.066768	478.9332321
406	8565.029329	108.9706706
407	7839.008595	-829.0085954
408	7332.028111	1408.971889
409	7952.127973	151.8720268
410	9198.534663	1030.465337
411	9332.116829	898.8831708
412	9217.808037	1153.191963
413	8347.017438	1490.982562
414	8772.757641	832.2423586
415	9408.282873	696.7171268
416	8060.105561	281.8944389
417	7162.385862	-11.38586201
418	5712.296739	1440.703261
419	5741.958064	155.0419364
420	4786.94211	1627.15789
421	9173.817254	1896.182746
422	10270.04686	258.9531394
423	8377.868177	86.13182298
424	6186.85605	-116.8560503
425	5511.120486	391.8795138
426	5514.044504	80.95549645
427	5033.001579	223.9984211
428	6777.096713	262.9032866
429	7071.207096	-23.2070957
430	5592.42832	151.5716799
431	5403.247269	75.7527306
432	8145.773632	1386.226368
433	10496.43892	74.56108222
434	8987.038013	-80.03801288
435	6892.272807	594.7271929
436	7475.351782	739.6482181
437	8669.275397	416.724603
438	8737.183841	-480.1838413
439	5816.542806	-623.5428063
440	6372.723417	375.276583
441	8690.870915	-208.8709146
442	9335.651368	418.3486318
443	9040.512628	120.4873722
444	8085.168064	-1080.168064
445	6347.279895	10.72010475
446	5785.692067	-611.6920669
447	5054.369486	-493.3694864
448	5716.859636	-13.85963574
449	6151.855061	59.14493862
450	6504.581849	-213.5818486
451	6232.066984	-726.0669838
452	6256.784393	200.215607

PNG-GLGT Bemidii Peak Day Reoression for Winter 2010 - New for Reply Comments

1	2	3	8	22	23	24	25
Date	(Mon=1) Day	Bemidii Daily Meter	WCHDD65	Sat	Sun	Dec	Feb
12/1/2006	5	6,363	65.7	0	0	1	0
12/2/2006	6	7,018	70.5	1	0	1	0
12/3/2006	7	6,895	75.2	0	1	1	0
12/4/2006	1	7,916	78.0	0	0	1	0
12/5/2006	2	6,240	65.5	0	0	1	0
12/6/2006	3	7,966	79.4	0	0	1	0
12/7/2006	4	7,208	75.7	0	0	1	0
12/8/2006	5	5,057	48.7	0	0	1	0
12/9/2006	6	4,522	33.2	1	0	1	0
12/10/2006	7	4,279	42.3	0	1	1	0
12/11/2006	1	4,131	38.3	0	0	1	0
12/12/2006	2	5,310	39.1	0	0	1	0
12/13/2006	3	4,806	40.0	0	0	1	0
12/14/2006	4	5,233	43.5	0	0	1	0
12/15/2006	5	5,439	47.5	0	0	1	0
12/16/2006	6	4,976	42.2	1	0	1	0
12/17/2006	7	5,713	53.7	0	1	1	0
12/18/2006	1	5,444	53.5	0	0	1	0
12/19/2006	2	4,565	42.0	0	0	1	0
12/20/2006	3	5,494	44.3	0	0	1	0
12/21/2006	4	4,746	45.0	0	0	1	0
12/22/2006	5	4,576	41.4	0	0	1	0
12/23/2006	6	4,748	45.0	1	0	1	0
12/24/2006	7	4,178	46.8	1	0	1	0
12/25/2006	1	4,949	54.0	0	1	1	0
12/26/2006	2	4,640	49.9	0	0	1	0
12/27/2006	3	4,539	42.7	0	0	1	0
12/28/2006	4	4,406	45.5	0	0	1	0
12/29/2006	5	4,600	41.4	0	0	1	0
12/30/2006	6	4,346	42.0	1	0	1	0
12/31/2006	7	6,138	49.0	1	0	1	0
1/1/2007	1	5,977	53.5	0	1	0	0
1/2/2007	2	5,449	48.1	0	0	0	0
1/3/2007	3	4,601	36.5	0	0	0	0
1/4/2007	4	4,355	29.2	0	0	0	0
1/5/2007	5	4,543	43.0	0	0	0	0
1/6/2007	6	4,679	46.2	1	0	0	0
1/7/2007	7	5,793	54.0	0	1	0	0
1/8/2007	1	6,072	56.6	0	0	0	0
1/9/2007	2	6,691	67.4	0	0	0	0
1/10/2007	3	5,549	61.1	0	0	0	0
1/11/2007	4	7,816	70.5	0	0	0	0
1/12/2007	5	9,186	87.6	0	0	0	0
1/13/2007	6	7,955	77.4	1	0	0	0
1/14/2007	7	8,053	79.3	0	1	0	0
1/15/2007	1	8,639	77.4	0	0	0	0
1/16/2007	2	7,598	75.7	0	0	0	0
1/17/2007	3	6,282	58.6	0	0	0	0
1/18/2007	4	6,594	59.9	0	0	0	0
1/19/2007	5	7,919	73.0	0	0	0	0
1/20/2007	6	5,917	64.2	1	0	0	0
1/21/2007	7	6,653	56.7	0	1	0	0
1/22/2007	1	6,444	54.9	0	0	0	0
1/23/2007	2	6,300	62.1	0	0	0	0
1/24/2007	3	6,795	60.9	0	0	0	0
1/25/2007	4	5,990	65.0	0	0	0	0
1/26/2007	5	5,439	49.0	0	0	0	0
1/27/2007	6	8,411	76.7	1	0	0	0
1/28/2007	7	7,505	81.6	0	1	0	0
1/29/2007	1	7,991	78.7	0	0	0	0
1/30/2007	2	7,653	81.3	0	0	0	0
1/31/2007	3	7,775	74.5	0	0	0	0
2/1/2007	4	8,684	85.0	0	0	0	1
2/2/2007	5	9,254	88.7	0	0	0	1
2/3/2007	6	10,369	104.7	1	0	0	1
2/4/2007	7	11,404	100.7	0	1	0	1
2/5/2007	1	10,581	83.0	0	0	0	1
2/6/2007	2	9,669	82.6	0	0	0	1
2/7/2007	3	9,381	93.0	0	0	0	1
2/8/2007	4	8,993	85.9	0	0	0	1
2/9/2007	5	9,511	93.0	0	0	0	1
2/10/2007	6	8,337	84.0	1	0	0	1
2/11/2007	7	7,402	69.7	0	1	0	1
2/12/2007	1	8,551	80.2	0	0	0	1
2/13/2007	2	8,837	82.0	0	0	0	1
2/14/2007	3	8,844	84.0	0	0	0	1
2/15/2007	4	7,523	76.7	0	0	0	1
2/16/2007	5	6,439	65.3	0	0	0	1
2/17/2007	6	6,882	71.1	1	0	0	1
2/18/2007	7	6,795	72.3	0	1	0	1
2/19/2007	1	5,442	55.5	0	0	0	1
2/20/2007	2	4,391	45.9	0	0	0	1
2/21/2007	3	5,909	50.7	0	0	0	1
2/22/2007	4	5,534	58.8	0	0	0	1
2/23/2007	5	5,903	58.3	0	0	0	1
2/24/2007	6	5,415	54.0	1	0	0	1
2/25/2007	7	4,839	47.9	0	1	0	1
2/26/2007	1	5,001	47.9	0	0	0	1
2/27/2007	2	4,898	46.2	0	0	0	1
2/28/2007	3	5,356	48.0	0	0	0	1
12/1/2007	6	6,263	62.1	1	0	1	0
12/2/2007	7	6,951	71.0	0	1	1	0
12/3/2007	1	7,323	72.0	0	0	1	0
12/4/2007	2	7,394	64.1	0	0	1	0
12/5/2007	3	8,039	66.0	0	0	1	0
12/6/2007	4	7,795	69.4	0	0	1	0
12/7/2007	5	8,649	82.5	0	0	1	0
12/8/2007	6	8,840	82.0	1	0	1	0
12/9/2007	7	8,944	79.7	0	1	1	0
12/10/2007	1	8,100	66.2	0	0	1	0
12/11/2007	2	8,183	71.8	0	0	1	0
12/12/2007	3	6,417	62.4	0	0	1	0
12/13/2007	4	8,459	69.5	0	0	1	0
12/14/2007	5	8,178	72.0	0	0	1	0
12/15/2007	6	6,495	62.6	1	0	1	0
12/16/2007	7	7,596	60.2	0	1	1	0
12/17/2007	1	6,706	46.0	0	0	1	0
12/18/2007	2	6,174	48.0	0	0	1	0
12/19/2007	3	5,741	60.2	0	0	1	0
12/20/2007	4	4,879	48.1	0	0	1	0
12/21/2007	5	4,699	43.5	0	0	1	0
12/22/2007	6	6,853	62.3	1	0	1	0
12/23/2007	7	6,693	74.7	0	1	1	0
12/24/2007	1	5,186	63.6	0	1	1	0
12/25/2007	2	5,224	49.5	1	0	1	0
12/26/2007	3	5,339	46.0	0	0	1	0
12/27/2007	4	5,792	46.0	0	0	1	0
12/28/2007	5	5,674	51.0	0	0	1	0
12/29/2007	6	5,351	47.0	1	0	1	0
12/30/2007	7	5,490	54.3	0	1	1	0
12/31/2007	1	6,911	71.0	0	1	1	0
1/1/2008	2	8,385	85.0	1	0	0	0
1/2/2008	3	7,239	77.9	0	0	0	0
1/3/2008	4	5,906	57.3	0	0	0	0
1/4/2008	5	5,470	57.6	0	0	0	0
1/5/2008	6	4,716	49.9	1	0	0	0
1/6/2008	7	3,987	39.5	0	1	0	0
1/7/2008	1	4,328	35.0	0	0	0	0
1/8/2008	2	5,128	49.9	0	0	0	0
1/9/2008	3	5,546	55.4	0	0	0	0
1/10/2008	4	5,318	48.5	0	0	0	0
1/11/2008	5	5,687	54.0	0	0	0	0
1/12/2008	6	6,219	63.8	1	0	0	0
1/13/2008	7	7,349	66.1	0	1	0	0
1/14/2008	1	8,674	84.0	0	0	0	0
1/15/2008	2	7,010	77.2	0	0	0	0
1/16/2008	3	8,741	71.7	0	0	0	0
1/17/2008	4	8,104	76.7	0	0	0	0
1/18/2008	5	10,229	93.4	0	0	0	0
1/19/2008	6	10,231	96.0	1	0	0	0
1/20/2008	7	10,371	92.4	0	1	0	0
1/21/2008	1	9,838	81.6	0	0	0	0
1/22/2008	2	9,605	87.5	0	0	0	0
1/23/2008	3	10,105	93.7	0	0	0	0
1/24/2008	4	8,342	77.9	0	0	0	0
1/25/2008	5	7,151	69.6	0	0	0	0
1/26/2008	6	7,153	55.4	1	0	0	0
1/27/2008	7	5,897	53.1	0	1	0	0
1/28/2008	1	6,414	43.1	0	0	0	0
1/29/2008	2	11,070	89.6	0	0	0	0
1/30/2008	3	10,529	103.8	0	0	0	0
1/31/2008	4	8,464	82.8	0	0	0	0
2/1/2008	5	6,070	62.3	0	0	0	1
2/2/2008	6	5,903	54.4	1	0	0	1
2/3/2008	7	5,595	54.0	0	1	0	1
2/4/2008	1	5,257	47.1	0	0	0	1
2/5/2008	2	7,040	66.2	0	0	0	1
2/6/2008	3	7,048	61.0	0	0	0	1
2/7/2008	4	5,744	51.9	0	0	0	1
2/8/2008	5	5,479	46.0	0	0	0	1
2/9/2008	6	9,532	83.9	1	0	0	1
2/10/2008	7	10,571	108.7	0	1	0	1
2/11/2008	1	8,907	89.6	0	0	0	1
2/12/2008	2	7,487	68.2	0	0	0	1
2/13/2008	3	8,215	73.2	0	0	0	1
2/14/2008	4	9,086	87.6	0	0	0	1
2/15/2008	5	8,257	88.4	0	0	0	1
2/16/2008	6	5,193	59.2	1	0	0	1
2/17/2008	7	6,748	64.2	0	1	0	1
2/18/2008	1	8,482	88.2	0	0	0	1
2/19/2008	2	9,754	95.0	0	0	0	1
2/20/2008	3	9,161	79.0	0	0	0	1
2/21/2008	4	7,005	80.5	0	0	0	1
2/22/2008	5	6,358	56.0	0	0	0	1
2/23/2008	6	5,174	51.0	1	0	0	1

SUMMARY OUTPUT

Regression Statistics	
Multiple R	0.931611087
R Square	0.867899218
Adjusted R Square	0.86540675
Standard Error	627.8267235
Observations	271

ANOVA

	df	*SS*	*MS*	*F*	*Significance F*
Regression	5	691281092.6	137252218.5	348.2088	3.1204E-114
Residual	265	104454094.6	394166.3948		
Total	270	790715187.2			

	Coefficients	*Standard Error*	*t Stat*	*P-value*	*Lower 95%*	*Upper 95%*	*Lower 95.0%*	*Upper 95.0%*
Intercept	948.9760	177.5487	5.3449	0.0000	599.3903977	1298.562	599.3904	1298.562
WCHDD65	93.5517	2.3182	40.3558	0.0000	88.98730541	98.11605	88.98731	98.11605
Sat	(216.5199)	104.5653	(2.0707)	0.0394	-422.4043286	-10.6355	-422.404	-10.6355
Sun	(181.1907)	109.5943	(1.6533)	0.0995	-396.9770003	34.59569	-396.977	34.59569
Dec	(194.3062)	93.8774	(2.0698)	0.0394	-379.146638	-9.46574	-379.147	-9.46574
Feb	(263.2905)	94.4029	(2.7890)	0.0057	-449.1657084	-77.4153	-449.166	-77.4153

RESIDUAL OUTPUT

Observation	*Predicted Daily Meter*	*Residuals*
1	6903.522694	-540.5226941
2	7132.671368	-114.671368
3	7604.287997	-709.2879968
4	8049.994868	-133.9948677
5	6881.608437	-641.6084365
6	8178.191986	-212.1919865
7	7832.582442	624.5824416
8	5308.603068	-251.6030682
9	3646.482112	875.5178884
10	4534.846997	-255.6469972
11	4337.527113	-206.5271127
12	4412.411785	897.5882147
13	4499.864433	306.1355669
14	4821.817188	411.1828124
15	5195.566456	243.4335443
16	4487.635746	488.3642543
17	5593.251478	119.7485219
18	5764.29439	-320.2943899
19	4680.910739	-115.9107392
20	4901.245714	592.7542858
21	4964.495375	-218.4953747
22	4632.175685	-56.17568471
23	4750.314652	-2.314651879
24	4912.508865	-734.5088647
25	5622.004822	-673.004822
26	5427.46713	-787.4671299
27	4749.182608	-210.1826076
28	5013.989434	-607.9894345
29	4632.175685	-32.17568471
30	4464.396814	-118.3968141
31	5119.38397	1018.61603
32	5777.409926	199.5900737
33	5450.136914	-1.136913735
34	4363.680955	237.3190451
35	3684.59536	670.4046401
36	4972.819051	-429.8190513
37	5057.402384	-378.4023842
38	5822.734113	-29.73411322
39	6247.105623	-175.1056234
40	7251.692197	-560.6921968
41	6663.384613	-1114.384613
42	7543.497494	272.5025161
43	9148.439832	37.56016767
44	7968.987285	-13.98728534
45	8183.929139	-130.9291388
46	8185.50721	453.4927895
47	8029.721798	-431.721798
48	6433.42568	-151.4256804
49	6549.376017	44.6239825
50	7781.365867	137.6341327
51	6742.556059	-825.5560591
52	6073.756567	579.2434326
53	6085.574669	358.4253309
54	6756.060394	-456.0603936
55	6642.137563	152.8624368
56	7027.000312	-1037.000312
57	5530.210086	-91.21008572
58	7909.076906	501.9230938
59	8405.598636	-900.5986356
60	8310.645848	-319.6458476
61	8554.704826	-901.7048257
62	7914.144912	-139.1449121
63	8636.366313	47.63368726
64	8981.318303	272.681697
65	10259.59034	109.4096646
66	9924.924107	1479.075893
67	8450.474876	2130.525124
68	8409.059613	1259.940387
69	9383.074273	-2.074272692
70	8721.042593	271.9574065
71	9383.074273	127.9257273
72	8326.860913	10.1390872
73	7028.173148	373.8268517
74	8189.295713	361.7042869
75	8354.485829	482.5141711
76	8546.325784	297.6742163
77	7859.843855	-336.8438654
78	6796.622365	-357.6223649
79	7116.630293	-234.630293
80	7264.398231	-469.3982309
81	5877.914979	-435.9149793
82	4981.093835	-590.0938345
83	5426.786113	482.2138867
84	6185.186045	-651.1860452
85	6141.672653	-238.6726526
86	5524.114339	-109.1143394
87	4989.301908	-150.3019082
88	5170.492563	-169.4925627
89	5004.400136	-106.4001364
90	5176.883121	179.1168794
91	6345.234278	-82.23427769
92	7217.432206	-266.4322062
93	7489.106377	-166.1063774
94	6750.622681	643.3773195
95	6929.08064	1109.91936
96	7245.291185	549.7088147
97	9475.382632	173.6173684
98	8206.950216	633.0497838
99	8026.144926	917.855074
100	6944.10762	1155.89238
101	7473.136846	709.8631539
102	6592.401518	-175.4015185
103	7258.199084	1200.800916
104	7490.390716	687.6092837
105	6393.3472	101.6528005
106	6209.096226	1386.903774
107	5058.047054	1647.952946
108	5245.150413	928.8495873
109	6387.040128	-646.0401278
110	5255.830723	-376.8307229
111	4827.25115	-128.2511501
112	6370.220014	462.7799862
113	7558.869074	-865.8690736
114	6523.954584	-1337.954584
115	5167.798717	56.201283
116	5058.047054	280.952946
117	5058.047054	733.952946
118	5525.805451	148.1945494
119	4935.078808	415.9211918
120	5648.781981	-158.7819813
121	7217.432206	-306.4322062
122	8682.433506	-297.4335063
123	8232.822317	-993.8223168
124	6310.400063	-404.4000627
125	6335.732828	-865.7328281
126	5400.312164	-684.3121643
127	4463.386369	-476.3863694
128	4223.284772	104.7152277
129	5616.832089	-488.8320895
130	6135.692325	-589.692325
131	5485.773574	-167.7735738
132	5997.501667	-310.5016673
133	6697.718995	-478.7189951
134	6952.812165	396.1878348
135	8809.616287	-135.6162869
136	8172.680737	-1162.680737
137	7660.107843	1080.892157
138	8122.940367	-18.94036708
139	9683.320754	545.6792461
140	9717.992861	513.0071386
141	9408.320121	962.6798786
142	8586.78929	1251.21071
143	9134.276465	470.7235351
144	9718.044437	386.9555633
145	8232.822317	109.1776832
146	7463.648669	-312.6486688
147	5919.1724	1233.8276
148	5734.903668	162.0963324

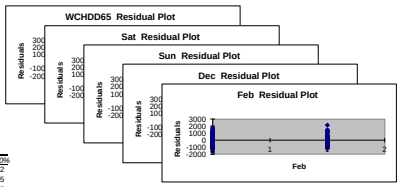

2/24/2008	7	4,561	47.3	0	1	0	1
2/25/2008	1	5,703	55.5	0	0	0	1
2/26/2008	2	6,211	60.5	0	0	0	1
2/27/2008	3	6,291	63.6	0	0	0	1
2/28/2008	4	5,506	60.2	0	0	0	1
2/29/2008	5	6,457	63.1	0	0	0	1
12/1/2008	1	5,478	59.6	0	0	1	0
12/2/2008	2	5,296	56.2	0	0	1	0
12/3/2008	3	6,649	68.5	0	0	1	0
12/4/2008	4	6,723	69.0	0	0	1	0
12/5/2008	5	6,619	67.4	0	0	1	0
12/6/2008	6	7,897	80.5	1	0	1	0
12/7/2008	7	8,135	69.6	0	1	1	0
12/8/2008	1	7,801	70.9	0	0	1	0
12/9/2008	2	7,743	70.8	0	0	1	0
12/10/2008	3	7,164	69.8	0	0	1	0
12/11/2008	4	8,629	85.3	0	0	1	0
12/12/2008	5	7,066	68.4	0	0	1	0
12/13/2008	6	6,748	70.5	1	0	1	0
12/14/2008	7	9,230	95.9	0	1	1	0
12/15/2008	1	10,094	101.0	0	0	1	0
12/16/2008	2	9,234	89.6	0	0	1	0
12/17/2008	3	8,625	72.0	0	0	1	0
12/18/2008	4	8,291	83.7	0	0	1	0
12/19/2008	5	7,302	69.4	0	0	1	0
12/20/2008	6	8,126	81.2	1	0	1	0
12/21/2008	7	9,027	93.0	0	1	1	0
12/22/2008	1	8,348	87.6	0	0	1	0
12/23/2008	2	7,504	66.0	0	0	1	0
12/24/2008	3	7,339	82.0	0	0	1	0
12/25/2008	4	5,751	71.5	0	0	1	0
12/26/2008	5	4,886	44.7	1	0	1	0
12/27/2008	6	6,759	72.1	1	0	1	0
12/28/2008	7	6,488	70.6	0	1	1	0
12/29/2008	1	7,303	71.8	0	0	1	0
12/30/2008	2	8,831	91.3	0	0	1	0
12/31/2008	3	8,104	85.0	0	0	1	0
1/1/2009	4	7,806	78.1	1	0	0	0
1/2/2009	5	7,684	80.3	0	0	0	0
1/3/2009	6	7,020	78.5	1	0	0	0
1/4/2009	7	9,952	98.6	0	1	0	0
1/5/2009	1	9,037	86.1	0	0	0	0
1/6/2009	2	7,691	68.5	0	0	0	0
1/7/2009	3	7,932	77.9	0	0	0	0
1/8/2009	4	7,834	67.0	0	0	0	0
1/9/2009	5	7,890	66.0	0	0	0	0
1/10/2009	6	6,882	69.6	1	0	0	0
1/11/2009	7	7,815	68.1	0	1	0	0
1/12/2009	1	9,953	98.5	0	0	0	0
1/13/2009	2	10,393	97.0	0	0	0	0
1/14/2009	3	11,491	104.5	0	0	0	0
1/15/2009	4	11,054	96.7	0	0	0	0
1/16/2009	5	9,183	90.8	0	0	0	0
1/17/2009	6	7,654	62.3	1	0	0	0
1/18/2009	7	7,717	65.0	0	1	0	0
1/19/2009	1	7,845	69.6	0	0	0	0
1/20/2009	2	6,272	56.4	0	0	0	0
1/21/2009	3	5,707	45.0	0	0	0	0
1/22/2009	4	6,247	67.8	0	0	0	0
1/23/2009	5	9,021	96.3	0	0	0	0
1/24/2009	6	9,278	95.5	1	0	0	0
1/25/2009	7	9,479	93.7	0	1	0	0
1/26/2009	1	10,341	87.3	0	0	0	0
1/27/2009	2	8,379	80.5	0	0	0	0
1/28/2009	3	7,533	73.9	0	0	0	0
1/29/2009	4	8,693	90.1	0	0	0	0
1/30/2009	5	6,822	69.7	0	0	0	0
1/31/2009	6	5,422	45.3	1	0	0	0
2/1/2009	7	6,821	74.7	0	1	0	1
2/2/2009	1	9,083	93.7	0	0	0	1
2/3/2009	2	9,093	75.0	0	0	0	1
2/4/2009	3	7,901	80.9	0	0	0	1
2/5/2009	4	5,918	48.0	0	0	0	1
2/6/2009	5	4,605	41.9	0	0	0	1
2/7/2009	6	5,205	54.8	1	0	0	1
2/8/2009	7	4,338	42.6	0	1	0	1
2/9/2009	1	4,245	38.8	0	0	0	1
2/10/2009	2	4,024	38.8	0	0	0	1
2/11/2009	3	4,468	47.2	0	0	0	1
2/12/2009	4	5,395	61.1	0	0	0	1
2/13/2009	5	5,947	65.7	0	0	0	1
2/14/2009	6	6,952	72.7	1	0	0	1
2/15/2009	7	6,915	67.3	0	1	0	1
2/16/2009	1	6,026	52.0	0	0	0	1
2/17/2009	2	6,473	63.6	0	0	0	1
2/18/2009	3	8,326	81.6	0	0	0	1
2/19/2009	4	7,759	62.0	0	0	0	1
2/20/2009	5	7,080	65.0	0	0	0	1
2/21/2009	6	6,813	73.5	1	0	0	1
2/22/2009	7	6,889	70.4	0	1	0	1
2/23/2009	1	6,168	68.5	0	0	0	1
2/24/2009	2	4,471	49.1	0	0	0	1
2/25/2009	3	6,357	72.7	0	0	0	1
2/26/2009	4	7,947	84.7	0	0	0	1
2/27/2009	5	8,430	72.0	0	0	0	1
2/28/2009	6	8,232	87.1	1	0	0	1

149	4982.808185	1431.191815
150	9333.858561	1736.141439
151	10663.87618	-134.8761828
152	8692.748511	-228.7485107
153	6517.986189	-447.9861885
154	5555.372894	347.6271059
155	5553.02051	41.97949033
156	5092.507333	164.4926671
157	6875.123308	164.8766925
158	6392.337931	655.6620685
159	5544.736538	199.2634616
160	4989.062742	489.9372583
161	8319.163533	1212.836467
162	10676.7386	-105.7386016
163	9068.351311	-161.3513108
164	7062.384043	424.6159575
165	7530.004015	684.9959852
166	8885.149329	200.8506708
167	8958.469361	-701.4693611
168	6005.182456	-812.1824561
169	6506.872974	241.1270261
170	8938.208367	-456.2083675
171	9568.686312	185.3136883
172	8076.268159	1084.731841
173	8212.085288	-1207.085288
174	5924.579535	433.4204651
175	5240.301213	-66.30121314
176	4931.276762	-370.2767624
177	5876.750391	-173.750391
178	6345.269552	-134.2695517
179	6636.160926	-345.1609264
180	6318.055815	-812.0558155
181	6586.888966	-129.8889655
182	6333.908542	-855.908542
183	6014.091967	-718.0919667
184	7166.722186	-517.7221864
185	7210.558667	-487.5586675
186	7057.386006	-438.386006
187	8067.037398	-170.0373976
188	7087.673186	1047.326814
189	7389.761614	411.2383864
190	7379.224428	363.7755723
191	7282.986774	-118.9867739
192	8734.532204	-105.5322039
193	7156.12012	-90.1201199
194	7132.671368	-384.671368
195	9541.971421	-311.9714207
196	10200.14258	-106.1425827
197	9137.335623	96.6643768
198	7490.390716	1134.609284
199	8587.925875	-296.9258746
200	7245.291185	56.7088147
201	8135.142765	-9.14276521
202	9270.867931	-243.8679306
203	8994.133642	-606.1336415
204	6929.08064	574.9193596
205	8423.470141	-1084.470141
206	7440.526661	-1689.526661
207	4722.144723	163.8552766
208	7284.691187	-525.6551868
209	7178.023361	-690.0233613
210	7473.136846	-170.1368461
211	9298.250805	-467.2508053
212	8705.350625	-601.3506251
213	8037.549582	-231.5495817
214	8464.90285	-780.9029498
215	8072.111149	-1052.111149
216	9987.828663	-35.82866343
217	9001.995965	35.00403516
218	7361.240808	329.7591925
219	8237.057189	-305.057189
220	7216.938511	617.0614895
221	7123.386831	766.6131688
222	7247.128744	-365.1287436
223	7139.778313	675.2216872
224	10164.48078	-211.48078
225	10022.65098	370.3490227
226	10723.58815	767.4118468
227	9990.933512	1063.066488
228	9448.134445	-265.1344451
229	6564.756767	1089.243233
230	6845.809658	871.1903421
231	7463.170031	381.829969
232	6222.989108	49.01089217
233	5158.801566	548.1984345
234	7289.880862	-1042.880862
235	9957.907082	-936.9070822
236	9663.522137	-385.522137
237	9536.86333	-57.86332998
238	9111.877915	1229.122085
239	8475.375792	-96.37579165
240	7864.808045	-331.8008453
241	9379.813276	-686.8132759
242	7472.654306	-650.6543059
243	4969.761938	452.2380623
244	7489.884761	-668.8847613
245	9454.763481	-371.7634812
246	7702.061442	1390.938558
247	8257.241245	-356.2412451
248	5176.1661	741.8338997
249	4606.773961	-1.773961231
250	5592.712983	-387.7129828
251	4488.813949	-150.8139494
252	4319.490219	-74.4902187
253	4314.929784	-290.9297836
254	5105.817425	-637.8174255
255	6402.035851	-1007.035851
256	6834.538382	-887.5383817
257	7273.427661	-321.4276606
258	6799.403612	115.5963883
259	5552.12892	473.8710802
260	6636.160926	-163.1609264
261	8315.535177	10.46482291
262	6485.889611	1273.110389
263	6763.709809	316.2901909
264	7345.019297	-532.0192973
265	7092.62237	-203.6223705
266	7097.737874	-929.7378741
267	5283.236283	-812.2362829
268	7486.526345	-1129.526345
269	8605.092256	-658.0922564
270	7421.406404	1008.593596
271	8620.473005	-388.4730055
271	8618.649164	-386.6491639
272	7171.46123	-220.4612303
273	7538.020277	-215.0202772
274	6660.366416	733.6335841
275	7838.215422	200.7845779
276	7169.030412	625.9695885
277	8195.189225	453.8106752
278	8340.346417	499.6535834
279	8224.228926	719.7710739
280	6939.714676	1160.285324
281	7394.17677	788.8232297
282	6551.962614	-134.9626136
283	7160.691658	1298.308342
284	8312.974225	-134.9742254
285	6391.162663	103.837337
286	6327.162385	1268.837615
287	5690.98626	1015.01374
288	5855.676652	318.3233476
289	6387.272222	-646.2722216
290	5183.364609	-304.3646091
291	4671.023404	27.97659552
292	6255.65791	597.34209
293	7527.942965	-834.9429649
294	6663.493449	-1477.493449
295	5392.875804	-168.875804
296	5643.038425	-304.0384248
297	5643.038425	148.9615752
298	6058.383606	-384.3836056
299	5532.270098	-181.2709983
300	5718.433341	-228.4333413
301	7287.857656	-376.8576564
302	8626.552439	-240.5524385
303	8136.692984	-897.6929837
304	6057.216198	-151.2161984
305	5987.871302	-517.8713015
306	5202.214975	-486.2149751
307	4367.922294	-380.9222941
308	4561.452195	-233.452195
309	5419.301515	-291.3015154
310	5996.760232	-450.7602318
311	5400.539319	-82.53931888
312	5653.278796	33.7212038
313	6606.252684	-387.2526843
314	6925.835092	423.1649083
315	8648.484012	25.51599792
316	7912.588969	-902.5889693
317	7398.713252	1342.286748
318	8027.248637	76.75316287
319	9265.001634	963.9983662
320	9448.725463	782.274537
321	9305.507022	1065.492978
322	8427.50703	1410.49297
323	8859.037551	745.9624488
324	9503.2063	601.7937002
325	8136.692984	205.3070163
326	7201.160012	-50.16001232

327	5779.673691	1373.326309
328	5782.383446	114.6165542
329	4818.911226	1595.088774
330	9265.55181	1804.44819
331	10376.69078	152.309216
332	8458.777358	5.222642015
333	6193.571695	-123.5716953
334	5556.970597	346.0294029
335	5532.579401	62.42059907
336	5049.627881	207.3721186
337	6817.443735	222.556265
338	7115.554191	-67.55419139
339	5616.663155	127.3368448
340	5399.305374	79.69462572
341	8227.456574	1304.543426
342	10582.73731	-11.73730804
343	9057.441535	-150.4415352
344	6934.186291	552.8137087
345	7525.195483	689.8045171
346	8735.357161	350.642839
347	8778.595443	-521.5954434
348	5866.54684	-673.5468403
349	6402.936852	345.0631476
350	8757.24639	-275.2463903
351	9410.796237	343.2037629
352	9111.643436	49.35656359
353	8143.305625	-1138.305625
354	6356.177399	1.822601212
355	5835.276513	-661.2765127
356	5066.65152	-505.6515197
357	5742.78681	-39.78680983
358	6183.698429	27.30157103
359	6541.222508	-250.2225078
360	6265.001281	-759.0012807
361	6264.451105	192.5488955
362	6142.518537	120.4814625
363	7052.454293	-101.4542934
364	7409.523123	-86.52312262
365	6543.645703	850.3542967
366	7705.690221	333.3097791
367	7045.484398	749.5156024
368	8083.134417	565.8655827
369	8178.667338	661.3326616
370	8091.095853	852.9041466
371	6819.245642	1280.754358
372	7267.609721	915.3902787
373	6436.696473	-19.69647332
374	7037.257534	1421.742466
375	8199.338869	-21.33886906
376	6255.637915	239.3620847
377	6219.484329	1376.515671
378	5587.272782	1118.727218
379	5748.753343	424.2466575
380	6274.215912	-533.2159124
381	5086.462445	-207.4624453
382	4606.256086	92.74391387
383	6121.951378	731.0486221
384	7404.152723	-711.1527226
385	6546.730777	-1360.730777
386	5293.162399	-69.1623993
387	5539.968315	-200.9683146
388	5539.968315	252.0316854
389	5975.000558	-301.0005578
390	5408.27094	-57.27093961
391	5618.923269	-128.923269
392	7162.717207	-251.7172074
393	8542.405454	-157.4054539
394	8060.105561	-821.1055611
395	6008.531391	-102.5313906
396	5965.377173	-495.377173
397	5142.586418	-426.5864177
398	4346.476294	-359.4762944
399	4532.837689	-204.8376889
400	5379.176307	-251.1763067
401	5948.886628	-402.8866277
402	5360.665863	-42.66586302
403	5635.274261	51.72573863
404	6527.784617	-308.7846171
405	6870.066768	478.9332321
406	8565.029329	108.9706706
407	7839.008595	-829.0085954
408	7332.028111	1408.971889
409	7952.127973	151.8720268
410	9198.534663	1030.465337
411	9332.116829	898.8831708
412	9217.808037	1153.191963
413	8347.017438	1490.982562
414	8772.757641	832.2423586
415	9408.282873	696.7171268
416	8060.105561	281.8944389
417	7162.385862	-11.38586201
418	5712.296739	1440.703261
419	5741.958064	155.0419364
420	4786.84211	1627.15789
421	9173.817254	1896.182746
422	10270.04686	258.9531394
423	8377.868177	86.13182298
424	6186.85605	-116.8560503
425	5511.120486	391.8795138
426	5514.044504	80.95549645
427	5033.001579	223.9984211
428	6777.096713	262.9032866
429	7071.207096	-23.2070957
430	5592.42632	151.5716799
431	5403.247269	75.7527306
432	8145.773632	1386.226368
433	10496.43892	74.56108222
434	8987.038013	-80.03801288
435	6892.272807	594.7271929
436	7475.351782	739.6482181
437	8669.275397	416.724603
438	8737.183841	-480.1838413
439	5816.542806	-623.5428063
440	6372.723417	375.276583
441	8690.870915	-208.8709146
442	9335.651368	418.3486318
443	9040.512628	120.4873722
444	8085.168064	-1080.168064
445	6347.279895	10.72010475
446	5785.692067	-611.6920669
447	5054.368486	-493.3684864
448	5716.859636	-13.85963574
449	6151.855061	59.14493862
450	6504.581849	-213.5818486
451	6232.066984	-726.0669838
452	6256.784393	200.215607

PNG-GLGT Bemidji Peak Day Regression for Winter 2010 - New for Reply Comments

1	2	3	8	22	24	25
	(Mon=1)	Bemidji				
Date	Day	Daily Meter	WCHDD65	Sat	Dec	Feb
12/1/2006	5	6,363	65.7	0	1	0
12/2/2006	6	7,018	70.5	1	1	0
12/3/2006	7	6,895	75.2	0	1	0
12/4/2006	1	7,916	78.0	0	1	0
12/5/2006	2	6,240	65.5	0	1	0
12/6/2006	3	7,966	79.4	0	1	0
12/7/2006	4	7,208	75.7	0	1	0
12/8/2006	5	5,057	48.7	0	1	0
12/9/2006	6	4,522	33.2	1	1	0
12/10/2006	7	4,279	42.3	0	1	0
12/11/2006	1	4,131	38.3	0	1	0
12/12/2006	2	5,310	39.1	0	1	0
12/13/2006	3	4,806	40.0	0	1	0
12/14/2006	4	5,233	43.5	0	1	0
12/15/2006	5	5,439	47.5	0	1	0
12/16/2006	6	4,976	42.2	1	1	0
12/17/2006	7	5,713	53.7	0	1	0
12/18/2006	1	5,444	53.5	0	1	0
12/19/2006	2	4,565	42.0	0	1	0
12/20/2006	3	5,494	44.3	0	1	0
12/21/2006	4	4,746	45.0	0	1	0
12/22/2006	5	4,576	41.4	0	1	0
12/23/2006	6	4,748	45.0	1	1	0
12/24/2006	7	4,178	46.8	1	1	0
12/25/2006	1	4,949	54.0	0	1	0
12/26/2006	2	4,640	49.9	0	1	0
12/27/2006	3	4,539	42.7	0	1	0
12/28/2006	4	4,406	45.5	0	1	0
12/29/2006	5	4,600	41.4	0	1	0
12/30/2006	6	4,346	42.0	1	1	0
12/31/2006	7	6,138	49.0	1	1	0
1/1/2007	1	5,977	53.5	0	0	0
1/2/2007	2	5,449	48.1	0	0	0
1/3/2007	3	4,601	36.5	0	0	0
1/4/2007	4	4,355	29.2	0	0	0
1/5/2007	5	4,543	43.0	0	0	0
1/6/2007	6	4,679	46.2	1	0	0
1/7/2007	7	5,793	54.0	0	0	0
1/8/2007	1	6,072	56.6	0	0	0
1/9/2007	2	6,691	67.4	0	0	0
1/10/2007	3	5,549	61.1	0	0	0
1/11/2007	4	7,816	70.5	0	0	0
1/12/2007	5	9,186	87.6	0	0	0
1/13/2007	6	7,955	77.4	1	0	0
1/14/2007	7	8,053	79.3	0	0	0
1/15/2007	1	8,639	77.4	0	0	0
1/16/2007	2	7,598	75.7	0	0	0
1/17/2007	3	6,282	58.6	0	0	0
1/18/2007	4	6,594	59.9	0	0	0
1/19/2007	5	7,919	73.0	0	0	0
1/20/2007	6	5,917	64.2	1	0	0
1/21/2007	7	6,653	56.7	0	0	0
1/22/2007	1	6,444	54.9	0	0	0
1/23/2007	2	6,300	62.1	0	0	0
1/24/2007	3	6,795	60.9	0	0	0
1/25/2007	4	5,990	65.0	0	0	0
1/26/2007	5	5,439	49.0	0	0	0
1/27/2007	6	8,411	76.7	1	0	0
1/28/2007	7	7,505	81.6	0	0	0
1/29/2007	1	7,991	78.7	0	0	0
1/30/2007	2	7,653	81.3	0	0	0
1/31/2007	3	7,775	74.5	0	0	0
2/1/2007	4	8,684	85.0	0	0	1
2/2/2007	5	9,254	88.7	0	0	1
2/3/2007	6	10,369	104.7	1	0	1
2/4/2007	7	11,404	100.7	0	0	1
2/5/2007	1	10,581	83.0	0	0	1
2/6/2007	2	9,669	82.6	0	0	1
2/7/2007	3	9,381	93.0	0	0	1
2/8/2007	4	8,993	85.9	0	0	1
2/9/2007	5	9,511	93.0	0	0	1
2/10/2007	6	8,337	84.0	1	0	1
2/11/2007	7	7,402	69.7	0	0	1
2/12/2007	1	8,551	80.2	0	0	1
2/13/2007	2	8,837	82.0	0	0	1
2/14/2007	3	8,844	84.0	0	0	1
2/15/2007	4	7,523	76.7	0	0	1
2/16/2007	5	6,439	65.3	0	0	1
2/17/2007	6	6,882	71.1	1	0	1
2/18/2007	7	6,795	72.3	0	0	1
2/19/2007	1	5,442	55.5	0	0	1
2/20/2007	2	4,391	45.9	0	0	1
2/21/2007	3	5,909	50.7	0	0	1
2/22/2007	4	5,534	58.8	0	0	1
2/23/2007	5	5,903	58.3	0	0	1
2/24/2007	6	5,415	54.0	1	0	1
2/25/2007	7	4,839	47.9	0	0	1
2/26/2007	1	5,001	47.9	0	0	1
2/27/2007	2	4,898	46.2	0	0	1
2/28/2007	3	5,356	48.0	0	0	1
12/1/2007	6	6,263	62.1	1	1	0
12/2/2007	7	6,951	71.0	0	1	0
12/3/2007	1	7,323	72.0	0	1	0
12/4/2007	2	7,394	64.1	0	1	0
12/5/2007	3	8,039	66.0	0	1	0
12/6/2007	4	7,795	69.4	0	1	0
12/7/2007	5	8,649	82.5	0	1	0
12/8/2007	6	8,840	82.0	1	1	0
12/9/2007	7	8,944	79.7	0	1	0
12/10/2007	1	8,100	66.2	0	1	0
12/11/2007	2	8,183	71.8	0	1	0
12/12/2007	3	6,417	62.4	0	1	0
12/13/2007	4	8,459	69.5	0	1	0
12/14/2007	5	8,178	72.0	0	1	0
12/15/2007	6	6,495	62.6	1	1	0
12/16/2007	7	7,596	60.2	0	1	0
12/17/2007	1	6,706	46.0	0	1	0
12/18/2007	2	6,174	48.0	0	1	0
12/19/2007	3	5,741	60.2	0	1	0
12/20/2007	4	4,879	48.1	0	1	0
12/21/2007	5	4,699	43.5	0	1	0
12/22/2007	6	6,853	62.3	1	1	0
12/23/2007	7	6,693	74.7	0	1	0
12/24/2007	1	5,186	63.6	0	1	0
12/25/2007	2	5,224	49.5	1	1	0
12/26/2007	3	5,339	46.0	0	1	0
12/27/2007	4	5,792	46.0	0	1	0
12/28/2007	5	5,674	51.0	0	1	0
12/29/2007	6	5,351	47.0	1	1	0
12/30/2007	7	5,490	54.3	0	1	0
12/31/2007	1	6,911	71.0	0	1	0
1/1/2008	2	8,385	85.0	1	0	0
1/2/2008	3	7,239	77.9	0	0	0
1/3/2008	4	5,906	57.3	0	0	0
1/4/2008	5	5,470	57.6	0	0	0
1/5/2008	6	4,716	49.9	1	0	0
1/6/2008	7	3,987	39.5	0	0	0
1/7/2008	1	4,328	35.0	0	0	0
1/8/2008	2	5,128	49.9	0	0	0
1/9/2008	3	5,546	55.4	0	0	0
1/10/2008	4	5,318	48.5	0	0	0
1/11/2008	5	5,687	54.0	0	0	0
1/12/2008	6	6,219	63.8	1	0	0
1/13/2008	7	7,349	66.1	0	0	0
1/14/2008	1	8,674	84.0	0	0	0
1/15/2008	2	7,010	77.2	0	0	0
1/16/2008	3	8,741	71.7	0	0	0
1/17/2008	4	8,104	76.7	0	0	0
1/18/2008	5	10,229	93.4	0	0	0
1/19/2008	6	10,231	96.0	1	0	0
1/20/2008	7	10,371	92.4	0	0	0
1/21/2008	1	9,838	81.6	0	0	0
1/22/2008	2	9,605	87.5	0	0	0
1/23/2008	3	10,105	93.7	0	0	0
1/24/2008	4	8,342	77.9	0	0	0
1/25/2008	5	7,151	69.6	0	0	0
1/26/2008	6	7,153	55.4	1	0	0
1/27/2008	7	5,897	53.1	0	0	0
1/28/2008	1	6,414	43.1	0	0	0
1/29/2008	2	11,070	89.6	0	0	0
1/30/2008	3	10,529	103.8	0	0	0
1/31/2008	4	8,464	82.8	0	0	0
2/1/2008	5	6,070	62.3	0	0	1
2/2/2008	6	5,903	54.4	1	0	1
2/3/2008	7	5,595	54.0	0	0	1
2/4/2008	1	5,257	47.1	0	0	1
2/5/2008	2	7,040	66.2	0	0	1
2/6/2008	3	7,048	61.0	0	0	1
2/7/2008	4	5,744	51.9	0	0	1
2/8/2008	5	5,479	46.0	0	0	1
2/9/2008	6	9,532	83.9	1	0	1
2/10/2008	7	10,571	108.7	0	0	1
2/11/2008	1	8,907	89.6	0	0	1
2/12/2008	2	7,487	68.2	0	0	1

SUMMARY OUTPUT

Regression Statistics	
Multiple R	0.930879508
R Square	0.866536659
Adjusted R Square	0.864529691
Standard Error	629.8689763
Observations	271

ANOVA

	df	*SS*	*MS*	*F*	*ignificance F*
Regression	4	685183696.5	1.71E+08	431.7642	5.5E-115
Residual	266	105531490.7	396734.9		
Total	270	790715187.2			

	Coefficients	*Standard Error*	*t Stat*	*P-value*	*Lower 95%*	*Upper 95%*	*ower 95.0%*	*Upper 95.0%*
Intercept	929.3987	177.7296	5.2293	0.0000	579.4628	1279.335	579.4628	1279.335
WCHDD65	93.3965	2.3238	40.1912	0.0000	88.82113	97.97191	88.82113	97.97191
Sat	(184.3695)	103.0753	(1.7887)	0.0748	-387.317	18.57742	-387.317	18.57742
Dec	(200.4313)	94.1094	(2.1298)	0.0341	-385.725	-15.1372	-385.725	-15.1372
Feb	(263.2696)	94.7100	(2.7797)	0.0058	-449.746	-76.793	-449.746	-76.793

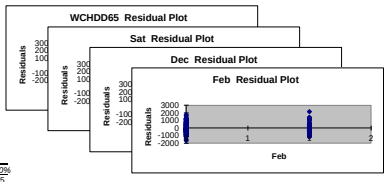

RESIDUAL OUTPUT

Observation	*Predicted Daily Meter*	*Residuals*
1	6867.622052	-504.622052
2	7128.181586	-110.1815864
3	7748.115232	-853.1152324
4	8012.192733	-96.19273297
5	6845.744141	-605.7441406
6	8140.177229	-174.1772292
7	7795.140898	-587.1408984
8	5275.347696	-218.3476957
9	3647.774383	874.2256169
10	4683.565416	-404.5654159
11	4305.882328	-174.8823277
12	4380.642799	929.3572005
13	4467.950402	338.0495982
14	4789.369178	443.6308215
15	5162.498561	276.5014389
16	4487.532914	488.4670863
17	5740.414138	-27.41413799
18	5730.283226	-286.283226
19	4648.696432	-83.6964319
20	4868.665968	625.3340319
21	4931.810725	-185.8107253
22	4600.042207	-24.04220737
23	4749.776151	-1.776151234
24	4911.701355	-733.7013553
25	5769.119793	-820.1197928
26	5394.014614	-754.0146141
27	4716.855067	-177.8550673
28	4981.222696	-575.2226962
29	4600.042207	-0.042207367
30	4464.326535	-118.3265353
31	5118.233346	1019.766654
32	5930.714497	46.2855031
33	5423.094147	25.90585269
34	4338.440141	262.5598594
35	3660.48085	694.5191503
36	4946.567945	-403.5679451
37	5062.801909	-383.8019087
38	5975.963511	-182.963511
39	6218.741236	-146.7412364
40	7221.661443	-530.6614433
41	6634.329603	-1085.329603
42	7512.982754	303.0172461
43	9115.263209	70.73679051
44	7969.557772	-14.55777228
45	8333.242354	-280.2423535
46	8153.927669	485.0723311
47	7998.400636	-400.4006359
48	6404.752071	-122.7520708
49	6520.510097	73.48990268
50	7750.456618	168.5433816
51	6745.160656	-828.1606555
52	6226.569629	426.4303706
53	6057.477991	386.5220088
54	6726.851675	-426.851675
55	6613.117792	181.8822075
56	6997.342224	-1007.342224
57	5503.034513	-64.03451315
58	7909.746758	501.2532419
59	8554.544198	-1049.544198
60	8278.858756	-287.8587562
61	8522.512948	-869.5129478
62	7883.015441	-108.0154412
63	8603.623228	80.3767717
64	8948.003095	305.996905
65	10255.94595	113.0540458
66	10070.93401	1333.065989
67	8418.040104	2162.959896
68	8376.69353	1292.30647
69	9349.092728	31.90727152
70	8688.159068	304.8409316
71	9349.092728	161.9072715
72	8326.422079	10.5779212
73	7178.987487	223.0125127
74	8157.294122	393.705878
75	8322.21026	514.7897399
76	8513.732037	330.2679631
77	7828.38868	-305.3886799
78	6766.930006	-327.9306058
79	7118.198699	-236.1986988
80	7414.820776	-619.8207765
81	5849.746951	-407.7469512
82	4954.413238	-563.4132379
83	5399.366309	509.6336905
84	6156.50839	-622.5083898
85	6113.067167	-210.0671667
86	5528.324028	-113.3240281
87	5143.497837	-304.497837
88	5143.497837	-142.497837
89	4977.680885	-79.68088495
90	5149.877796	206.1222042
91	6342.050508	-79.05050753
92	7361.901065	-410.9010653
93	7452.23451	-129.2345098
94	6714.975632	679.0243677
95	6893.137609	1145.862391
96	7208.8237	586.1763003
97	8436.874966	212.1250341
98	8200.678679	639.3213212
99	8169.272487	774.7275132
100	6908.139665	191.860335
101	7436.291465	746.7085351
102	6557.016889	-140.0168894
103	7221.710189	1237.289811
104	7453.516719	724.4832815
105	6390.083631	104.9163688
106	6355.23747	1240.76253
107	5025.207244	1680.792756
108	5212.00028	961.9997199
109	6351.996103	-610.9961029
110	5222.662876	-343.6628764
111	4794.794128	-95.7941284
112	6366.994803	486.0051967
113	7702.771639	-1009.771639
114	6669.573618	-1483.573618
115	5166.567794	57.43220591
116	5025.207244	313.7927564
117	5025.207244	766.7927564
118	5492.189835	181.8101651
119	4934.233865	416.7661348
120	5795.852541	-305.8525406
121	7361.901065	-450.9010653
122	8681.8207	-296.8207
123	8201.1643	-962.1643003
124	6281.930498	-375.9304984
125	6307.221248	-837.2212479
126	5405.142952	-689.1429525
127	4618.870327	-631.8703266
128	4198.276813	129.7231865
129	5589.512849	-461.5128491
130	6107.512524	561.5125239
131	5458.671702	-140.6717019
132	5969.551064	-282.5510637
133	6700.397956	-481.3979564
134	7104.167261	244.8327391
135	8777.001623	-103.0016232
136	8141.122469	-1131.122469
137	7629.399708	1111.600292
138	8091.464596	12.5354036

2/13/2008	3	8,215	73.2	0	0	1
2/14/2008	4	9,086	87.6	0	0	1
2/15/2008	5	8,257	88.4	0	0	1
2/16/2008	6	5,193	59.2	1	0	1
2/17/2008	7	6,748	64.2	0	0	1
2/18/2008	1	8,482	88.2	0	0	1
2/19/2008	2	9,754	95.0	0	0	1
2/20/2008	3	9,161	79.0	0	0	1
2/21/2008	4	7,005	80.5	0	0	1
2/22/2008	5	6,358	56.0	0	0	1
2/23/2008	6	5,174	51.0	1	0	1
2/24/2008	7	4,561	47.3	0	0	1
2/25/2008	1	5,703	55.5	0	0	1
2/26/2008	2	6,211	60.5	0	0	1
2/27/2008	3	6,291	63.6	0	0	1
2/28/2008	4	5,506	60.2	0	0	1
2/29/2008	5	6,457	63.1	0	0	1
12/1/2008	1	5,478	59.6	0	1	0
12/2/2008	2	5,296	56.2	0	1	0
12/3/2008	3	6,649	68.5	0	1	0
12/4/2008	4	6,723	69.0	0	1	0
12/5/2008	5	6,619	67.4	0	1	0
12/6/2008	6	7,897	80.5	1	1	0
12/7/2008	7	8,135	69.6	0	1	0
12/8/2008	1	7,801	70.9	0	1	0
12/9/2008	2	7,743	70.8	0	1	0
12/10/2008	3	7,164	69.8	0	1	0
12/11/2008	4	8,629	85.3	0	1	0
12/12/2008	5	7,066	68.4	0	1	0
12/13/2008	6	6,748	70.5	1	1	0
12/14/2008	7	9,230	95.9	0	1	0
12/15/2008	1	10,094	101.0	0	1	0
12/16/2008	2	9,234	89.6	0	1	0
12/17/2008	3	8,625	72.0	0	1	0
12/18/2008	4	8,291	83.7	0	1	0
12/19/2008	5	7,302	69.4	0	1	0
12/20/2008	6	8,126	81.2	1	1	0
12/21/2008	7	9,027	93.0	0	1	0
12/22/2008	1	8,348	87.6	0	1	0
12/23/2008	2	7,504	66.0	0	1	0
12/24/2008	3	7,339	82.0	0	1	0
12/25/2008	4	5,751	71.5	0	1	0
12/26/2008	5	4,886	44.7	1	1	0
12/27/2008	6	6,759	72.1	1	1	0
12/28/2008	7	6,488	70.6	0	1	0
12/29/2008	1	7,303	71.8	0	1	0
12/30/2008	2	8,831	91.3	0	1	0
12/31/2008	3	8,104	85.0	0	1	0
1/1/2009	4	7,806	78.1	1	0	0
1/2/2009	5	7,684	80.3	0	0	0
1/3/2009	6	7,020	78.5	1	0	0
1/4/2009	7	9,952	98.6	0	0	0
1/5/2009	1	9,037	86.1	0	0	0
1/6/2009	2	7,691	68.5	0	0	0
1/7/2009	3	7,932	77.9	0	0	0
1/8/2009	4	7,834	67.0	0	0	0
1/9/2009	5	7,890	66.0	0	0	0
1/10/2009	6	6,882	69.6	1	0	0
1/11/2009	7	7,815	68.1	0	0	0
1/12/2009	1	9,953	98.5	0	0	0
1/13/2009	2	10,393	97.0	0	0	0
1/14/2009	3	11,491	104.5	0	0	0
1/15/2009	4	11,054	96.7	0	0	0
1/16/2009	5	9,183	90.8	0	0	0
1/17/2009	6	7,654	62.3	1	0	0
1/18/2009	7	7,717	65.0	0	0	0
1/19/2009	1	7,845	69.6	0	0	0
1/20/2009	2	6,272	56.4	0	0	0
1/21/2009	3	5,707	45.0	0	0	0
1/22/2009	4	6,247	67.8	0	0	0
1/23/2009	5	9,021	96.3	0	0	0
1/24/2009	6	9,278	95.5	1	0	0
1/25/2009	7	9,479	93.7	0	0	0
1/26/2009	1	10,341	87.3	0	0	0
1/27/2009	2	8,379	80.5	0	0	0
1/28/2009	3	7,533	73.9	0	0	0
1/29/2009	4	8,693	90.1	0	0	0
1/30/2009	5	6,822	69.7	0	0	0
1/31/2009	6	5,422	45.3	1	0	0
2/1/2009	7	6,821	74.7	0	0	1
2/2/2009	1	9,083	93.7	0	0	1
2/3/2009	2	9,093	75.0	0	0	1
2/4/2009	3	7,901	80.9	0	0	1
2/5/2009	4	5,918	48.0	0	0	1
2/6/2009	5	4,605	41.9	0	0	1
2/7/2009	6	5,205	54.8	1	0	1
2/8/2009	7	4,338	42.6	0	0	1
2/9/2009	1	4,245	38.8	0	0	1
2/10/2009	2	4,024	38.8	0	0	1
2/11/2009	3	4,468	47.2	0	0	1
2/12/2009	4	5,395	61.1	0	0	1
2/13/2009	5	5,947	65.7	0	0	1
2/14/2009	6	6,952	72.7	1	0	1
2/15/2009	7	6,915	67.3	0	0	1
2/16/2009	1	6,026	52.0	0	0	1
2/17/2009	2	6,473	63.6	0	0	1
2/18/2009	3	8,326	81.6	0	0	1
2/19/2009	4	7,759	62.0	0	0	1
2/20/2009	5	7,080	65.0	0	0	1
2/21/2009	6	6,813	73.5	1	0	1
2/22/2009	7	6,889	70.4	0	0	1
2/23/2009	1	6,168	68.5	0	0	1
2/24/2009	2	4,471	49.1	0	0	1
2/25/2009	3	6,357	72.7	0	0	1
2/26/2009	4	7,947	84.7	0	0	1
2/27/2009	5	8,430	72.0	0	0	1
2/28/2009	6	8,232	87.1	1	0	1

139	9649.256999	579.743001
140	9715.662518	515.3374819
141	9555.60261	815.3973896
142	8554.544198	1283.455802
143	9101.123333	503.8766671
144	9683.923091	421.0769094
145	8201.1643	140.8356997
146	7433.266373	-282.2663728
147	5923.142627	1229.857373
148	5888.278737	8.72126267
149	4956.540511	1457.459489
150	9300.37441	1769.62559
151	10628.18612	-99.1861182
152	8660.327679	-196.3276791
153	6488.756564	-418.7565641
154	5559.530739	343.4692614
155	5706.281477	-111.2814774
156	5065.64195	191.3580496
157	6845.30135	194.6986501
158	6363.316702	684.6832978
159	5517.121107	226.8788932
160	4962.368928	516.6310718
161	8318.737466	1213.262534
162	10821.50158	-250.5015767
163	9034.891753	-127.8917535
164	7032.251502	454.7484983
165	7499.095898	715.9041017
166	8851.993623	234.0063768
167	8925.19205	-668.1920495
168	6008.594265	-815.5942646
169	6658.55192	89.44807966
170	8904.96466	-422.96466
171	9534.396919	219.6030812
172	8044.454031	1116.545969
173	8180.045899	-1175.045899
174	5896.334111	461.6658891
175	5244.981623	-70.98162287
176	5085.568929	-524.5689293
177	5848.584294	-145.5842945
178	6316.326388	-105.3263882
179	6606.735302	-315.7353021
180	6289.157788	-783.1577875
181	6557.545062	-100.5450617
182	6298.952639	-820.952639
183	5979.666499	-683.6664987
184	7130.385012	-481.3850122
185	7174.148788	-451.1487879
186	7021.230172	-402.2301724
187	8060.997914	-163.9979141
188	7232.357258	902.642742
189	7353.054515	447.9454849
190	7342.534806	400.4651942
191	7246.456768	-82.45676799
192	8695.594723	-66.59472312
193	7119.80053	-53.80052988
194	7128.181586	-380.1815864
195	9682.584893	-452.5848926
196	10158.7743	-64.77429951
197	9097.730069	136.2699311
198	7453.516719	1171.483281
199	8549.231549	-258.2315492
200	7208.8237	93.17630026
201	8128.990325	-2.990324852
202	9411.931044	-384.9310439
203	8914.831939	-566.8319386
204	6893.137609	610.8623911
205	8385.048576	-1046.048576
206	7403.735366	-1652.735366
207	4721.652944	164.3470558
208	7279.913331	-520.913331
209	7322.557582	-834.5575823
210	7436.291465	-133.2914649
211	9258.378364	-427.3783636
212	8666.461544	-562.4615437
213	8038.006354	-232.0063539
214	8432.859914	-748.8599139
215	8072.510599	-1052.510599
216	10134.15	-182.150003
217	8969.062228	67.93777209
218	7331.028361	359.9716389
219	8205.392149	-273.3921488
220	7186.965398	647.0346019
221	7093.56888	796.4311202
222	7248.896476	-366.8964761
223	7290.823314	524.176686
224	10129.61899	-176.6189926
225	9988.024423	404.975577
226	10687.79905	803.2009473
227	9956.359563	1097.640437
228	9414.460761	-231.4607608
229	6567.656254	1086.343746
230	6997.342224	719.657763
231	7432.788529	412.2114712
232	6194.66452	77.33548014
233	5132.241996	574.7580038
234	7258.78677	-1012.78677
235	9923.38791	-902.3879096
236	9661.282137	-383.2821366
237	9683.932622	-204.9326225
238	9078.761932	1262.238068
239	8443.315486	-64.31548575
240	7833.753214	-300.7532144
241	9346.252906	-653.2529063
242	7442.257074	-620.2570735
243	4975.306819	446.6931809
244	7639.933324	-818.9333239
245	9420.663036	-337.6630362
246	7670.867958	1422.132042
247	8225.126962	-324.1269622
248	5149.161965	768.8380353
249	4580.714197	24.28580347
250	5596.808897	-391.8088966
251	4643.839967	-305.8399673
252	4293.906931	-48.90693126
253	4289.35406	-265.3540599
254	5078.929967	-610.9299674
255	6372.998538	-977.9985376
256	6804.783737	-857.7837386
257	7274.736009	-322.7360086
258	6950.597379	-35.59737862
259	5524.501227	501.4987726
260	6806.735302	-133.7353021
261	8283.32421	42.67578973
262	6456.71322	1302.29678
263	6734.072637	345.9273626
264	7346.208906	-533.2089063
265	7243.329817	-354.3298165
266	7067.546697	-899.5466968
267	5256.054565	-785.0545651
268	7455.690339	-1098.690339
269	8572.401042	-625.4010418
270	7390.678403	1039.321597
271	8619.547198	-387.5471983
271	8620.473005	-388.4730055
271	8618.649164	-386.6491639
272	7171.46123	-220.4612303
273	7538.020277	-215.0202772
274	6660.366416	733.6335841
275	7838.215422	200.7845779
276	7169.030412	625.9695885
277	8195.189325	453.8106752
278	8340.346417	499.6535834
279	8224.228926	719.7710739
280	6939.714676	1160.285324
281	7394.17677	788.8232297
282	6551.962614	-134.9626136
283	7160.691658	1298.308342
284	8312.974225	-134.9742254
285	6391.162663	103.837337
286	6327.162385	1268.837615
287	5690.98626	1015.01374
288	5855.676652	318.3233476
289	6387.272222	-646.2722216
290	5183.364609	-304.3646091
291	4671.023404	27.97659552
292	6255.65791	597.34209
293	7527.942965	-834.9429649
294	6663.493449	-1477.493449
295	5392.875804	-168.875804
296	5643.038425	-304.0384248
297	5643.038425	148.9615752
298	6058.383606	-384.3836056
299	5532.270998	181.2709983
300	5718.433341	-228.4333413
301	7287.857656	-376.8576564
302	8625.552439	-240.5524385
303	8136.692984	-897.6929837
304	6057.216198	-151.2161984

305	5987.871302	-517.8713015
306	5202.214975	-486.2149751
307	4367.922294	-380.9222941
308	4561.452195	-233.452195
309	5419.301515	-291.3015154
310	5996.760232	-450.7602318
311	5400.539319	-82.53931888
312	5653.278796	33.7212038
313	6606.252684	-387.2526843
314	6925.835092	423.1649083
315	8648.484012	25.51598792
316	7912.588969	-902.5889693
317	7398.713252	1342.286748
318	8027.246837	76.75316287
319	9265.001634	963.9983662
320	9448.725463	782.274537
321	9305.507022	1065.492978
322	8427.50703	1410.49297
323	8859.037551	745.9624488
324	9503.2063	601.7937002
325	8136.692984	205.3070163
326	7201.160012	-50.16001232
327	5779.673691	1373.326309
328	5782.383446	114.6165542
329	4818.911226	1595.088774
330	9265.55181	1804.44819
331	10376.69078	152.309216
332	8458.777358	5.222642015
333	6193.571695	-123.5716953
334	5556.970597	346.0294029
335	5532.579401	62.42059907
336	5049.627881	207.3721186
337	6817.443735	222.556265
338	7115.554191	-67.55419139
339	5616.663155	127.3368448
340	5399.305374	79.69462572
341	8227.456574	1304.543426
342	10582.73731	-11.73730804
343	9057.441535	-150.4415352
344	6934.186291	552.8137087
345	7525.195483	689.8045171
346	8735.357161	350.642839
347	8778.585443	-521.5854434
348	5866.54684	-673.5468403
349	6402.936852	345.0631476
350	8757.24639	-275.2463903
351	9410.796237	343.2037629
352	9111.643436	49.35656359
353	8143.305625	-1138.305625
354	6356.177399	1.822601212
355	5835.276513	-661.2765127
356	5066.65152	-505.6515197
357	5742.78681	-39.78680983
358	6183.698429	27.30157103
359	6541.222508	-250.2225078
360	6265.001281	-759.0012807
361	6264.451105	192.5488955
362	6142.518537	120.4814625
363	7052.454293	-101.4542934
364	7409.523123	-86.52312262
365	6543.645703	850.3542967
366	7705.690221	333.3097791
367	7045.484398	749.5156024
368	8083.134417	565.8655827
369	8178.667338	661.3326616
370	8091.095853	852.9041466
371	6819.245642	1280.754358
372	7267.609721	915.3902787
373	6436.696473	-19.69647332
374	7037.257534	1421.742466
375	8199.338869	-21.33886906
376	6255.637915	239.3620847
377	6219.484329	1376.515671
378	5587.272782	1118.727218
379	5749.753343	424.2466575
380	6274.215912	-533.2159124
381	5086.462445	-207.4624453
382	4606.256086	92.74391387
383	6121.951378	731.0486221
384	7404.152723	-711.1527226
385	6546.730777	-1360.730777
386	5293.162399	-69.1623993
387	5539.968315	-200.9683146
388	5539.968315	252.0316854
389	5975.000558	-301.0005578
390	5408.27094	-57.27093961
391	5618.923269	-128.923269
392	7162.717207	-251.7172074
393	8542.405454	-157.4054539
394	8060.105561	-821.1055611
395	6008.531391	-102.5313906
396	5965.377173	-495.377173
397	5142.586418	-426.5864177
398	4346.476284	-359.4762844
399	4532.837689	-204.8376889
400	5379.176307	-251.1763067
401	5948.886628	-402.8866277
402	5360.665863	-42.66586302
403	5635.274261	51.72573863
404	6527.784617	-308.7846171
405	6870.066768	478.9332321
406	8565.029329	108.9706706
407	7839.008595	829.0085954
408	7332.028111	1408.971889
409	7952.127973	151.8720268
410	9198.534663	1030.465337
411	9332.116829	898.8831708
412	9217.808037	1153.191963
413	8347.017438	1490.982562
414	8772.757641	832.2423586
415	9408.282873	696.7171268
416	8060.105561	281.8944389
417	7162.385862	-11.38586201
418	5712.296739	1440.703261
419	5741.959064	155.0419364
420	4786.84211	1627.15789
421	9173.817254	1896.182746
422	10270.04686	259.9531394
423	8377.868177	86.13182298
424	6186.85605	-116.8560503
425	5511.120486	391.8795138
426	5514.044504	80.95549645
427	5033.001579	223.9984211
428	6777.096713	262.9032866
429	7071.207096	-23.2070957
430	5592.42832	151.5716799
431	5403.247269	75.7527306
432	8145.773632	1386.226368
433	10496.43892	74.56108222
434	8987.038013	-80.03801288
435	6892.272807	594.7271929
436	7475.351782	739.6482181
437	8669.275397	416.724603
438	8737.183841	-480.1838413
439	5816.542806	-623.5428063
440	6372.723417	375.276583
441	8690.870915	-208.8709146
442	9335.651368	418.3486318
443	9040.512628	120.4873722
444	8085.168064	-1080.168064
445	6347.279895	10.72010475
446	5785.692067	-611.6920669
447	5054.368486	-493.3684864
448	5716.859636	-13.85963574
449	6151.855061	59.14493862
450	6504.581849	-213.5818486
451	6232.066984	-726.0669838
452	6256.784393	200.215607

PNG-GLGT Bemidji Peak Day Regression for Winter 2010 - New for Reply Comments

1	2	3	8	24	25
	(Mon=1)	Bemidji			
Date	Day	Daily Meter	WCHDD65	Dec	Feb
12/1/2006	5	6,363	65.7	1	0
12/2/2006	6	7,018	70.5	1	0
12/3/2006	7	6,895	75.2	1	0
12/4/2006	1	7,916	78.0	1	0
12/5/2006	2	6,240	65.5	1	0
12/6/2006	3	7,966	79.4	1	0
12/7/2006	4	7,208	75.7	1	0
12/8/2006	5	5,057	48.7	1	0
12/9/2006	6	4,522	33.2	1	0
12/10/2006	7	4,279	42.3	1	0
12/11/2006	1	4,131	38.3	1	0
12/12/2006	2	5,310	39.1	1	0
12/13/2006	3	4,806	40.0	1	0
12/14/2006	4	5,233	43.5	1	0
12/15/2006	5	5,439	47.5	1	0
12/16/2006	6	4,976	42.2	1	0
12/17/2006	7	5,713	53.7	1	0
12/18/2006	1	5,444	53.5	1	0
12/19/2006	2	4,565	42.0	1	0
12/20/2006	3	5,494	44.3	1	0
12/21/2006	4	4,746	45.0	1	0
12/22/2006	5	4,576	41.4	1	0
12/23/2006	6	4,748	45.0	1	0
12/24/2006	7	4,178	46.8	1	0
12/25/2006	1	4,949	54.0	1	0
12/26/2006	2	4,640	49.9	1	0
12/27/2006	3	4,539	42.7	1	0
12/28/2006	4	4,406	45.5	1	0
12/29/2006	5	4,600	41.4	1	0
12/30/2006	6	4,346	42.0	1	0
12/31/2006	7	6,138	49.0	1	0
1/1/2007	1	5,977	53.5	0	0
1/2/2007	2	5,449	48.1	0	0
1/3/2007	3	4,601	36.5	0	0
1/4/2007	4	4,355	29.2	0	0
1/5/2007	5	4,543	43.0	0	0
1/6/2007	6	4,679	46.2	0	0
1/7/2007	7	5,793	54.0	0	0
1/8/2007	1	6,072	56.6	0	0
1/9/2007	2	6,691	67.4	0	0
1/10/2007	3	5,549	61.1	0	0
1/11/2007	4	7,816	70.5	0	0
1/12/2007	5	9,186	87.6	0	0
1/13/2007	6	7,955	77.4	0	0
1/14/2007	7	8,053	79.3	0	0
1/15/2007	1	8,639	77.4	0	0
1/16/2007	2	7,598	75.7	0	0
1/17/2007	3	6,282	58.6	0	0
1/18/2007	4	6,594	59.9	0	0
1/19/2007	5	7,919	73.0	0	0
1/20/2007	6	5,917	64.2	0	0
1/21/2007	7	6,653	56.7	0	0
1/22/2007	1	6,444	54.9	0	0
1/23/2007	2	6,300	62.1	0	0
1/24/2007	3	6,795	60.9	0	0
1/25/2007	4	5,990	65.0	0	0
1/26/2007	5	5,439	49.0	0	0
1/27/2007	6	8,411	76.7	0	0
1/28/2007	7	7,505	81.6	0	0
1/29/2007	1	7,991	78.7	0	0
1/30/2007	2	7,653	81.3	0	0
1/31/2007	3	7,775	74.5	0	0
2/1/2007	4	8,684	85.0	0	1
2/2/2007	5	9,254	88.7	0	1
2/3/2007	6	10,369	104.7	0	1
2/4/2007	7	11,404	100.7	0	1
2/5/2007	1	10,581	83.0	0	1
2/6/2007	2	9,669	82.6	0	1
2/7/2007	3	9,381	93.0	0	1
2/8/2007	4	8,993	85.9	0	1
2/9/2007	5	9,511	93.0	0	1
2/10/2007	6	8,337	84.0	0	1
2/11/2007	7	7,402	69.7	0	1
2/12/2007	1	8,551	80.2	0	1
2/13/2007	2	8,837	82.0	0	1
2/14/2007	3	8,844	84.0	0	1
2/15/2007	4	7,523	76.7	0	1
2/16/2007	5	6,439	65.3	0	1
2/17/2007	6	6,882	71.1	0	1
2/18/2007	7	6,795	72.3	0	1
2/19/2007	1	5,442	55.5	0	1
2/20/2007	2	4,391	45.9	0	1
2/21/2007	3	5,909	50.7	0	1
2/22/2007	4	5,534	58.8	0	1
2/23/2007	5	5,903	58.3	0	1
2/24/2007	6	5,415	54.0	0	1
2/25/2007	7	4,839	47.9	0	1
2/26/2007	1	5,001	47.9	0	1
2/27/2007	2	4,898	46.2	0	1
2/28/2007	3	5,356	48.0	0	1
12/1/2007	6	6,263	62.1	1	0
12/2/2007	7	6,951	71.0	1	0
12/3/2007	1	7,323	72.0	1	0
12/4/2007	2	7,394	64.1	1	0
12/5/2007	3	8,039	66.0	1	0
12/6/2007	4	7,795	69.4	1	0
12/7/2007	5	8,649	82.5	1	0
12/8/2007	6	8,840	82.0	1	0
12/9/2007	7	8,944	79.7	1	0
12/10/2007	1	8,100	66.2	1	0
12/11/2007	2	8,183	71.8	1	0
12/12/2007	3	6,417	62.4	1	0
12/13/2007	4	8,459	69.5	1	0
12/14/2007	5	8,178	72.0	1	0
12/15/2007	6	6,495	62.6	1	0
12/16/2007	7	7,596	60.2	1	0
12/17/2007	1	6,706	46.0	1	0
12/18/2007	2	6,174	48.0	1	0
12/19/2007	3	5,741	60.2	1	0
12/20/2007	4	4,879	48.1	1	0
12/21/2007	5	4,699	43.5	1	0
12/22/2007	6	6,853	62.3	1	0
12/23/2007	7	6,693	74.7	1	0
12/24/2007	1	5,186	63.6	1	0
12/25/2007	2	5,224	49.5	1	0
12/26/2007	3	5,339	46.0	1	0
12/27/2007	4	5,792	46.0	1	0
12/28/2007	5	5,674	51.0	1	0
12/29/2007	6	5,351	47.0	1	0
12/30/2007	7	5,490	54.3	1	0
12/31/2007	1	6,911	71.0	1	0
1/1/2008	2	8,385	85.0	0	0
1/2/2008	3	7,239	77.9	0	0
1/3/2008	4	5,906	57.3	0	0
1/4/2008	5	5,470	57.6	0	0
1/5/2008	6	4,716	49.9	0	0
1/6/2008	7	3,987	39.5	0	0
1/7/2008	1	4,328	35.0	0	0
1/8/2008	2	5,128	49.9	0	0
1/9/2008	3	5,546	55.4	0	0
1/10/2008	4	5,318	48.5	0	0
1/11/2008	5	5,687	54.0	0	0
1/12/2008	6	6,219	63.8	0	0
1/13/2008	7	7,349	66.1	0	0
1/14/2008	1	8,674	84.0	0	0
1/15/2008	2	7,010	77.2	0	0
1/16/2008	3	8,741	71.7	0	0
1/17/2008	4	8,104	76.7	0	0
1/18/2008	5	10,229	93.4	0	0
1/19/2008	6	10,231	96.0	0	0
1/20/2008	7	10,371	92.4	0	0
1/21/2008	1	9,838	81.6	0	0
1/22/2008	2	9,605	87.5	0	0
1/23/2008	3	10,105	93.7	0	0
1/24/2008	4	8,342	77.9	0	0
1/25/2008	5	7,151	69.6	0	0
1/26/2008	6	7,153	55.4	0	0
1/27/2008	7	5,897	53.1	0	0
1/28/2008	1	6,414	43.1	0	0
1/29/2008	2	11,070	89.6	0	0
1/30/2008	3	10,529	103.8	0	0
1/31/2008	4	8,464	82.8	0	0
2/1/2008	5	6,070	62.3	0	1
2/2/2008	6	5,903	54.4	0	1
2/3/2008	7	5,595	54.0	0	1
2/4/2008	1	5,257	47.1	0	1
2/5/2008	2	7,040	66.2	0	1
2/6/2008	3	7,048	61.0	0	1

SUMMARY OUTPUT

Regression Statistics	
Multiple R	0.93001687
R Square	0.864931379
Adjusted R Square	0.863413754
Standard Error	632.4579309
Observations	271

ANOVA

	df	*SS*	*MS*	*F*	*ianificance F*
Regression	3	68391437 7	2.28E+08	569.9243	1E-115
Residual	267	106800810.2	400003		
Total	270	790715187.2			

	Coefficients	*Standard Error*	*t Stat*	*P-value*	*Lower 95%*	*Upper 95%*	*Lower 95.0%*	*Upper 95.0%*
Intercept	887.8086	176.9263	5.0180	0.0000	539.4603	1236.157	539.4603	1236.157
WCHDD65	93.5647	2.3314	40.1316	0.0000	88.97434	98.15505	88.97434	98.15505
Dec	(205.0874)	94.4600	(2.1712)	0.0308	-391.069	-19.1061	-391.069	-19.1061
Feb	(259.1563)	95.0712	(2.7259)	0.0068	-446.341	-71.9716	-446.341	-71.9716

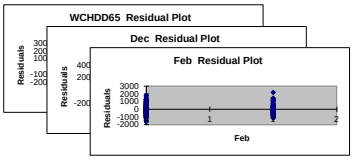

RESIDUAL OUTPUT

Observation	*Predicted Daily Meter*	*Residuals*
1	6832.429366	-469.4293659
2	7278.159953	-260.1599534
3	7714.507995	-819.5079951
4	7979.061003	-63.06100339
5	6810.51206	-570.5120603
6	8107.275953	-141.2759532
7	7761.618337	-553.6183372
8	5237.287901	-180.2879012
9	3791.4858	730.5142004
10	4644.440036	-365.4400362
11	4266.076878	-135.0768778
12	4340.971966	969.0280339
13	4428.436778	377.5632223
14	4750.434313	482.565687
15	5124.235566	314.7644338
16	4632.756431	343.2435695
17	5703.191759	9.808240589
18	5693.042605	-249.0426054
19	4609.508266	-44.50826583
20	4829.873887	664.1261126
21	4893.132345	-147.1323454
22	4560.766433	15.23356731
23	4895.471873	-147.471873
24	5057.688646	-879.6886456
25	5731.949103	-782.9491027
26	5356.168496	-716.1684957
27	4677.78963	-138.7896302
28	4942.633289	-536.6332893
29	4560.766433	39.23356731
30	4609.508266	-263.5082658
31	5264.592525	873.4074749
32	5898.129969	78.87003146
33	5389.595579	59.40442113
34	4302.988504	298.0114962
35	3623.808454	731.1915458
36	4912.211326	-369.2113258
37	5213.356465	-534.3564647
38	5943.46046	-150.4604597
39	6186.67534	-114.6753397
40	7191.401442	-500.401442
41	6603.01203	-1054.01203
42	7483.247317	332.7526834
43	9088.412898	97.58710206
44	8125.346341	-170.3463409
45	8304.983906	-251.9839062
46	8125.346341	513.6536591
47	7969.53926	-371.5392601
48	6373.021112	-91.0211121
49	6488.987577	105.0124232
50	7721.148785	197.8512147
51	6898.744529	-981.7445291
52	6194.517829	458.4821712
53	6025.121718	418.8782821
54	6695.700701	-395.7007009
55	6581.762025	213.2379752
56	6966.678305	-976.6783049
57	5469.679888	-30.67988831
58	8065.427629	345.5723712
59	8526.684235	-1021.684235
60	8250.502384	-259.5023837
61	8494.595308	-841.5953081
62	7853.946298	-78.94629849
63	8580.439026	103.5609745
64	8925.438995	328.5610046
65	10420.43887	-51.43886506
66	10050.3919	1353.608097
67	8394.521733	2186.478267
68	8353.100709	1315.899291
69	9327.250846	53.74915422
70	8665.127084	327.872916
71	9327.250846	183.7491542
72	8487.440617	-150.4406172
73	7153.238032	248.7619676
74	8133.306242	417.6937576
75	8298.519335	538.4806653
76	8490.385973	353.6140273
77	7803.808561	-280.8085609
78	6740.439186	-301.4391859
79	7277.041665	-395.0416653
80	7389.495972	-594.4959718
81	5821.604016	-379.6040164
82	4924.658132	-533.658132
83	5370.412403	538.5875975
84	6128.917821	-594.917821
85	6085.398376	-182.3983761
86	5684.304207	-269.3042071
87	5114.083204	-275.0832037
88	5114.083204	-113.0832037
89	4947.967676	-49.96767556
90	5120.474651	235.5253495
91	6490.613338	-227.6133377
92	7327.598396	-376.5983964
93	7418.094499	-95.0944986
94	6679.508085	714.4919147
95	6857.990867	1181.009133
96	7174.245394	620.754606
97	8404.507935	244.4920651
98	8352.588224	487.411776
99	8136.423601	807.5763992
100	6873.019937	1226.980063
101	7402.122746	780.8772539
102	6521.264916	-104.2649161
103	7187.155088	1271.844912
104	7419.379016	758.6209838
105	6538.732952	-43.7329163
106	6319.122166	1276.877834
107	4986.697037	1719.302963
108	5173.82642	1000.17358
109	6315.874962	-574.8749616
110	5184.508216	-305.5082157
111	4755.869031	-56.86903127
112	6515.602549	337.3974509
113	7669.082755	-976.0827546
114	6634.024318	-1448.024318
115	5313.014006	-89.01400638
116	4986.697037	352.3029631
117	4986.697037	805.3029631
118	5454.520494	219.4795056
119	5080.261728	270.7382716
120	5758.729986	-268.7299865
121	7327.598396	-416.5983964
122	8838.891796	-453.8917957
123	8172.668028	-933.6680283
124	6249.978383	-343.9783827
125	6275.314672	-805.3146716
126	5556.31394	-840.3139404
127	4583.923643	-596.9236429
128	4162.572793	165.4272066
129	5556.31394	-428.3139404
130	6075.246345	-529.2463447
131	5425.237196	-107.2371957
132	5937.036466	-250.0364659
133	6853.901229	-634.9012287

2/7/2008	4	5,744	51.9	0	1
2/8/2008	5	5,479	46.0	0	1
2/9/2008	6	9,532	83.9	0	1
2/10/2008	7	10,571	108.7	0	1
2/11/2008	1	8,907	89.6	0	1
2/12/2008	2	7,487	68.2	0	1
2/13/2008	3	8,215	73.2	0	1
2/14/2008	4	9,086	87.6	0	1
2/15/2008	5	8,257	88.4	0	1
2/16/2008	6	5,193	59.2	0	1
2/17/2008	7	6,748	64.2	0	1
2/18/2008	1	8,482	88.2	0	1
2/19/2008	2	9,754	95.0	0	1
2/20/2008	3	9,161	79.0	0	1
2/21/2008	4	7,005	80.5	0	1
2/22/2008	5	6,358	56.0	0	1
2/23/2008	6	5,174	51.0	0	1
2/24/2008	7	4,561	47.3	0	1
2/25/2008	1	5,703	55.5	0	1
2/26/2008	2	6,211	60.5	0	1
2/27/2008	3	6,291	63.6	0	1
2/28/2008	4	5,506	60.2	0	1
2/29/2008	5	6,457	63.1	0	1
12/1/2008	1	5,478	59.6	1	0
12/2/2008	2	5,296	56.2	1	0
12/3/2008	3	6,649	68.5	1	0
12/4/2008	4	6,723	69.0	1	0
12/5/2008	5	6,619	67.4	1	0
12/6/2008	6	7,897	80.5	1	0
12/7/2008	7	8,135	69.6	1	0
12/8/2008	1	7,801	70.9	1	0
12/9/2008	2	7,743	70.8	1	0
12/10/2008	3	7,164	69.8	1	0
12/11/2008	4	8,629	85.3	1	0
12/12/2008	5	7,066	68.4	1	0
12/13/2008	6	6,748	70.5	1	0
12/14/2008	7	9,230	95.9	1	0
12/15/2008	1	10,094	101.0	1	0
12/16/2008	2	9,234	89.6	1	0
12/17/2008	3	8,625	72.0	1	0
12/18/2008	4	8,291	83.7	1	0
12/19/2008	5	7,302	69.4	1	0
12/20/2008	6	8,126	81.2	1	0
12/21/2008	7	9,027	93.0	1	0
12/22/2008	1	8,348	87.6	1	0
12/23/2008	2	7,504	66.0	1	0
12/24/2008	3	7,339	82.0	1	0
12/25/2008	4	5,751	71.5	1	0
12/26/2008	5	4,886	44.7	1	0
12/27/2008	6	6,759	72.1	1	0
12/28/2008	7	6,488	70.6	1	0
12/29/2008	1	7,303	71.8	1	0
12/30/2008	2	8,831	91.3	1	0
12/31/2008	3	8,104	85.0	1	0
1/1/2009	4	7,806	78.1	0	0
1/2/2009	5	7,684	80.3	0	0
1/3/2009	6	7,020	78.5	0	0
1/4/2009	7	9,952	98.6	0	0
1/5/2009	1	9,037	86.1	0	0
1/6/2009	2	7,691	68.5	0	0
1/7/2009	3	7,932	77.9	0	0
1/8/2009	4	7,834	67.0	0	0
1/9/2009	5	7,890	66.0	0	0
1/10/2009	6	6,882	69.6	0	0
1/11/2009	7	7,815	68.1	0	0
1/12/2009	1	9,953	98.5	0	0
1/13/2009	2	10,393	97.0	0	0
1/14/2009	3	11,491	104.5	0	0
1/15/2009	4	11,054	96.7	0	0
1/16/2009	5	9,183	90.8	0	0
1/17/2009	6	7,654	62.3	0	0
1/18/2009	7	7,717	65.0	0	0
1/19/2009	1	7,845	69.6	0	0
1/20/2009	2	6,272	56.4	0	0
1/21/2009	3	5,707	45.0	0	0
1/22/2009	4	6,247	67.8	0	0
1/23/2009	5	9,021	96.3	0	0
1/24/2009	6	9,278	95.5	0	0
1/25/2009	7	9,479	93.7	0	0
1/26/2009	1	10,341	87.3	0	0
1/27/2009	2	8,379	80.5	0	0
1/28/2009	3	7,533	73.9	0	0
1/29/2009	4	8,693	90.1	0	0
1/30/2009	5	6,822	69.7	0	0
1/31/2009	6	5,422	45.3	0	0
2/1/2009	7	6,821	74.7	0	1
2/2/2009	1	9,083	93.7	0	1
2/3/2009	2	9,093	75.0	0	1
2/4/2009	3	7,901	80.9	0	1
2/5/2009	4	5,918	48.0	0	1
2/6/2009	5	4,605	41.9	0	1
2/7/2009	6	5,205	54.8	0	1
2/8/2009	7	4,338	42.6	0	1
2/9/2009	1	4,245	38.8	0	1
2/10/2009	2	4,024	38.8	0	1
2/11/2009	3	4,468	47.2	0	1
2/12/2009	4	5,395	61.1	0	1
2/13/2009	5	5,947	65.7	0	1
2/14/2009	6	6,952	72.7	0	1
2/15/2009	7	6,915	67.3	0	1
2/16/2009	1	6,026	52.0	0	1
2/17/2009	2	6,473	63.6	0	1
2/18/2009	3	8,326	81.6	0	1
2/19/2009	4	7,759	62.0	0	1
2/20/2009	5	7,080	65.0	0	1
2/21/2009	6	6,813	73.5	0	1
2/22/2009	7	6,889	70.4	0	1
2/23/2009	1	6,168	68.5	0	1
2/24/2009	2	4,471	49.1	0	1
2/25/2009	3	6,357	72.7	0	1
2/26/2009	4	7,947	84.7	0	1
2/27/2009	5	8,430	72.0	0	1
2/28/2009	6	8,232	87.1	0	1

134	7073.695695	275.3043047
135	8749.542225	-75.54222522
136	8112.518083	-1102.518083
137	7599.873895	1141.126105
138	8062.770795	41.229205
139	9623.368217	605.6317834
140	9874.595188	356.4048122
141	9529.54519	841.4548096
142	8526.684235	1311.315765
143	9074.247561	530.7524395
144	9658.096729	446.9032708
145	8172.668028	169.3319717
146	7403.387395	-252.3873952
147	6075.246345	1077.753655
148	5855.617798	41.3822024
149	4922.201849	1491.798151
150	9273.857416	1796.142584
151	10604.06003	-75.06003189
152	8632.658194	-168.6581937
153	6461.764254	-391.7642538
154	5715.56711	187.4328903
155	5677.880213	-82.88021334
156	5036.087127	220.912873
157	6818.951047	221.0489527
158	6336.09852	711.9014798
159	5488.379233	255.6207665
160	4932.628148	546.3718525
161	8479.742167	1052.257833
162	10802.31097	-231.3109681
163	9012.484109	-105.4841088
164	7006.237829	480.7621714
165	7473.922843	741.0771575
166	8829.256645	256.7433546
167	8902.586875	-645.5868755
168	6165.439236	-972.4392361
169	6631.86535	116.1346502
170	8882.323064	-400.3230638
171	9512.888702	241.1112983
172	8020.262967	1140.737033
173	8156.098988	-1151.098988
174	5868.275063	489.7249374
175	5400.451605	-226.4516051
176	5056.049987	-495.0499871
177	5820.439266	-117.4392662
178	6289.023594	-78.02359366
179	6579.955429	-288.9554287
180	6261.806072	-755.8060722
181	6530.676615	-73.67661452
182	6262.735986	-784.7359856
183	5942.874927	-646.8749268
184	7095.665467	-446.6654669
185	7139.508045	-416.5080452
186	6986.314079	-367.3140788
187	8212.655945	-315.6559449
188	7197.821328	937.1786724
189	7318.735917	482.2640832
190	7308.197265	434.8027347
191	7211.946226	-47.94622576
192	8663.693553	-34.69355256
193	7085.061926	-19.06192571
194	7278.159953	-530.1599534
195	9652.460933	-422.4609332
196	10129.50778	-35.5077845
197	9066.552998	167.4470018
198	7419.379016	1205.620984
199	8517.066832	-226.0668316
200	7174.245394	127.754606
201	8280.770785	-154.7707853
202	9381.319735	-354.3197351
203	8883.325535	-535.3255348
204	6857.990867	646.0091329
205	8352.588224	-1013.588224
206	7369.508025	-1618.508025
207	4867.298026	18.70197371
208	7430.164912	-671.1649118
209	7288.18407	-800.1840701
210	7402.122746	-99.12274611
211	9227.490562	-396.4905622
212	8634.507915	-530.5079149
213	8193.918174	-387.9181736
214	8404.780842	-720.7808416
215	8228.484548	-1208.484548
216	10109.13434	-157.1343368
217	8941.948661	95.05133857
218	7300.96529	390.0347101
219	8176.90349	-244.9034895
220	7156.642922	677.3570782
221	7063.07823	826.9217697
222	7403.387395	-521.3873952
223	7260.687848	554.3121518
224	10104.59517	-151.5951677
225	9962.745638	430.2543622
226	10663.78031	827.2196923
227	9931.023761	1122.976239
228	9388.149195	-205.1491955
229	6720.920506	933.0794937
230	6966.678305	750.3216951
231	7402.908691	442.0913092
232	6162.55527	109.4447303
233	5098.219709	608.7802915
234	7229.595418	-982.5954184
235	9897.992737	-876.9927374
236	9820.116887	-542.1168869
237	9658.106278	-179.1062782
238	9051.845895	1289.154105
239	8415.25524	-36.25524015
240	7804.595368	-271.5953683
241	9319.818523	-626.8185234
242	7412.394285	-590.3942849
243	5125.703828	296.2961719
244	7615.013865	-794.0138652
245	9398.950026	-315.9500256
246	7646.004201	1446.995799
247	8201.261225	-300.261225
248	5119.757531	798.2424695
249	4550.286194	54.71380584
250	5752.912392	-547.912392
251	4613.525632	-275.5256315
252	4262.962493	-17.96249306
253	4258.401424	-234.4014236
254	5049.399071	-581.3990708
255	6345.797789	-950.797789
256	6778.360476	-831.3604765
257	7433.860842	-481.860842
258	6924.436676	-9.436676021
259	5495.772643	530.2273569
260	6579.955429	-106.9554287
261	8259.563265	66.43673485
262	6429.663212	1329.336788
263	6707.522052	372.4779477
264	7505.462437	-692.4624365
265	7217.696219	-328.6962188
266	7041.596578	-873.5965775
267	5226.842606	-755.8426057
268	7430.439126	-1073.439126
269	8549.160619	-602.1606192
270	7365.310127	1064.689873
271	8781.093549	-549.0935487
271	8619.547198	-387.5471983
271	8620.473005	-388.4730055
271	8618.649164	-386.6491639
272	7171.46123	-220.4612303
273	7538.020277	-215.0202772
274	6660.366416	733.6335841
275	7838.215422	200.7845779
276	7169.030412	625.9695885
277	8195.189325	453.8106752
278	8340.346417	499.6535834
279	8224.228926	719.7710739
280	6939.714676	1160.285324
281	7394.17677	788.8232297
282	6551.962614	-134.9626136
283	7160.691658	1298.308342
284	8312.974225	-134.9742254
285	6391.162663	103.837337
286	6327.162385	1268.837615
287	5690.98626	1015.01374
288	5855.676652	318.3233476
289	6387.272222	-646.2722216
290	5183.364609	-304.3646091
291	4671.023404	27.97659552
292	6255.65791	597.34209
293	7527.942965	-834.9429649

294	6663.493449	-1477.493449
295	5392.875804	-168.875804
296	5643.038425	-304.0384248
297	5643.038425	148.9615752
298	6058.383606	-384.3836056
299	5532.270998	-181.2709983
300	5718.433341	-228.4333413
301	7287.857656	-376.8576564
302	8625.552439	-240.5524385
303	8136.692984	-897.6929837
304	6057.216198	-151.2161984
305	5987.871302	-517.8713015
306	5202.214975	-486.2149751
307	4367.922294	-380.9222941
308	4561.452195	-233.452195
309	5419.301515	-291.3015154
310	5996.760232	-450.7602318
311	5400.539319	-82.53931888
312	5653.278796	33.7212038
313	6606.252684	-387.2526843
314	6925.835092	423.1649083
315	8648.484012	25.51598792
316	7912.588969	-902.5889693
317	7398.713252	1342.286748
318	8027.246837	76.75316287
319	9265.001634	963.9983662
320	9448.725463	782.274537
321	9305.507022	1065.492978
322	8427.50703	1410.49297
323	8859.037551	745.9624488
324	9503.2063	601.7937002
325	8136.692984	205.3070163
326	7201.160012	-50.16001232
327	5779.673691	1373.326309
328	5782.383446	114.6165542
329	4818.911226	1595.088774
330	9265.55181	1804.44819
331	10376.69078	152.309216
332	8458.777358	5.222642015
333	6193.571695	-123.5716953
334	5556.970597	346.0294029
335	5532.579401	62.42059907
336	5049.627881	207.3721186
337	6817.443735	222.556265
338	7115.554191	-67.55419139
339	5616.663155	127.3368448
340	5399.305374	79.69462572
341	8227.456574	1304.543426
342	10582.73731	-11.73730804
343	9057.441535	-150.4415352
344	6934.186291	552.8137087
345	7525.195483	689.8045171
346	8735.357161	350.642839
347	8778.585443	-521.5854434
348	5866.54684	-673.5468403
349	6402.936852	345.0631476
350	8757.24639	-275.2463903
351	9410.796237	343.2037629
352	9111.643436	49.35656359
353	8143.305625	-1138.305625
354	6356.177399	1.822601212
355	5835.276513	-661.2765127
356	5066.65152	-505.6515197
357	5742.78681	-39.78680983
358	6183.698429	27.30157103
359	6541.222508	-250.2225078
360	6265.001281	-759.0012807
361	6264.451105	192.5488955
362	6142.518537	120.4814625
363	7052.454293	-101.4542934
364	7409.523123	-86.52312262
365	6543.645703	850.3542967
366	7705.690221	333.3097791
367	7045.484398	749.5156024
368	8083.134417	565.8655827
369	8178.667338	661.3326616
370	8091.095853	852.9041466
371	6819.245642	1280.754358
372	7267.609721	915.3902787
373	6436.696473	-19.69647332
374	7037.257534	1421.742466
375	8199.338869	-21.33886906
376	6255.637915	239.3620847
377	6219.484329	1376.515671
378	5587.272782	1118.727218
379	5749.753343	424.2466575
380	6274.215912	-533.2159124
381	5086.462445	-207.4624453
382	4606.256086	92.74391387
383	6121.951378	731.0486221
384	7404.152723	-711.1527226
385	6546.730777	-1360.730777
386	5293.162399	-69.1623993
387	5539.968315	-200.9683146
388	5539.968315	252.0316854
389	5975.000558	-301.0005578
390	5408.27094	-57.27093961
391	5618.923269	-128.923269
392	7162.717207	-251.7172074
393	8542.405454	-157.4054539
394	8060.105561	-821.1055611
395	6008.531391	-102.5313906
396	5965.377173	-495.377173
397	5142.586418	-426.5864177
398	4346.476284	-359.4762844
399	4532.837689	-204.8376889
400	5379.176307	-251.1763067
401	5948.886628	-402.8866277
402	5360.665863	-42.66586302
403	5635.274261	51.72573863
404	6527.784617	-308.7846171
405	6870.066768	478.9332321
406	8565.029329	108.9706706
407	7839.008595	-829.0085954
408	7332.028111	1408.971889
409	7952.127973	151.8720268
410	9198.534663	1030.465337
411	9332.116829	898.8831708
412	9217.808037	1153.191963
413	8347.017438	1490.982562
414	8772.757641	832.2423586
415	9408.282873	696.7171268
416	8060.105561	281.8944389
417	7162.385862	-11.38586201
418	5712.296739	1440.703261
419	5741.958064	155.0419364
420	4786.84211	1627.15789
421	9173.817254	1896.182746
422	10270.04686	258.9531394
423	8377.868177	86.13182298
424	6186.85605	-116.8560503
425	5511.120486	391.8795138
426	5514.044504	80.95549645
427	5033.001579	223.9984211
428	6777.096713	262.9032866
429	7071.207096	-23.2070957
430	5592.42832	151.5716799
431	5403.247269	75.7527306
432	8145.773632	1386.226368
433	10496.43892	74.56108222
434	8987.038013	-80.03801288
435	6892.272807	594.7271929
436	7475.351782	739.6482181
437	8669.275397	416.724603
438	8737.183841	-480.1838413
439	5816.542806	-623.5428063
440	6372.723417	375.276583
441	8690.870915	-208.8709146
442	9335.651368	418.3486318
443	9040.512628	120.4873722
444	8085.168064	-1080.168064
445	6347.279895	10.72010475
446	5785.692067	-611.6920669
447	5054.368486	-493.3684864
448	5716.859636	-13.85963574
449	6151.855061	59.14493862
450	6504.581849	-213.5818486
451	6232.066984	-726.0669838
452	6256.784393	200.215607