

# **APPENDIX O**

## **System Diagrams**

**Public**

[NONPUBLIC DATA BEGINS HERE...]

**Diagram 4-2 Morris Substation**




Diagram 4-3 Wilmar Substation




Diagram 4-4 Minnesota Valley Substation





Diagram 4-5 Walden 41.6-kV System



**Diagram 4-6 Benson South and Kerkhoven 41.6-kV System**






Diagram 4-7 Appleton and Benson 41.6-kV System




**Diagram 4-8 Benson North 41.6-kV System**





**Diagram 4-10 Kerkhoven Line Overload**



[NONPUBLIC DATA ENDS HERE...]